

APPENDIX 3-6

MINUTES OF PUBLIC MEETING & ATTENDANCE REGISTER

23 NOVEMBER 2007

ZEUS-MERCURY 765kV TRANSMISSION POWER LINE PROJECT:
 EXTENDED STUDY OF ALIGNMENTS BETWEEN VREDFORT DOME WHS AND POTCHEFSTROOM
 PUBLIC MEETING
 23 NOVEMBER 2007

Item No.	Discussion
1.	<p><i>Welcome and introduction</i></p> <p>The independent facilitator, Ms Nicolene Venter opened the meeting and welcomed all in attendance. She explained that the presentations were going to be in English but translations will be made if necessary. Ms Venter confirmed if everybody in the meeting were comfortable with the use of English. Attendees were encouraged to use the language of their choice in participating in the discussion for the day.</p> <p>Introductions of the study team (Eskom, Margen & PBAI) were made. The purpose of the meeting were:</p> <ul style="list-style-type: none"> • To present the findings of the study as outlined in the report that is to be submitted to the minister • To receive further comments from stakeholders. • To present the panoramic pictures that compared the area of the route with and without the new line. <p>Attendees were requested to sign the attendance register and clearly write their contact details so that they can receive the minutes of the meeting.</p>
2.	<p><i>Project Description</i></p> <p>Ms Jean Beater gave the presentation on</p> <ul style="list-style-type: none"> • Background to the project (Zeus – Mercury – Perseus) • The findings of the study as recorded in the report. • Public consultation process followed • Pictures taken at different points in the study area
3	<p>Discussions</p> <p>Issues raised during the discussion with responses are captured in the table below:</p>

ISSUES RAISED DURING DISCUSSION

NO	ISSUE	COMMENTATOR	RESPONSE
1	<p>Written comments handed to the consultants at the start of the meeting were explained for the benefit of all attendees. These included:</p> <ul style="list-style-type: none"> • Heights of the different options, showing the central route is the highest, • Dangerous animals on the farm are a threat to contractors and servitude maintenance personnel • All except one landowner along eastern route have signed options • Lengths of the options over different sections of Mr Fourie's farms • Bird impacts in the report are incorrect <p>Impact on land value and business, especially considering international visitors.</p>	John Fourie [JF]	<ul style="list-style-type: none"> • Clarifications accepted. The copy of the points raised will be sent to all stakeholders with the minutes. • Each of the issues raised will be addressed in the final submission.
2	<ul style="list-style-type: none"> • Did the specialists receive clear terms of reference on what to investigate? This is not clearly indicated in the report. 	Willem Coetzee [WC]	<ul style="list-style-type: none"> • The terms of reference for the specialists were discussed and agreed at the meeting held on 08 August 2007.
3	<ul style="list-style-type: none"> • Why were photos taken from the second floor and not on the ground? 	[JF]	A decision was taken on site that the photographer will have a better view of the area from an elevated position.
4	<p>What is the timeframe for the project? When do you intend to start with construction?</p>		Currently the project is 96% negotiated with landowners. Eskom would like to start with construction in February 2008 but all will be determined by the Minister's response and the final negotiations.
5	<p>As a landowner with so many farms and projects that are going to be affected I accept the eastern alignment. I wish to ask that it must be recorded that I will strongly oppose any other alignment. I have already signed and gave Eskom permission to go through six of my</p>	[JF]	Eskom has the experience of constructing power lines through game farms. There are several methods that can be followed to make sure that the construction crew is not harmed.

NO	ISSUE	COMMENTATOR	RESPONSE
	farms. Construction crew will be exposed to dangerous environment with animals like rhinos and buffalos.		
6	<p>Now that the central line which runs parallel to the existing line is recommended by the specialists, what has happened to the alternative line (blue line) that was suggested by some landowners?</p> <p>Why are the new power lines higher than the existing power lines as shown on the panoramic pictures?</p>	Nakkie Pienaar [NaK]	<p>All alignments including alignment alternatives were assessed by the specialists and the alignment alternatives made very little difference to the assessments of the specialists. It is therefore suggested that the central alignment be followed since most landowners in the area have developed their properties around the presence of the existing 400kV line.</p> <p>The 400kV and the 765kV power lines differ in height because of technical specifications for the different voltages.</p>
7	Commented that it will be advisable for Eskom to follow the central line because taking many deviations will mean using many strain towers (massive pylons) that will have more visual impacts.	Elmyrt John [EJ]	Comment noted.
8	We gave you rights on constructing the new line parallel to the existing power line. Agricultural activities in the area traversed by the proposed western alignments are done with the help of GPS. Spreading the power lines through a wider area will limit our operation.	Eddie Grobler [EG]	All specialists do not recommend any of the two western alignments. The alignment (Western) that is in the ROD was chosen by DEAT.
9	Our understanding is that most people accepted the eastern route and some have signed for options. We do not understand why the minister failed to accept the eastern route except that he was influenced by the concerns of the dome committee. If the minister insists on one of the western routes, my client (Mr. Fourie) will take the matter to court.	Willem Coetzee [WC]	The comment is noted.
10	In considering the impacts of	[JF]	There is no conclusive study on the

NO	ISSUE	COMMENTATOR	RESPONSE
	transmission power lines on animals we ask that the study consider the impact on all animals rather than on focusing on birds only. We are not clear to what extent the electromagnetic field (EMF) of the line will impact on the fertility of animals like buffalos and rhinos.		impact of the EMF on the fertility of the animals that passes under the power line during grazing. However, the risk of health impacts on free range animals is seen to be very low.
11	The eastern line runs close to the dome but the dome has not been gazetted as a heritage site and I do not understand how the dome committee has any right to say where the line should go.	Mrs. Greyling	The Vredefort Dome site has been declared a world heritage site but it has not been gazetted.
12	When the power line passes near people's houses you have social and visual impacts, which one weighs more?	Jos Bosman	Different specialists involved in the project work independently of each other. The findings made by these specialists are then integrated and weighting given for each. There is no scientific measure of one being more significant than the other. Instead what the EIA attempts to do is achieve a balance between the impacts such that a minimum impact is achieved.
	How old is the existing power line? Most people in the area are already familiar with the line and we do not even see it. Putting the line somewhere in the shown study area will have the same effect; people will get use to it.	CF Lourens [CFL]	The comment is noted. It was mentioned that the existing line is possibly about 35 years old.
13	The maps used show the western alignment 2 at different positions, which one is the correct map	Johan Kruger [JG]	One of the maps (the one showing stakeholder consultation) is an old map used at the beginning of the study and has since been modified. It is used here for illustration.
14	We use helicopters to catch animals in the camps. The presence of power lines makes it difficult to use this method in game farming.	[JF]	Eskom will mark the power lines in all farms where helicopters are used for game farming.
15	The specialists recommended the eastern alignment and the authority approved the western alignment. The extended study is as a result of the	[WC]	Stakeholders that are unhappy with the decision will have to take the matter to court. There will be no appeal process. The findings of the

NO	ISSUE	COMMENTATOR	RESPONSE
	<p>decision that was made by the authority. We ask that it be recorded that should the minister still recommend one of the western alignments or the central line we will appeal or take the matter to court.</p>		<p>extended study do not support the western alignments. The predicted impacts between the central and eastern alignments are very close, however, it is proposed that the central line be followed because most landowners have developed their properties and activities taking into consideration the existing line and the greater part of the proposed Mercury-Zeus power line follows existing infrastructure.</p> <p>The EIA consultant cannot consider risk of legal action, but needs to assess the environment impacts on their merits. Any legal dispute of this, or of the process followed, will need to be followed through the courts.</p>
16	<p>It is not correct to say all people in the area accept the eastern alignment. As a landowner that is going to be directly affected by this alignment I ask that it be recorded that I will take the matter to court if this alignment is authorized.</p>	Nikkie Pienaar [NiP]	Comment noted.
17	<p>Which is the better route that Eskom would like to build?</p>	[JF]	<p>The central route will be preferred because it has less bends.</p>
18	<p>We have had two incidences of animals being killed by Eskom lines. Eskom refused to compensate us for the loss but the documents we sign for servitude option state that Eskom accept responsibility caused by the lines or contractors on our properties.</p>	Grobie Grobler [GG]	<p>Landowners that have complaints are requested to submit such complaints in writing and Eskom representative in the study team will take them to the relevant department</p>
19	<p>The alignment that deviates from the central line to the eastern alignment can be shifted to suit both Mr. Pienaar and Mr. Fourie.</p>	Unknown	<p>This will need to be done in consultation with the specialists and the affected landowners. The comment is appreciated.</p>
20	<p>Concerned that the decision that will be taken by the minister will result in other landowners being unhappy and another study being required or the project being delayed by court cases.</p>	Jos Bosman	Comment noted

NO	ISSUE	COMMENTATOR	RESPONSE
Additional Items (Received during the comment Period on the Minutes)			
21	Written: (Nak/KvdM) Placement & spacing of pylons to be adjusted to have minimal effect and to be co-ordinated with landowners.	[EJ]	Comment noted.
22	Written: KvdM (Eskom) All existing agreements for servitudes are cancelled and will be re-negotiated once alignment is fixed.	[EJ]	Comment noted. It will be advisable for Eskom to confirm this comment from EJ
23	Follow-up Comment (telephonically received 05/12/07): The reason why I will take the matter to court and oppose any other alignment if the central line is not approved is because the extended study recommends this alignment and the majority of the people in the area accepted the central alignment.	[NiP]	Comment noted

Closing Comments:

It was agreed at the meeting that the minutes of the meeting be circulated for review and confirmation by all who attended. The minutes will then be included in the report that will be submitted to the minister to use in considering the appeals. Stakeholders will be advised about the decision of the minister.

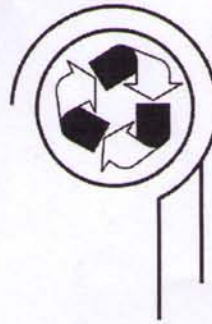
**PROPOSED ESKOM ZEUS - MERCURY
PROJECT**

PUBLIC MEETING

23 NOVEMBER 2007




POTCHEFSTROOM

ATTENDANCE REGISTER



Margen
INDUSTRIAL SERVICES








Name	Farm Name & Number	Contacts (Postal & e-mail Address)	Tel/ Cel & Fax	Signature
Wharrows	Pawlovas nos IA 489	Posbus 60 Potchefstroom 2520	076 303 8585	
0770 Joffe	Ummun	Posbus 5067 Potchefstroom	0836306446	
J. Bezuidenhout	Kooipoot 19	Posbus 237 Potch.	0783272929	
M. Jansen v. Renobys	Prinsloo's moat ged. 5 v.	Posbus 323 Potchefstroom jacivr@iafrica.com	082 777 2711 Fax: 018 2914 535	
C. d. Bekker	Wilge Boerdery	Posbus 6302 Baillie Park 2526	018-291-1636 083-665-2053	









082 556 2011


Box 147
Potch 2520
Zeus Mercury Project
Public Meeting

J.A. Foucaie COPPRA FARM

Name	Farm Name & Number	Contacts (Postal & e-mail Address)	Tel/ Cel & Fax	Signature
KDOTI	GROBIA	PO BOX 1160 POTCH 7520	083 6572208 018 2911435	
Churchyard	Bevera	PO BOX 2591 POTCH 2500 ceelc@stnuthofhahy.co.za	082 553 4200 018 29 33634	
M.C. ELASUS	ROOIPONTJE	BUS 19575 NOORDRUS POTCH	082 566 3379	
Sra Menne	Wilgeboom	PO BOX 856 POTCHEFSTROOM 2520 schalkvdmd@spcom.com	082 444 1662	
J.J. De Kous	Witgelicom 119	Box 5058 KOCKSPARK 7523	082 775 7227	






gbyndat. Wilgeboom 1147115. 082 8081162. JB.






Name	Farm Name & Number	Contacts (Postal & e-mail Address)	Tel/ Cel & Fax	Signature
C.F. Louwrens	Rooipoortje	P O BOX 147	0824 146640 082901811	
D.G. Grobben	Nantebeefontein	Potchefstroom	073 6243290 Fax 086 6646646	
MAPULE TLAN	Muitlages 139 Wilgeboom	-	073-146 3767 018-299-8238	
ELIZABE GREYLING	Rooipoortje	-	073-146 3767 018-299-8238	
M. Eksteen	Plot 134 Wilgeboom	Posbus 666 Potchefstroom 2520 Mabeth@atlantic.net	0833102791	
B-HANGFRAN	TAU.	POSBUS 152 POTCH & FST ROOM BAIRIÑA @ ATLANTIC.NAV	0825750964	





T.O. DUNOGHUE NCC.
 trevor@natureconservation.co.za. 0844654058.


Zeus Mercury Project
 Public Meeting
 Potchefstroom Country Club & Golf Course

AT4

Name	Farm Name & Number	Contacts (Postal & e-mail Address)	Tel/ Cel & Fax	Signature
J.P. Bosman Trust	Repositiesje 453 Gedeele	D.J. Bosman Posbus 1689 Potchefstroom	0828564190	
W. Coetzee	Weg Pappe-Substrat J.H. Gouwe Baarlebord	W. Coetzee PO Box 1120 willm@willmcoetzee.co.za	082 785858 018 2978874	
JCS mare'	Wilgeboom 133	JCS mare' PO Box 20558, Noordbrug mare@vericredonline.com	082 414 6016 018 297 1125	
C.A. Vosloo	ESKOM	P.O. Box 1091 JHB 2002.	800-5411(011)	
G.P. Grobler	G.P. Grobler	Box 6072 Buck's Park Potchefstroom	0836512145	

Name	Farm Name & Number	Contacts (Postal & e-mail Address)	Tel/ Cel & Fax	Signature
A. B. HILL	Wilgeboom 177	Posbus 5371 Kockspoth 2523	018 2911464 072 5307271	
MAKKIE N. PIENAR	ROOIPORT 453 GED 9.	Posbus 426, POTCH 2520	018 2911686 082 801 5444	
L. LINDE	KRUITFONTEIN	Posbus 355 POTCHEFSTROOM 2520	0827492608	
MIRRIKIE N. PIENAR	KRUITFONTEIN	Posbus 404 POTCHEFSTROOM	08 2 377 9184	
L.F. Strauss	Legal Representative of Mr J Fourie Farm Kockspoth	Willem Coetzee inc Posbus 1120 Potchefstroom willema@willencoetzee.co.za	0825692258 018 297 8564	

Name	Farm Name & Number	Contacts (Postal & e-mail Address)	Tel/ Cel & Fax	Signature
J. Bosman	Roepoorlijke 453 Greekele 45	Postbus 4125 Potch 2820	0823361770	
E. J. de Wet fun	Shamrock 489 Witgebaan	Postbus 29 Potchefstroom 2520 weser@iafrica.com	0836270565	
A. LAMPRECHT	WILGEBOOM 26	ot.lamprecht@nwu.ac.za Postbus 665, Potch	083 280 6242	
Im J. de Wet fun	HAASKRDAAL Mun	Bus 70215 Niederpark overen	018 2911141 072 042 1848 fun	
J. Mashay	Estee	P.O. Box 1091 JHB 2002	011 800 4023	