

PROJECT LIMA (STEELPOORT) PUMPED STORAGE SCHEME

SUPPLEMENTARY FEASIBILITY STUDY GEOTECHNICAL INVESTIGATIONS



PROJECT LIMA (STEELPOORT) PUMPED STORAGE SCHEME

SUPPLEMENTARY FEASIBILITY STUDY GEOTECHNICAL INVESTIGATIONS


Borehole TR1

Page 2 of 7

Box 4 of 21
36.54m to 43.82m


Box 5 of 21
43.82m to 49.70m

Box 6 of 21
49.70m to 56.65m



PROJECT LIMA (STEELPOORT) PUMPED STORAGE SCHEME

SUPPLEMENTARY FEASIBILITY STUDY GEOTECHNICAL INVESTIGATIONS



BOREHOLE: TR1 INCLINED LENGTH: 149.04m DIP / DIRECTION: 60° / 287° Size: TNW

Box 7 of 21
56.65m to 63.49m

Box 8 of 21
63.49m to 70.55m

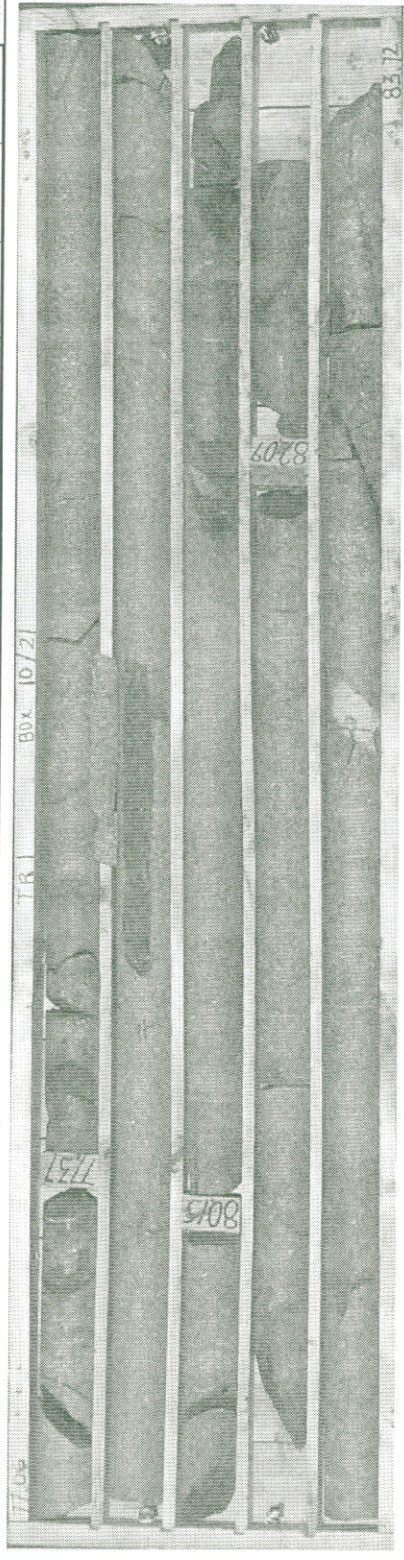
Box 9 of 21
70.55m to 77.06m

Borehole TR1

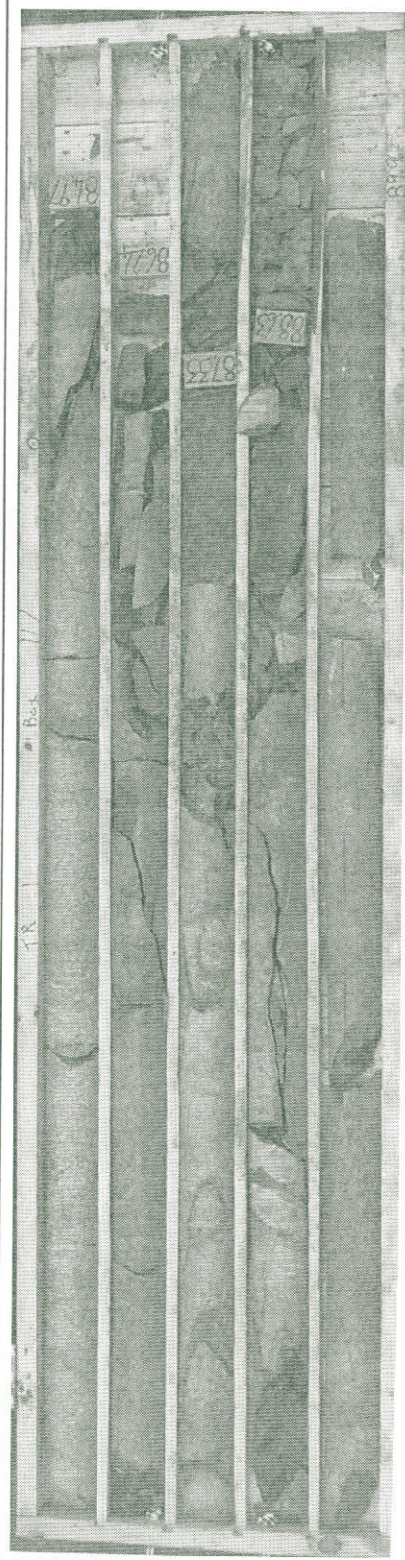
PROJECT LIMA (STEELPOORT) PUMPED STORAGE SCHEME

SUPPLEMENTARY FEASIBILITY STUDY GEOTECHNICAL INVESTIGATIONS


BOREHOLE: TR1 INCLINED LENGTH: 149.04m DIP / DIRECTION: 60° / 287° Size: TNW



Box 10 of 21
77.06m to 83.72m



Box 11 of 21
83.72m to 89.9m




Box 12 of 21
89.96m to 96.38m

Borehole TR1

PROJECT LIMA (STEELPOORT) PUMPED STORAGE SCHEME

SUPPLEMENTARY FEASIBILITY STUDY GEOTECHNICAL INVESTIGATIONS



Borehole TR1

PROJECT LIMA (STEELPOORT) PUMPED STORAGE SCHEME

SUPPLEMENTARY FEASIBILITY STUDY GEOTECHNICAL INVESTIGATIONS



Borehole TR1

PROJECT LIMA (STEELPOORT) PUMPED STORAGE SCHEME

SUPPLEMENTARY FEASIBILITY STUDY GEOTECHNICAL INVESTIGATIONS

Borehole TR1

Page 7 of 7



PROJECT LIMA (STEELPOORT) PUMPED STORAGE SCHEME

SUPPLEMENTARY FEASIBILITY STUDY GEOTECHNICAL INVESTIGATIONS

