




How to save energy
Senior Phase (Grade 9) (CAPS)
Learner activity sheets and resources
English Home Language



How to save energy



Dear Learner,

The demand for electricity is growing. Building new power stations to increase the supply of electricity is costly, time consuming and is only one of the possible solutions towards producing more electricity. Increased use of electricity means we use up our limited natural resources and means we pollute more.

An immediate solution is to change the way in which we use electricity – that is using electricity wisely without wasting.

Eskom kindly asks you, the learner, to please put into practice different ways of using electricity wisely. You are going to learn a lot in energy education. Some of the things you will learn are:

- the changes in technology (use energy-saving lights instead of the traditional old lights),
- how to use technology more wisely (using the switch to switch off remote controlled appliances instead of the remote),
- other energy-wise saving tips,
- and how using energy wisely helps to care for our environment – our earth.

Do not worry, the energy education will be part of your school work. Be alert and become an example of how to use energy wisely. Share all that you learn with your friends, family and community. Remember to be energy-wise wherever you are – at home, at school and in other places.

Thank you for taking care of our earth.

IT'S TIME TO GO SOLAR

Before it's too late for us all!

We have it all...

Solar geysers



Solar panels



Solar lights



Solar radios




We also stock a range of energy-efficient products.



20% Discount

Offer valid while stocks last



Please also use your mains electricity wisely...

Call now 0027 2323

Activity 1: Time to go solar

1. Who do you think the advert is intended for? Why do you say so?
2. Why do you think the advert starts with, “it’s time to go solar”?
3. What claim is the company making when stating: “We have it all”?
4. How does the design of the advert persuade the reader? [Hint: Look at the font and its size/headings/relevance of the pictures/choice of words/use of language/length and size].
5. What information is missing in the advertisement?
6. What does the fine print in the advert tell us? Why was the fine print used?
7. Give four examples that show one is persuaded to think that the company is interested in the environment.
8. Why is there a need to explore and use other forms of energy like solar energy?
9. Which words/phrases get the reader to think about the wise use of electricity?
10. “Please also use your mains electricity wisely.” Using full sentences, write down five tips to save electricity. An energy-saving fact sheet has been provided.

Not
using it?
Switch
it OFF


Top saving tips at home

There is a golden rule that applies to saving electricity in the home: *if you're not using it, switch it off.*


By partnering with Eskom and changing the way we use energy every day, you can make a difference to the electricity supply shortage in our country.



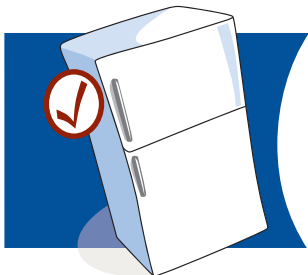
Geyser – it uses 39% of your monthly energy usage. Switch it off to reduce your energy demand. Don't forget to insulate the geyser and water pipes.




Shower – it uses less water than bathing and using less hot water means less work for the geyser. Use an energy-efficient shower head since it uses less water.



Lighting – replace all your incandescent bulbs with energy-saving Compact Fluorescent Lamps (CFLs) and switch off the lights in unoccupied rooms.



Standby electricity – don't leave your TV, DVD player, etc. on standby mode, they still use up to 50% of their operating power. Rather switch them off at the power switch and don't forget to unplug your cellphone charger after your phone has been charged or it will continue to draw power.



Refrigeration – close your fridge door quickly so it doesn't use extra power to get back to its optimal cooling level.

Temperature control – keep the room temperature set at 20°C - 23°C in Summer and 18°C in Winter. In Summer wear light, loose-fitting clothing like shorts and short-sleeved tops and drink plenty of cold fluids to keep your body hydrated. In Winter use an extra jacket, blankets and hot water bottles to keep warm without using a heater.

Activity 2: Carrying out an advertisement review

Read the advertisement below and then write a review of the advertisement.
Use the following to analyse and write the review.

- The product
- Target audience
- Font types and size
- Message
- Headings
- Relevance of the pictures/graphics
- Choice of words
- Use of language
- Length and size of the advert
- Colour and highlights

Follow the stages of the writing process:

1. Preparatory stage
2. Planning, mind-mapping and drafting
3. First edit and presentation for educator assessment