

KOMATI POWER STATION MONTHLY EMISSIONS REPORT

Atmospheric Emission License 17/4/AEL/MP313/12/12


1 RAW MATERIALS AND PRODUCTS

Raw Materials and Products	Raw Material Type	Units	Maximum Permitted Consumption Rate	Consumption Rate Jul-2020
	Coal	Tons	460 000	32 554
	Fuel Oil	Tons	5 000	167
Production Rates	Product / By-Product Name	Units	Maximum Production Capacity Permitted	Production Rate Jul-2020
	Energy	GWh	707	54
	Ash	Tons	160 000	13
	RE PM	kg/MWh	0.46	0.24

2 ENERGY SOURCE CHARACTERISTICS

Coal Characteristic	Units	Stipulated Range	Monthly Average Content
CV Content	MJ/kg	16-24	23.350
Sulphur Content	%	<= 1.2	0.657
Ash Content	%	<= 33	21.766

3 EMISSION LIMITS (mg/Nm³)

Associated Unit/Stack	PM	SOx	NOx
East	100	3500	1300
West	100	3500	1300

4 ABATEMENT TECHNOLOGY (%)

Associated Unit/Stack	Technology Type	Efficiency Jul-2020
Unit 1	Electro Static Precipitators (ESP)	Unit Off-line
Unit 2	Electro Static Precipitators (ESP)	Unit Off-line
Unit 3	Electro Static Precipitators (ESP)	Unit Off-line
Unit 4	Electro Static Precipitators (ESP)	Unit Off-line
Unit 5	Electro Static Precipitators (ESP)	Unit Off-line
Unit 6	Electro Static Precipitators (ESP)	Unit Off-line
Unit 7	Electro Static Precipitators (ESP)	Unit Off-line
Unit 8	Electro Static Precipitators (ESP)	Unit Off-line
Unit 9	Electro Static Precipitators (ESP)	99.9%

*Note: Abatement plant does not have bypass mode operation, hence plant 100% Utilised.

5 MONITOR RELIABILITY (%)

Associated Unit/Stack	PM	SO ₂	NO	CO ₂	O ₂	Temp
East						
West	56.5	60.9	60.9	60.6	60.6	64.7

6 EMISSION PERFORMANCE

Table 4: Monthly tonnages for the month of July-2020

Associated Unit/Stack	PM (tons)	SO ₂ (tons)	NO ₂ (tons)	CO ₂ (tons)
1	0.0	0.0	0.0	0
2	0.0	0.0	0.0	0
3	0.0	0.0	0.0	0
4	0.0	0.0	0.0	0
5	0.0	0.0	0.0	0
6	0.0	0.0	0.0	0
7	0.0	0.0	0.0	0
8	0.0	0.0	0.0	0
9	13.1	674.0	389.4	69 736
SUM	13.1	674.0	389.4	69 736

Table 6.2: Operating days in compliance to PM AEL Limit - July 2020

Associated Unit/Stack	Normal	Grace	Section 30	Contra-vention	Total Exceedance	Average PM (mg/Nm ³)
East	0	0	0	0	0	
West	23	1	0	0	1	44.8
SUM	23	1	0	0	1	

Table 6.3: Operating days in compliance to SO_x AEL Limit - July 2020

Associated Unit/Stack	Normal	Grace	Section 30	Contra-vention	Total Exceedance	Average SO _x (mg/Nm ³)
East	0	0	0	0	0	
West	24	0	0	0	0	1 887.9
SUM	24	0	0	0	0	

Table 6.4: Operating days in compliance to NO_x AEL Limit - July 2020

Associated Unit/Stack	Normal	Grace	Section 30	Contra-vention	Total Exceedance	Average NO _x (mg/Nm ³)
East	0	0	0	0	0	
West	24	0	0	0	0	1 072.3
SUM	24	0	0	0	0	

Table 6.5: Legend Description

Condition	Colour	Description
Normal		Emissions below Emission Limit Value (ELV)
Grace		Emissions above the ELV during grace period
Section 30		Emissions above ELV during a NEMA S30 incident
Contra-vention		Emissions above ELV but outside grace or S30 incident conditions

Figure 1: Komati East Stack PM Emissions - July 2020

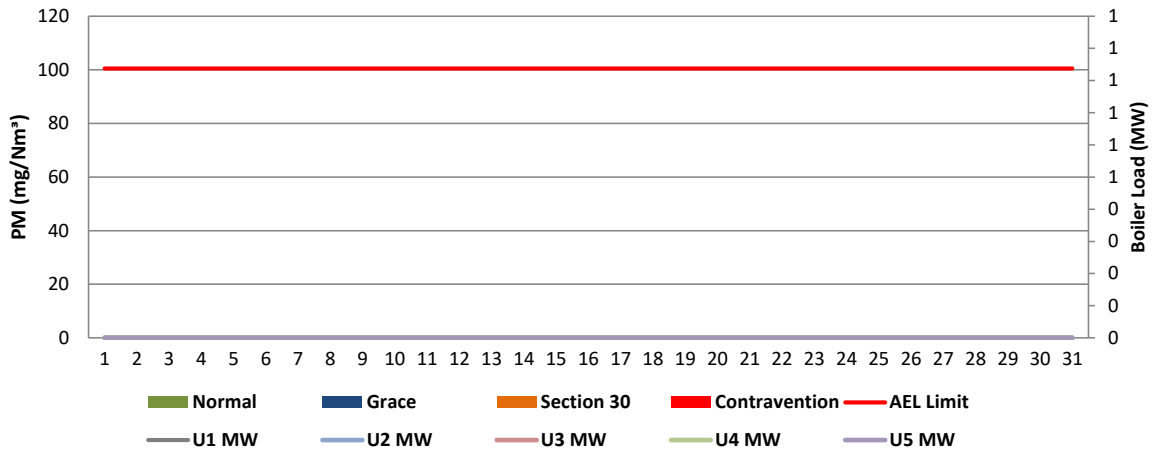


Figure 2: Komati West Stack PM Emissions - July 2020

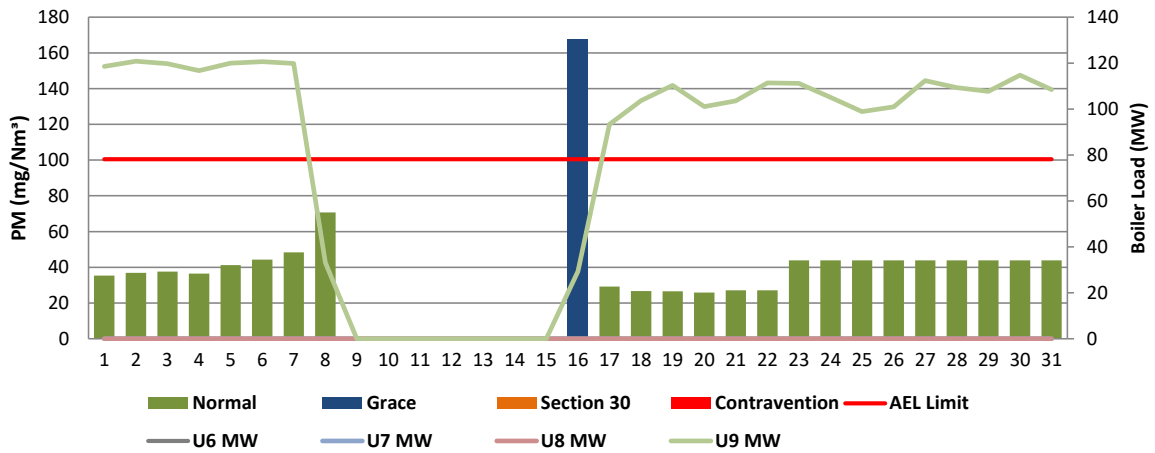


Figure 3: Komati East Stack SOx Emissions - July 2020

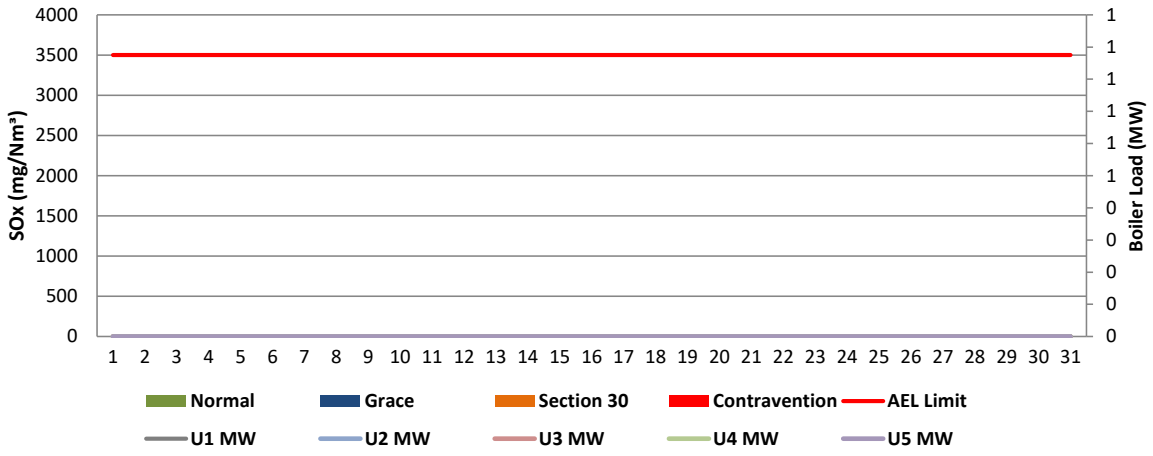


Figure 4: Komati West Stack SOx Emissions - July 2020

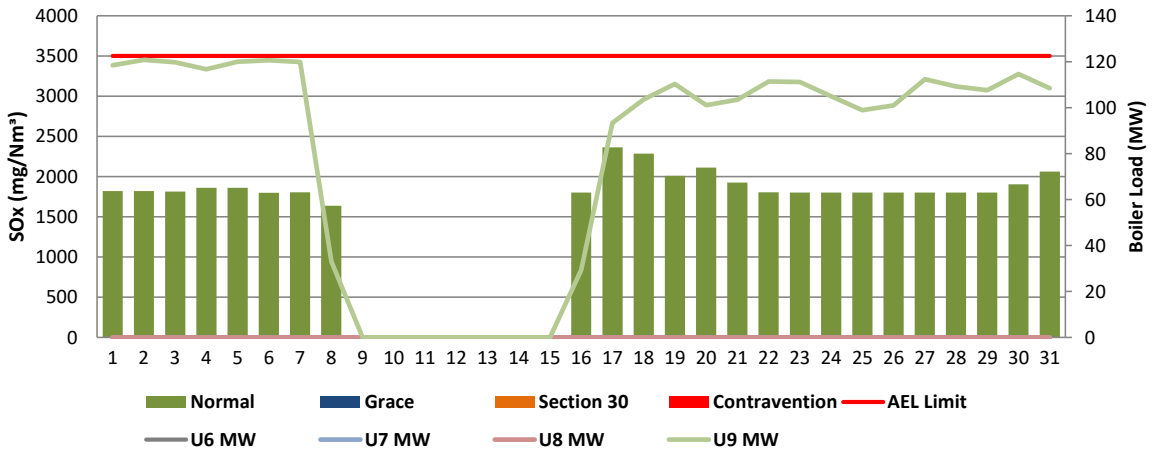


Figure 5: Komati East Stack NOx Emissions - July 2020

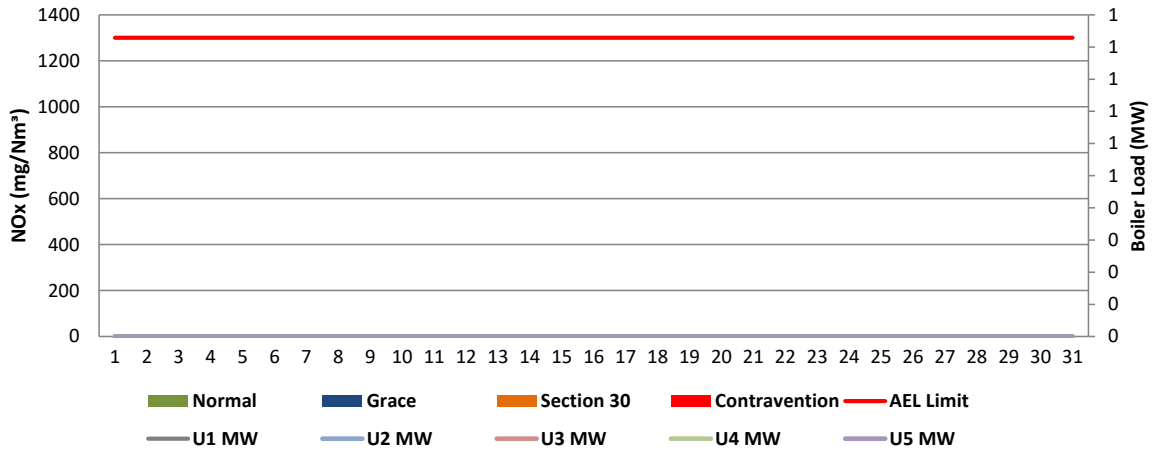
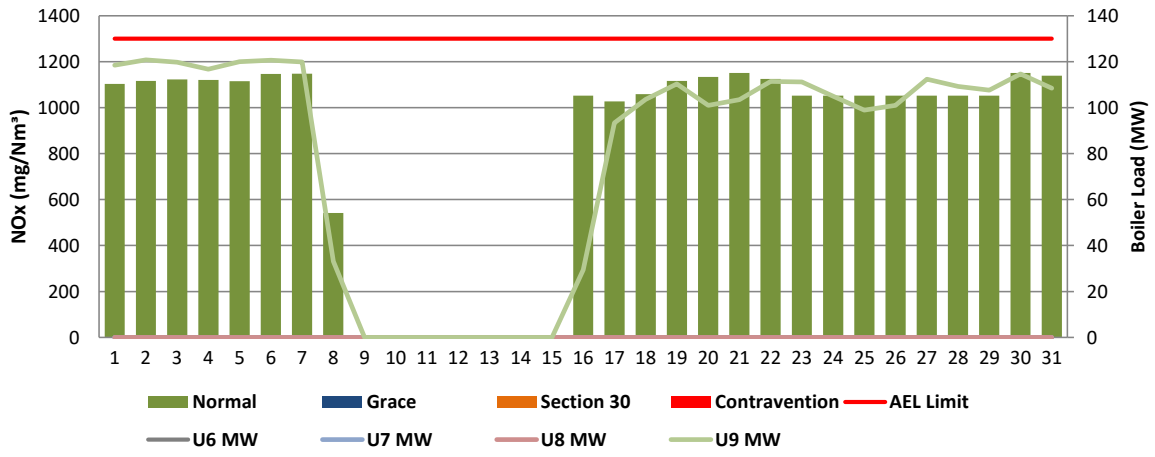


Figure 6: Komati West Stack NOx Emissions - July 2020



7 SHUT DOWN AND LIGHT UP INFORMATION

Table 6.1. PM Start-up information for the month of July-2020

East Stack	<i>Event 1</i>		<i>Event 2</i>		<i>Event 3</i>		<i>Event 4</i>	
Unit No.	<i>no event</i>		<i>no event</i>		<i>no event</i>		<i>no event</i>	
Breaker Open (BO)								
Draught Group (DG) Shut Down (SD)								
BO to DG SD (duration)		DD:HH:MM		DD:HH:MM		DD:HH:MM		DD:HH:MM
Fires in time								
Synch. to Grid (or BC)								
Fires in to BC (duration)		DD:HH:MM		DD:HH:MM		DD:HH:MM		DD:HH:MM
Emissions below limit from BC (end date)								
Emissions below limit from BC (duration)		DD:HH:MM		DD:HH:MM		DD:HH:MM		DD:HH:MM

East Stack ...continued	<i>Event 5</i>		<i>Event 6</i>		<i>Event 7</i>		<i>Event 8</i>	
Unit No.	<i>no event</i>		<i>no event</i>		<i>no event</i>		<i>no event</i>	
Breaker Open (BO)								
Draught Group (DG) Shut Down (SD)								
BO to DG SD (duration)		DD:HH:MM		DD:HH:MM		DD:HH:MM		DD:HH:MM
Fires in time								
Synch. to Grid (or BC)								
Fires in to BC (duration)		DD:HH:MM		DD:HH:MM		DD:HH:MM		DD:HH:MM
Emissions below limit from BC (end date)								
Emissions below limit from BC (duration)		DD:HH:MM		DD:HH:MM		DD:HH:MM		DD:HH:MM

West Stack	<i>Event 1</i>		<i>Event 2</i>		<i>Event 3</i>		<i>Event 4</i>	
Unit No.	<i>no event</i>		<i>no event</i>		<i>no event</i>		<i>no event</i>	
Breaker Open (BO)	<i>1:15 AM</i>	<i>2020/07/08</i>						
Draught Group (DG) Shut Down (SD)	<i>11:00 AM</i>	<i>2020/07/08</i>						
BO to DG SD (duration)	<i>00:09:45</i>	DD:HH:MM		DD:HH:MM		DD:HH:MM		DD:HH:MM
Fires in time								
Synch. to Grid (or BC)								
Fires in to BC (duration)		DD:HH:MM		DD:HH:MM		DD:HH:MM		DD:HH:MM
Emissions below limit from BC (end date)								
Emissions below limit from BC (duration)		DD:HH:MM		DD:HH:MM		DD:HH:MM		DD:HH:MM

West Stack ...continued	<i>Event 5</i>		<i>Event 6</i>		<i>Event 7</i>		<i>Event 8</i>	
Unit No.	<i>no event</i>		<i>no event</i>		<i>no event</i>		<i>no event</i>	
Breaker Open (BO)								
Draught Group (DG) Shut Down (SD)								
BO to DG SD (duration)		DD:HH:MM		DD:HH:MM		DD:HH:MM		DD:HH:MM
Fires in time								
Synch. to Grid (or BC)								
Fires in to BC (duration)		DD:HH:MM		DD:HH:MM		DD:HH:MM		DD:HH:MM
Emissions below limit from BC (end date)								
Emissions below limit from BC (duration)		DD:HH:MM		DD:HH:MM		DD:HH:MM		DD:HH:MM


7.2: Point Source emissions released during start-up (fires-in) and Shut-down (SD) for the month of July-2020 in mg/Nm³


[Include reference to once off test showing typical emissions rates during fires in and SD]


Remember to add attachments here; see ReportAddendum Tab

Reserved for Addendum XXXX

11 General


Boiler Plant Engineering 2020/08/25
Date

 25/08/2020
Environmental Practitioner Date


General Manager 2020/08/25
Date

Compiled by: Boiler Engineering Department

Adhir Debising ESP & SO3 Engineer

For: Department of Environmental Affairs and Tourism Air Pollution Control Officer

Copies: Eskom Environmental Management

D Herbst
B. Mccourt

Group Technology Engineering

R Rampiar
E. Patel

Komati Power Station:

Bongani Mashimbye Engineering Manager
Sello Mametja General Manager (Acting)
Goitseman Nkomo Boiler Engineering Manager
Mokgadi Mvambo Environmental Manager(Acting)
Falakhe Mdluli Performance and TestManager
Jurie Pieterse Production Manager
Ntsoaki Fakudze Maintenance Manager (Acting)