

Mr. Vusi Mahlangu
 Air Quality Officer
 DEDET
 Private bag X11215
 NELSPRUIT
 1200

Date:
 15 December 2020

Enquiries:
 Mariam Joseph
 Tel +27 13 297 9828
 Fax + 27 86 661 7663

Dear Mr. Mahlangu

ARNOT POWER STATION'S MONTHLY EMISSIONS REPORT FOR THE MONTH OF NOVEMBER 2020

This serves as the monthly report required in terms of Section 6 in Arnot Power Station's Atmospheric Emission License. The emissions are for the month of November 2020, Verified emissions of particulates; SO₂ and NO_x (as NO₂) are also included.

Raw Materials and Products

Table1: Quantity of Raw Materials and Products used/produced for the Month of November 2020

Raw Materials and Products used	Raw Material Type	Unit	Maximum Permitted Consumption/ Rate (Quantity)	Consumption/ Rate in Month of November
	Coal	Tons/month	1 050 330	430 646.49
	Fuel Oil	Tons/month	10 000	2064.61
Production Rates	Product/ By-Product Name	Unit	Maximum Production Capacity Permitted (Quantity)	Production Rate in Month of November 2020
	Energy	GWh	1 785 600	821810
	Ash	Tons/month	421 000	100 900

**ARNOT POWER STATION'S MONTHLY EMISSIONS REPORT FOR THE MONTH OF
NOVEMBER 2020**

Table 5 Monitor Availability

Unit	PM (%)	SO ₂ (%)	NO ₂ (%)
North Stack	100.0	99.6	99.4
South Stack	99.9	97.2	97.4

Table 6. Each unit and respective days operating under normal operation, days in grace period, and section 30 days respectively

Unit	Days operating under normal operation	Days operating in grace period	Days operating under S 30
1	30	0	0
2	30	0	0
3	30	0	0
4	30	0	0
5	30	0	0
6	30	0	0

Light up information

Continuous reporting is being done even during start-ups, emissions were not affected.

Complaints Register

Table 7. Complaints for the month of November 2020

Source Code/ Name	Root Cause Analysis	Calculation of Impacts/ emissions associated with the incident	Dispersion modeling of pollutants where applicable	Measures implemented to prevent recurrence	Date by which measure will be implemented
None					

General

The rest of the information demonstrating compliance with the emission license conditions is supplied in the annual emission reports sent to your office

Hoping the above will meet your satisfaction

ARNOT POWER STATION'S MONTHLY EMISSIONS REPORT FOR THE MONTH OF NOVEMBER 2020

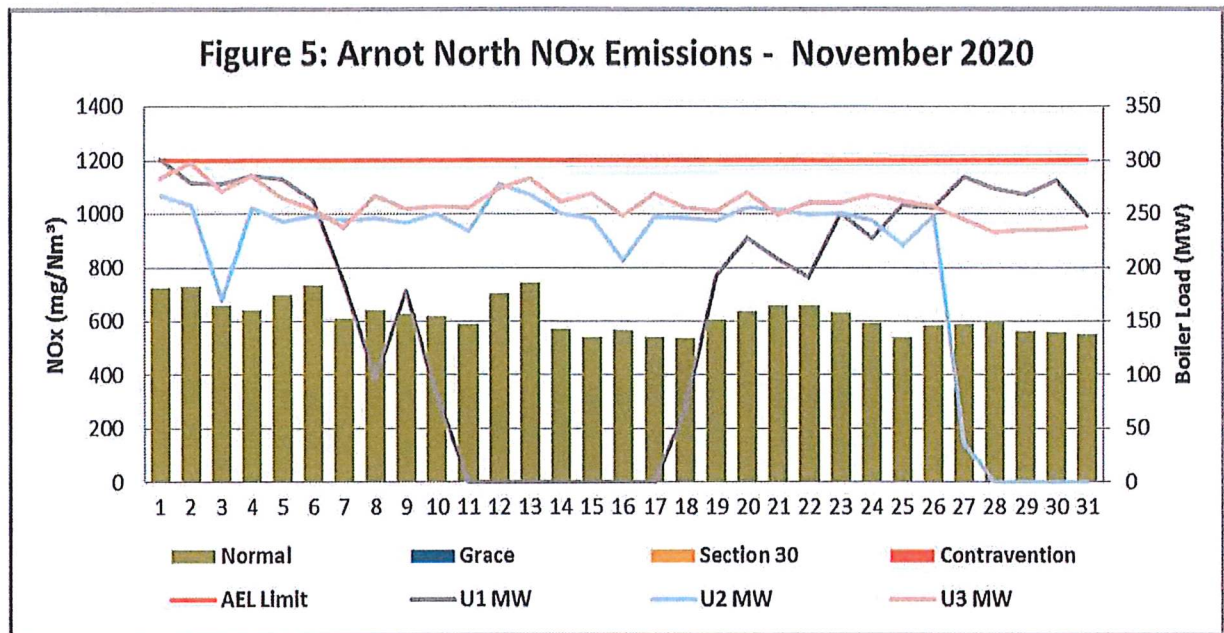


Figure 5: NO₂ emissions (daily averages) for the month of November -2020 against emission limit for the North Stack

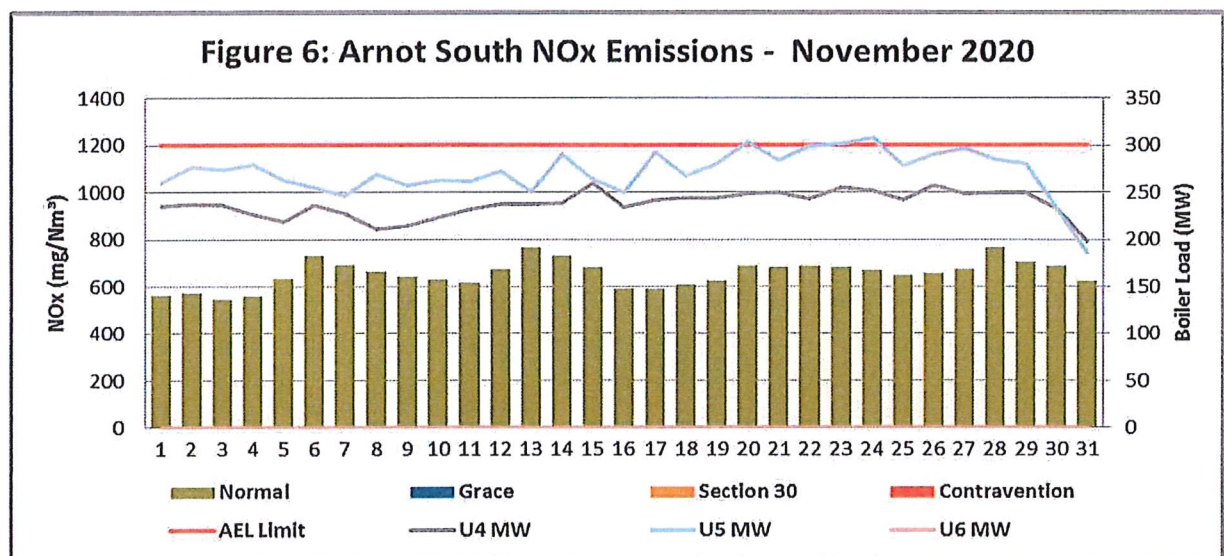


Figure 6: NO₂ emissions (daily averages) for the month of November -2020 against emission limit for the South Stack

Table 4: Monthly tonnages for the month of November 2020

Unit	PM (tons)	SO ₂ (tons)	NO ₂ (tons)
Total Tons (North & South Stack)	169.5	4985.4	2732.2

ARNOT POWER STATION'S MONTHLY EMISSIONS REPORT FOR THE MONTH OF NOVEMBER 2020

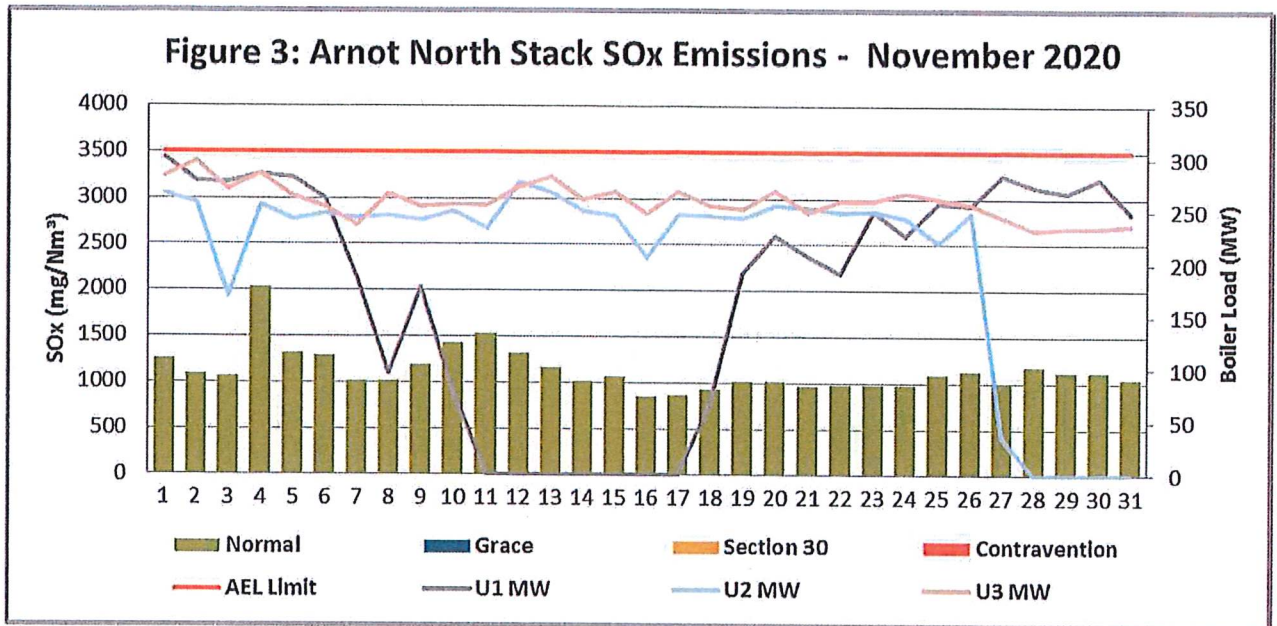


Figure 3: SO₂ emissions (daily averages) for the month of November 2020 against emission limit for the North Stack

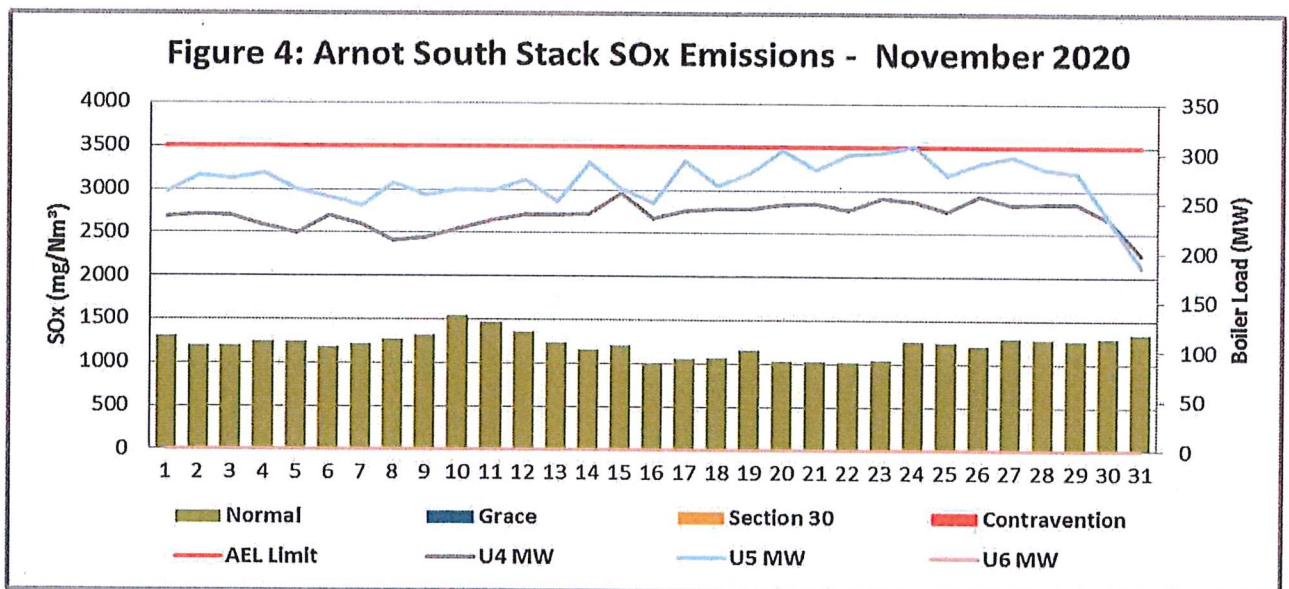


Figure 4: SO₂ emissions (daily averages) for the month of November -2020 against emission limit for the South Stack

ARNOT POWER STATION'S MONTHLY EMISSIONS REPORT FOR THE MONTH OF NOVEMBER 2020

Emissions Reporting

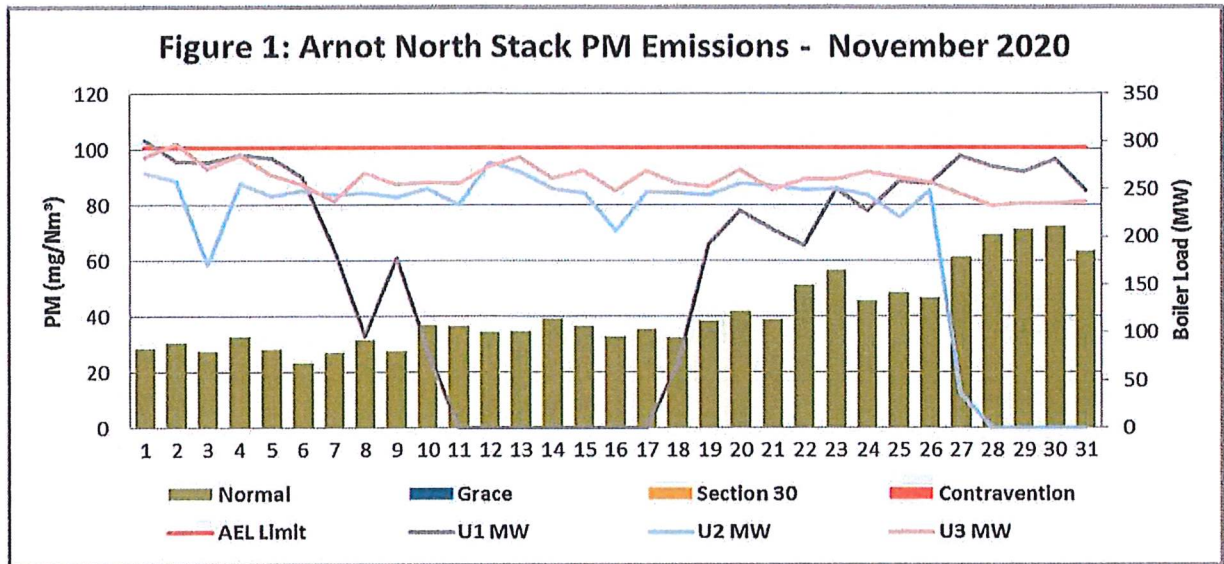


Figure 1: PM emissions (daily averages) for the month of November 2020 against emission limit for the North Stack

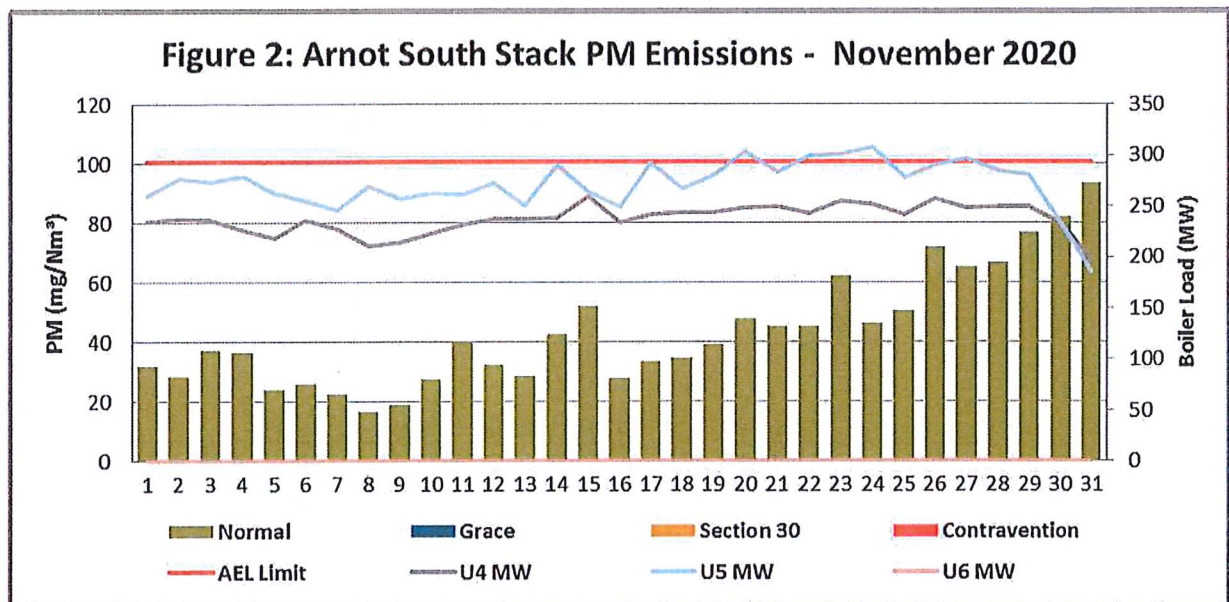


Figure 2: PM emissions (daily averages) for the month of November 2020 against emission limit for the South Stack

ARNOT POWER STATION'S MONTHLY EMISSIONS REPORT FOR THE MONTH OF
NOVEMBER 2020

Abatement Technology

Table 2 Abatement Equipment Control Technology for month of November 2020

Associated Unit/Stack	Technology Type	Actual Utilisation (%) for the month of November 2020
North Stack	Fabric Filter Bags	99.8%
South Stack	Fabric Filter Bags	99.8%

Energy Source Characteristics

Table 3: Energy Source Material Characteristics for the month of -November 2020

Characteristic	Stipulated Range (Unit)	Monthly Average Content
Sulphur Content	0.5 to < 1 (%)	0.660%
Ash Content	17 to < 40 (%)	23.43%

Table 4 Operating days in compliance to PM AEL Limit –November 2020

Associated Unit/Stack	Normal	Grace	Section 30	Contravention	Total Exceedance	Average PM (mg/Nm ³)
North	30	0	0	0	0	40.6
South	30	0	0	0	0	42.0
SUM	60	0	0	0	0	

Table 5 Operating days in compliance to NO_x AEL Limit – November 2020

Associated Unit/Stack	Normal	Grace	Section 30	Contravention	Total Exceedance	Average NO _x (mg/Nm ³)
North	30	0	0	0	0	634.6
South	30	0	0	0	0	654.2
SUM	60	0	0	0	0	

Table 6 Operating days in compliance to SO_x AEL Limit –November 2020

Associated Unit/Stack	Normal	Grace	Section 30	Contravention	Total Exceedance	Average SO _x (mg/Nm ³)
North	30	0	0	0	0	1134.8
South	30	0	0	0	0	1210.5
SUM	30	0	0	0	0	

ARNOT POWER STATION'S MONTHLY EMISSIONS REPORT FOR THE MONTH OF
NOVEMBER 2020

Compiled by



Lawrence Machebe

ENVIRONMENTAL OFFICER: ARNOT


Verified by



Nomathemba Mpulo

SENIOR TECHNOLOGIST: ARNOT

Supported by

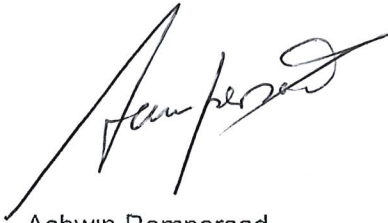


Rofhiwa Tshikovha

SENIOR ENVIRONMENTAL ADVISOR: ARNOT

ARNOT POWER STATION'S MONTHLY EMISSIONS REPORT FOR THE MONTH OF
NOVEMBER 2020

Yours sincerely

A handwritten signature in black ink, appearing to read 'Ashwin Rampersad', written in a cursive style.

Ashwin Rampersad

GENERAL MANAGER: ARNOT

24/11/2020