

KOMATI POWER STATION MONTHLY EMISSIONS REPORT

Atmospheric Emission License 17/4/AEL/MP313/12/12


1 RAW MATERIALS AND PRODUCTS

Raw Materials and Products	Raw Material Type	Units	Maximum Permitted Consumption Rate	Consumption Rate Jul-2020
	Coal	Tons	460 000	32 554
	Fuel Oil	Tons	5 000	167
Production Rates	Product / By-Product Name	Units	Maximum Production Capacity Permitted	Production Rate Jul-2020
	Energy	GWh	707	54
	Ash	Tons	160 000	10
	RE PM	kg/MWh	0.46	0.19

2 ENERGY SOURCE CHARACTERISTICS

Coal Characteristic	Units	Stipulated Range	Monthly Average Content
CV Content	MJ/kg	16-24	23.350
Sulphur Content	%	<= 1.2	0.657
Ash Content	%	<= 33	21.766

3 EMISSION LIMITS (mg/Nm³)

Associated Unit/Stack	PM	SO _x	NO _x
East	100	3500	1300
West	100	3500	1300

4 ABATEMENT TECHNOLOGY (%)

Associated Unit/Stack	Technology Type	Efficiency Jul-2020
Unit 1	Electro Static Precipitators (ESP)	Unit Off-line
Unit 2	Electro Static Precipitators (ESP)	Unit Off-line
Unit 3	Electro Static Precipitators (ESP)	Unit Off-line
Unit 4	Electro Static Precipitators (ESP)	Unit Off-line
Unit 5	Electro Static Precipitators (ESP)	Unit Off-line
Unit 6	Electro Static Precipitators (ESP)	Unit Off-line
Unit 7	Electro Static Precipitators (ESP)	Unit Off-line
Unit 8	Electro Static Precipitators (ESP)	Unit Off-line
Unit 9	Electro Static Precipitators (ESP)	99.9%

*Note: Abatement plant does not have bypass mode operation, hence plant 100% Utilised.

5 MONITOR RELIABILITY (%)

Associated Unit/Stack	PM	SO ₂	NO	CO ₂	O ₂	Temp
East						
West	96.3	95.0	95.0	94.8	94.8	96.3

6 EMISSION PERFORMANCE

Table 4: Monthly tonnages for the month of July-2020

Associated Unit/Stack	PM (tons)	SO ₂ (tons)	NO ₂ (tons)	CO ₂ (tons)
1	0.0	0.0	0.0	0
2	0.0	0.0	0.0	0
3	0.0	0.0	0.0	0
4	0.0	0.0	0.0	0
5	0.0	0.0	0.0	0
6	0.0	0.0	0.0	0
7	0.0	0.0	0.0	0
8	0.0	0.0	0.0	0
9	10.4	703.5	398.6	69 920
SUM	10.4	703.5	398.6	69 920

Table 6.2: Operating days in compliance to PM AEL Limit - July 2020

Associated Unit/Stack	Normal	Grace	Section 30	Contraven- tion	Total Exceedance	Average PM (mg/Nm ³)
East	0	0	0	0	0	
West	24	0	0	0	0	31.4
SUM	24	0	0	0	0	

Table 6.3: Operating days in compliance to SO_x AEL Limit - July 2020

Associated Unit/Stack	Normal	Grace	Section 30	Contraven- tion	Total Exceedance	Average SO _x (mg/Nm ³)
East	0	0	0	0	0	
West	24	0	0	0	0	1 972.2
SUM	24	0	0	0	0	

Table 6.4: Operating days in compliance to NO_x AEL Limit - July 2020

Associated Unit/Stack	Normal	Grace	Section 30	Contraven- tion	Total Exceedance	Average NO _x (mg/Nm ³)
East	0	0	0	0	0	
West	24	0	0	0	0	1 098.6
SUM	24	0	0	0	0	

Table 6.5: Legend Description

Condition	Colour	Description
Normal		Emissions below Emission Limit Value (ELV)
Grace		Emissions above the ELV during grace period
Section 30		Emissions above ELV during a NEMA S30 incident
Contravention		Emissions above ELV but outside grace or S30 incident conditions

Figure 1: Komati East Stack PM Emissions - July 2020

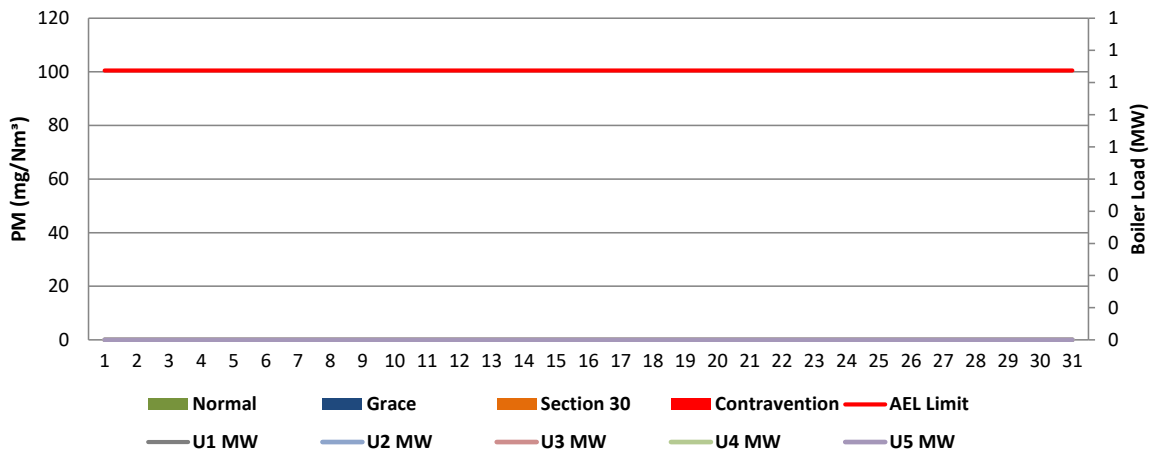


Figure 2: Komati West Stack PM Emissions - July 2020

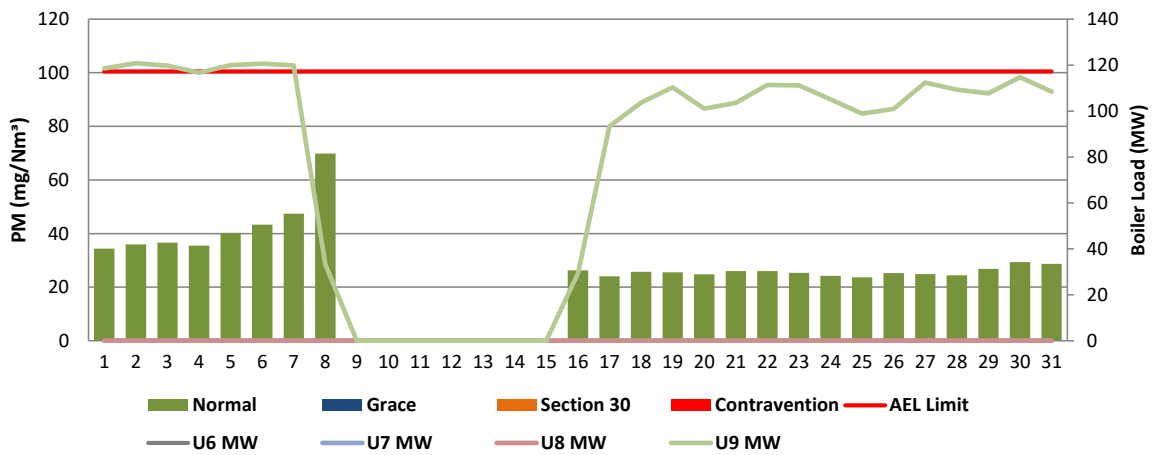


Figure 3: Komati East Stack SOx Emissions - July 2020

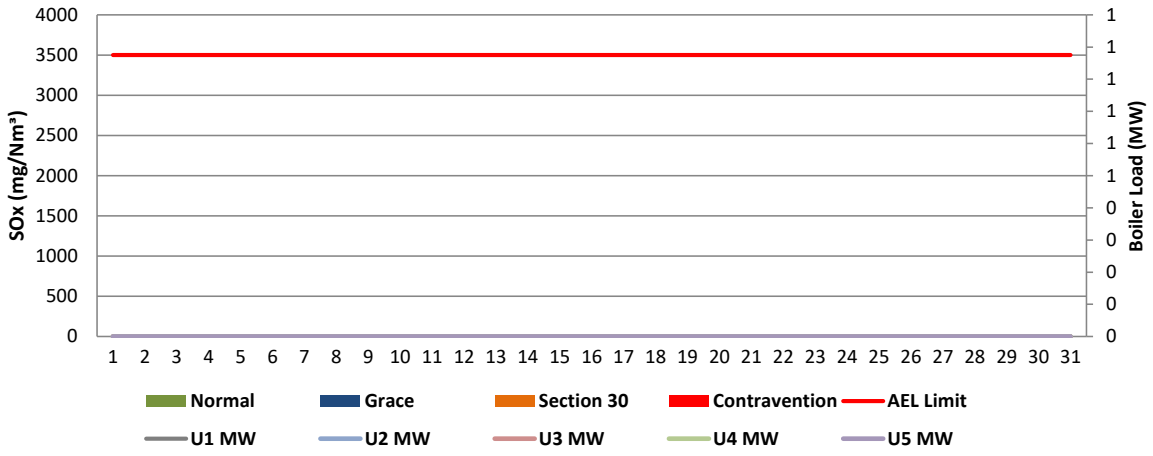


Figure 4: Komati West Stack SOx Emissions - July 2020

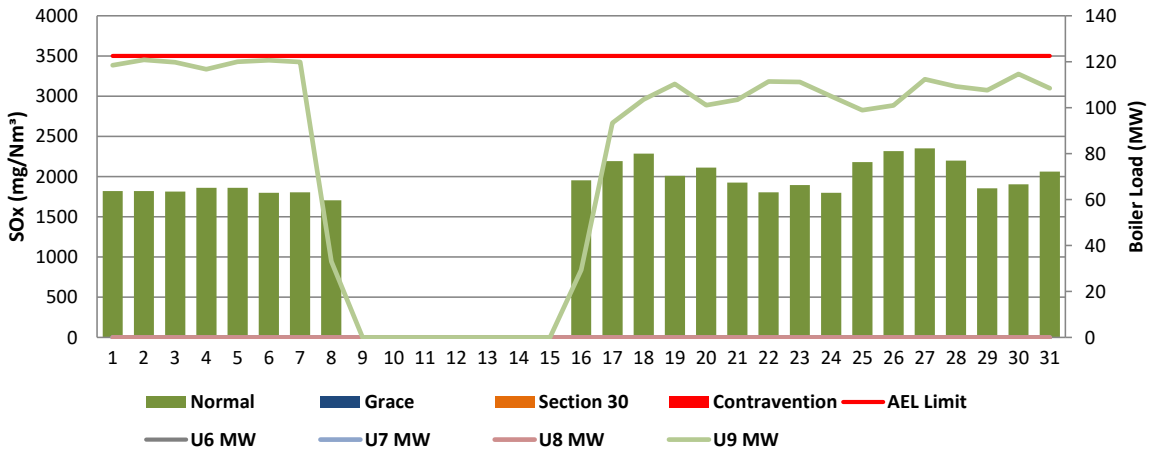


Figure 5: Komati East Stack NOx Emissions - July 2020

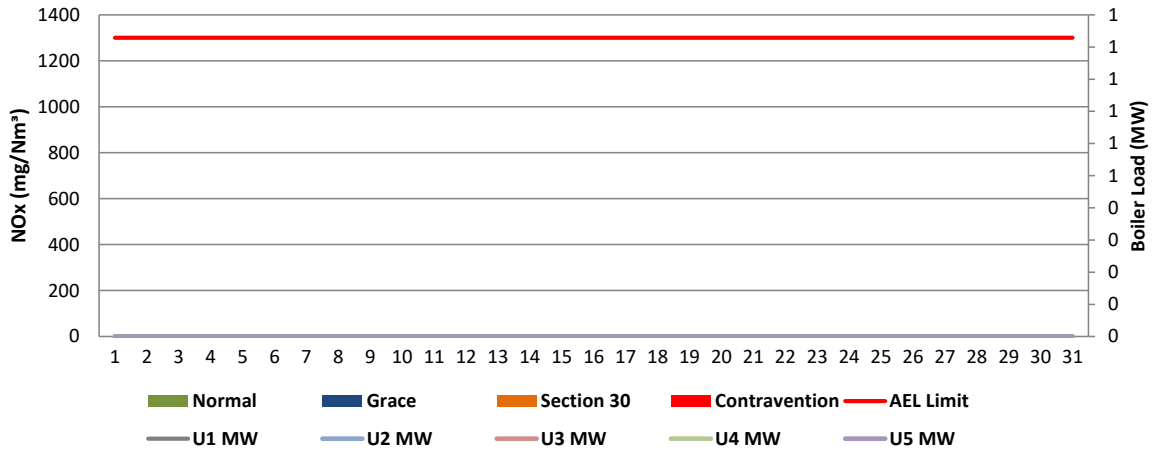
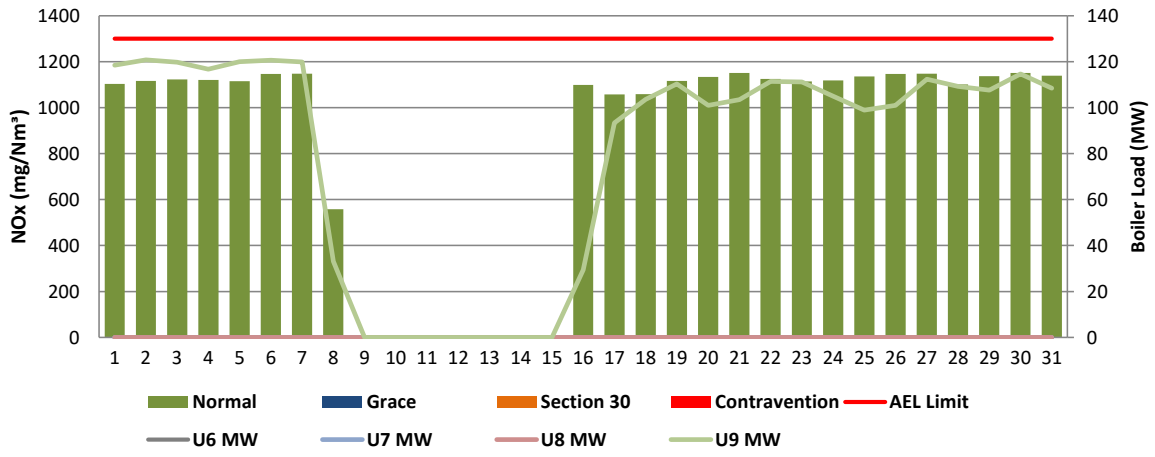


Figure 6: Komati West Stack NOx Emissions - July 2020



7 SHUT DOWN AND LIGHT UP INFORMATION

Table 6.1. PM Start-up information for the month of July-2020

East Stack	<i>Event 1</i>		<i>Event 2</i>		<i>Event 3</i>		<i>Event 4</i>	
Unit No.	<i>no event</i>		<i>no event</i>		<i>no event</i>		<i>no event</i>	
Breaker Open (BO)								
Draught Group (DG) Shut Down (SD)								
BO to DG SD (duration)		DD:HH:MM		DD:HH:MM		DD:HH:MM		DD:HH:MM
Fires in time								
Synch. to Grid (or BC)								
Fires in to BC (duration)		DD:HH:MM		DD:HH:MM		DD:HH:MM		DD:HH:MM
Emissions below limit from BC (end date)								
Emissions below limit from BC (duration)		DD:HH:MM		DD:HH:MM		DD:HH:MM		DD:HH:MM

East Stack ...continued	<i>Event 5</i>		<i>Event 6</i>		<i>Event 7</i>		<i>Event 8</i>	
Unit No.	<i>no event</i>		<i>no event</i>		<i>no event</i>		<i>no event</i>	
Breaker Open (BO)								
Draught Group (DG) Shut Down (SD)								
BO to DG SD (duration)		DD:HH:MM		DD:HH:MM		DD:HH:MM		DD:HH:MM
Fires in time								
Synch. to Grid (or BC)								
Fires in to BC (duration)		DD:HH:MM		DD:HH:MM		DD:HH:MM		DD:HH:MM
Emissions below limit from BC (end date)								
Emissions below limit from BC (duration)		DD:HH:MM		DD:HH:MM		DD:HH:MM		DD:HH:MM

West Stack	<i>Event 1</i>		<i>Event 2</i>		<i>Event 3</i>		<i>Event 4</i>	
Unit No.	<i>Unit 9</i>		<i>no event</i>		<i>no event</i>		<i>no event</i>	
Breaker Open (BO)	<i>1:15 AM</i>	<i>2020/07/08</i>						
Draught Group (DG) Shut Down (SD)	<i>11:00 AM</i>	<i>2020/07/08</i>						
BO to DG SD (duration)	<i>00:09:45</i>	DD:HH:MM		DD:HH:MM		DD:HH:MM		DD:HH:MM
Fires in time	<i>7:50 PM</i>	<i>2020/07/15</i>						
Synch. to Grid (or BC)	<i>9:30 AM</i>	<i>2020/07/16</i>						
Fires in to BC (duration)	<i>00:13:40</i>	DD:HH:MM		DD:HH:MM		DD:HH:MM		DD:HH:MM
Emissions below limit from BC (end date)	<i>12:00 AM</i>	<i>2020/07/17</i>						
Emissions below limit from BC (duration)	<i>00:14:30</i>	DD:HH:MM		DD:HH:MM		DD:HH:MM		DD:HH:MM

West Stack ...continued	<i>Event 5</i>		<i>Event 6</i>		<i>Event 7</i>		<i>Event 8</i>	
Unit No.	<i>no event</i>		<i>no event</i>		<i>no event</i>		<i>no event</i>	
Breaker Open (BO)								
Draught Group (DG) Shut Down (SD)								
BO to DG SD (duration)		DD:HH:MM		DD:HH:MM		DD:HH:MM		DD:HH:MM
Fires in time								
Synch. to Grid (or BC)								
Fires in to BC (duration)		DD:HH:MM		DD:HH:MM		DD:HH:MM		DD:HH:MM
Emissions below limit from BC (end date)								
Emissions below limit from BC (duration)		DD:HH:MM		DD:HH:MM		DD:HH:MM		DD:HH:MM


7.2: Point Source emissions released during start-up (fires-in) and Shut-down (SD) for the month of July-2020 in mg/Nm³


[Include reference to once off test showing typical emissions rates during fires in and SD]


Remember to add attachments here; see ReportAddendum Tab

Reserved for Addendum XXXX

11 General


Boiler Plant Engineering 2021/04/29
Date


Environmental Manager 2021/04/21
Date


General Manager 2021.04.29
Date

Compiled by: Boiler Engineering Department

Adhir Debising

ESP & SO3 Engineer

For: Department of Environmental Affairs and Tourism Air Pollution Control Officer

Copies: Eskom Environmental Management

D Herbst
B. Mccourt

Group Technology Engineering

R Rampiar
E. Patel

Komati Power Station:

Bongani Mashimbye Engineering Manager
Marcus Nemadodzi General Manager
Goitsewang Nkomo Boiler Engineering Manager
Mokgadi Mvambo Environmental Manager
Falakhe Mdluli Compliance Manager
Jurie Pieterse Production Manager