

Ms Mpho Nembilwi
Nkangala District Municipality
PO Box 437
Middleburg
1050

Date:
05 July 2021

Enquiries:
Lesiba Kgobe
Tel: +27 13 699 7817

Ref: Kusile Power Station AEL (17/4/AEL/MP312/11/12)

Dear Ms. Nembilwi

KUSILE POWER STATION'S MONTHLY EMISSIONS REPORT FOR JANUARY 2021

This serves as the monthly report required in terms of Section 7.6 in Kusile Power Station's Atmospheric Emission License: 17/4/AEL/MP311/12/01. The emissions are for the month of January 2021.

Hoping the above will meet your satisfaction.

Yours sincerely

Yours sincerely



Justice Bore
GENERAL MANAGER: KUSILE

KUSILE POWER STATION MONTHLY EMISSIONS REPORT FOR JANUARY 2021

Atmospheric Emission License 17/4/AEL/MP312/11/12



1 RAW MATERIALS AND PRODUCTS

Raw Materials and Products	Raw Material Type	Units	Maximum Permitted Consumption Rate	Consumption Rate Jan-2021
	Coal	Tons	1 818 083	324 941
	Fuel Oil	Tons	5 533	1968
	Limestone	Tons	72 917	34408.93

Production Rates	Product / By-Product Name	Units	Max. Production Capacity Permitted	Production Rate Jan-2021
	Energy	GWh	3321.216	448.85
	Ash	Tons	663 583	94 005.4
	Gypsum	Tons	129 250	19 269.0
	RE PM	kg/MWh	<i>not specified</i>	0.039
	RE SOx	kg/MWh	<i>not specified</i>	1.030

2 ENERGY SOURCE CHARACTERISTICS

Fuel Characteristic	Units	Stipulated Range	Monthly Average Content
Coal CV	MJ/kg	<i>not specified</i>	21.380
Coal Sulphur	%	1.3	0.770
Ash in Coal	%	38	28.930
Fuel Oil (FO) CV	MJ/kg	<i>not specified</i>	
Fuel Oil Sulphur	%	3	
Ash in FO	%	0.02	

3 EMISSION LIMITS (mg/Nm³)

Associated Unit/Stack	PM	SO _x	NO _x
North	50	500	750
South	50	500	750

4 ABATEMET TECHNOLOGY (%)

Associated Unit/Stack	Technology Type	Efficiency Jan-2021	Technology Type	Efficiency Jan-2021
Unit 1	FFP	100.000%	FGD	100.000%
Unit 2	FFP	99.974%	FGD	87.304%
Unit 3	FFP		FGD	
Unit 4	FFP		FGD	
Unit 5	FFP		FGD	
Unit 6	FFP		FGD	

Note: Both the FFP and FGD does not have bypass mode operation, hence plant 100% Utilised.

5 MONITOR RELIABILITY (%)

Associated Unit/Stack	PM	SO ₂	NO	CO ₂	O ₂
Unit 1	36.3	99.0	99.2	63.4	99.1
Unit 2	51.9	99.0	98.5	71.5	98.2
Unit 3					
Unit 4					
Unit 5					
Unit 6					

6 EMISSION PERFORMANCE

Table 6.1: Monthly tonnages for the month of January-2021

Associated Unit/Stack	PM	SO _x	NO _x	CO ₂
Unit 1	0.0	0	0	0
Unit 2	17.6	462	1 266	455 658
Unit 3	0.0	0	0	0
Unit 4	0.0	0	0	0
Unit 5	0.0	0	0	0
Unit 6	0.0	0	0	0
SUM	17.6	462	1 266	455 658

Table 6.2: Operating days in compliance to PM AEL Limit - January 2021

Associated Unit/Stack	Normal	Grace	Section 30	Contravention	Total Exceedance	Average PM (mg/Nm ³)
Unit 1	8	0	0	0	0	3.8
Unit 2	27	0	0	0	0	7.5
Unit 3	0	0	0	0	0	
Unit 4	0	0	0	0	0	
Unit 5	0	0	0	0	0	
Unit 6	0	0	0	0	0	
SUM	35	0	0	0	0	

Table 6.3: Operating days in compliance to SO_x AEL Limit - January 2021

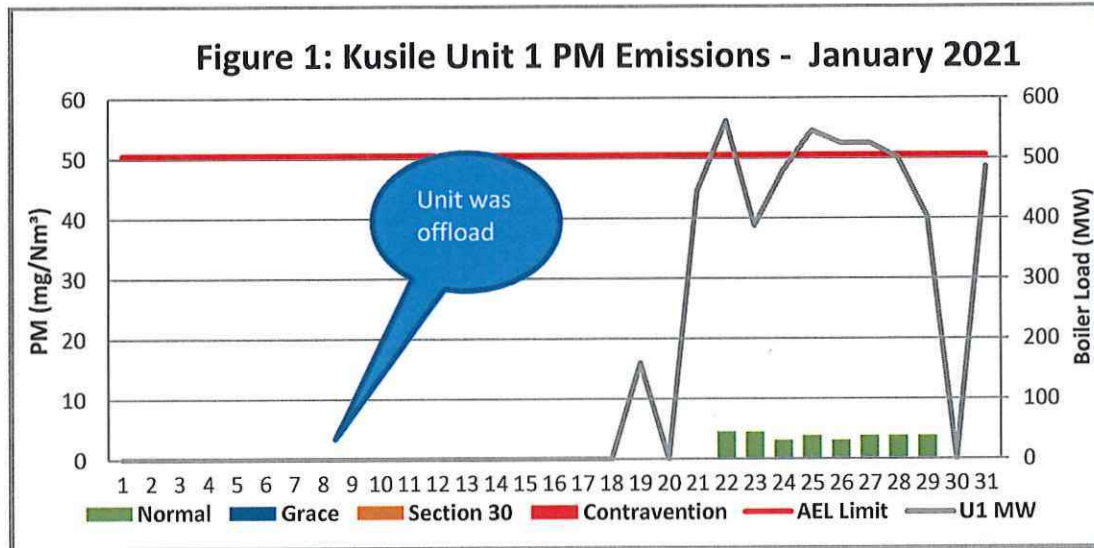
Associated Unit/Stack	Normal	Grace	Section 30	Contravention	Total Exceedance	Average SO _x (mg/Nm ³)
Unit 1	11	0	0	0	0	91.0
Unit 2	28	0	0	0	0	187.4
Unit 3	0	0	0	0	0	
Unit 4	0	0	0	0	0	
Unit 5	0	0	0	0	0	
Unit 6	0	0	0	0	0	
SUM	39	0	0	0	0	

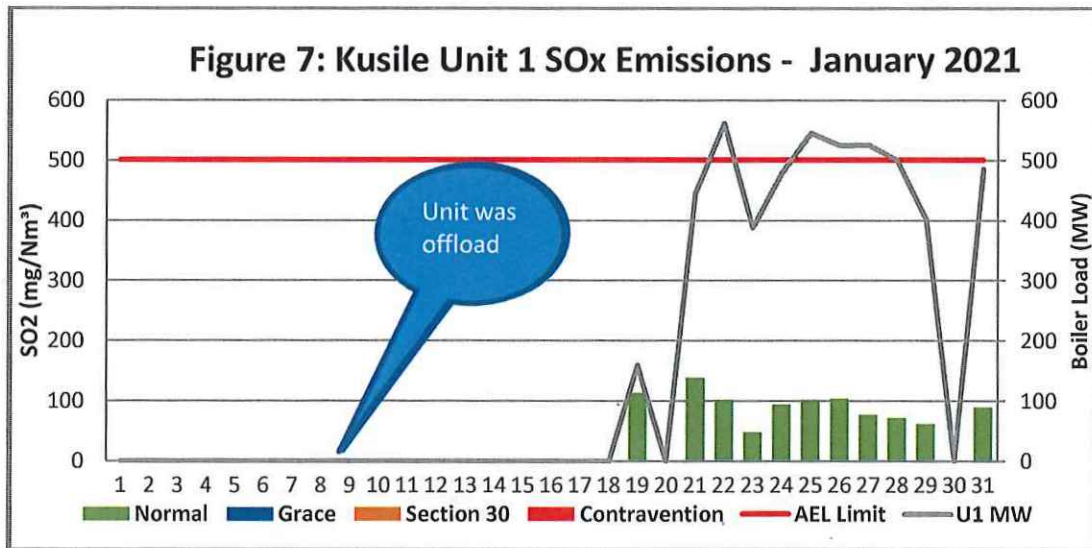
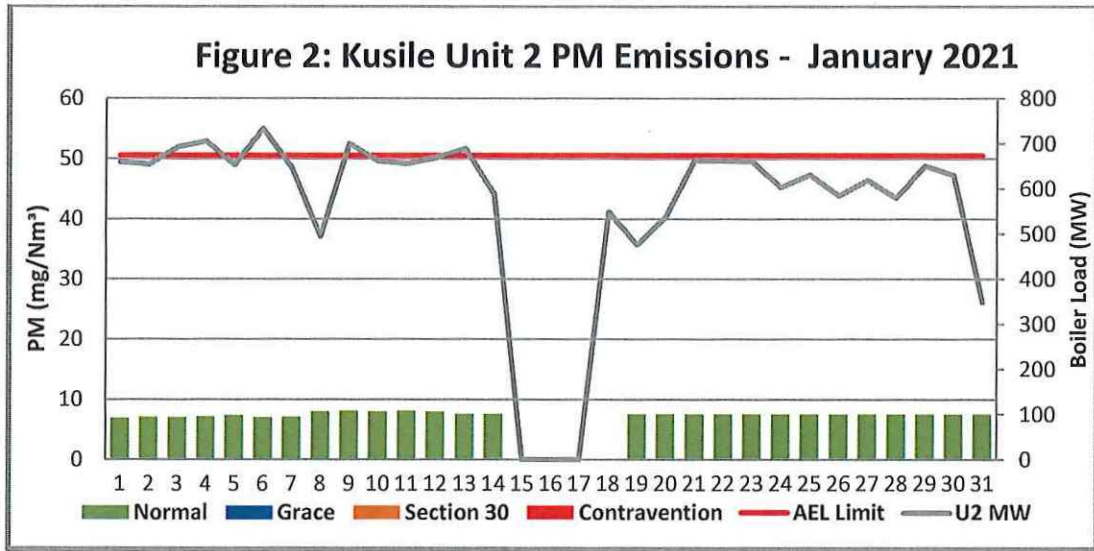
Table 6.4: Operating days in compliance to NOx AEL Limit - January 2021

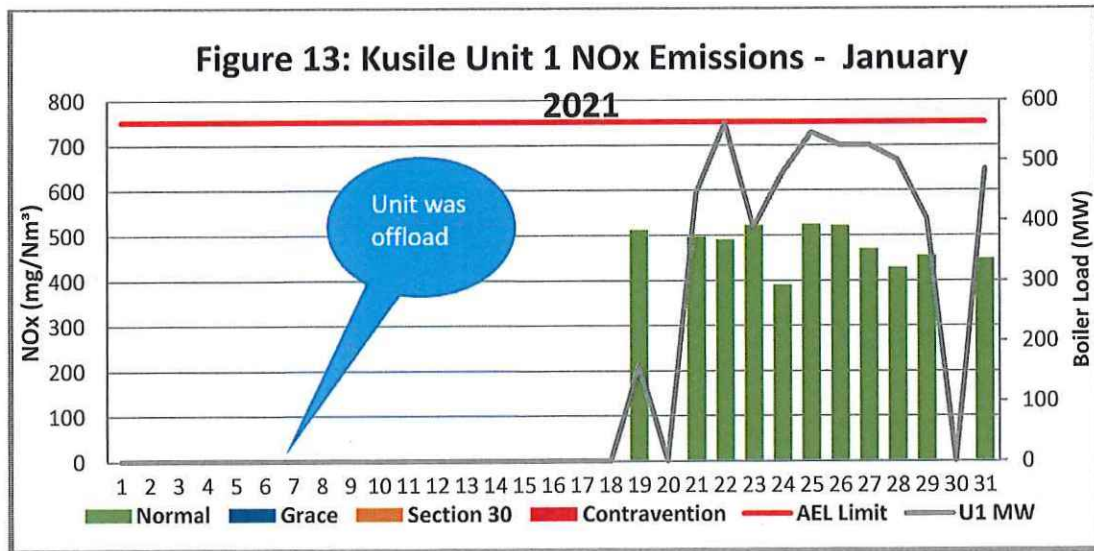
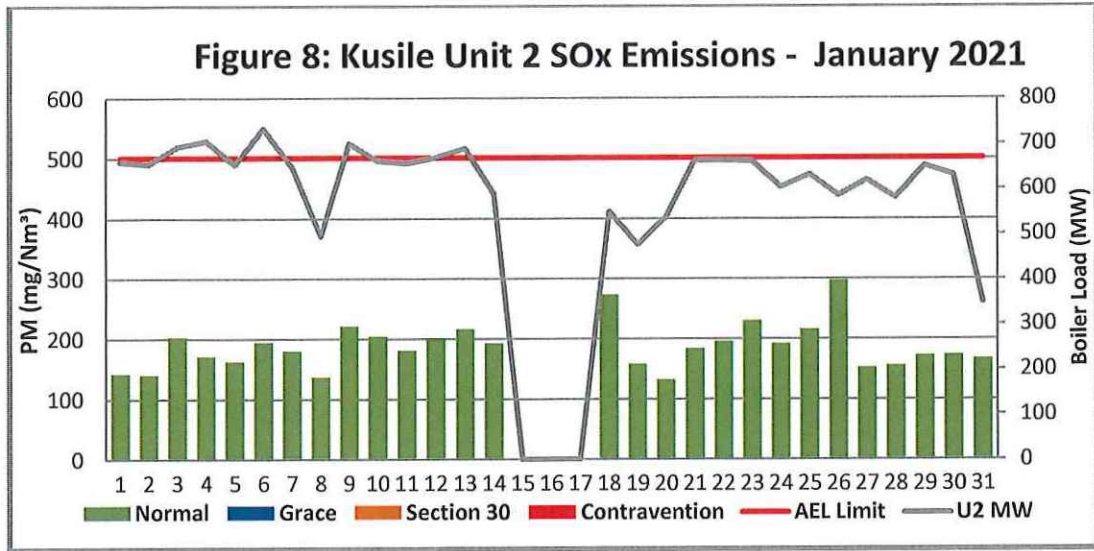
Associated Unit/Stack	Normal	Grace	Section 30	Contravention	Total Exceedance	Average NOx (mg/Nm ³)
Unit 1	11	0	0	0	0	478.2
Unit 2	28	0	0	0	0	514.4
Unit 3	0	0	0	0	0	
Unit 4	0	0	0	0	0	
Unit 5	0	0	0	0	0	
Unit 6	0	0	0	0	0	
SUM	39	0	0	0	0	

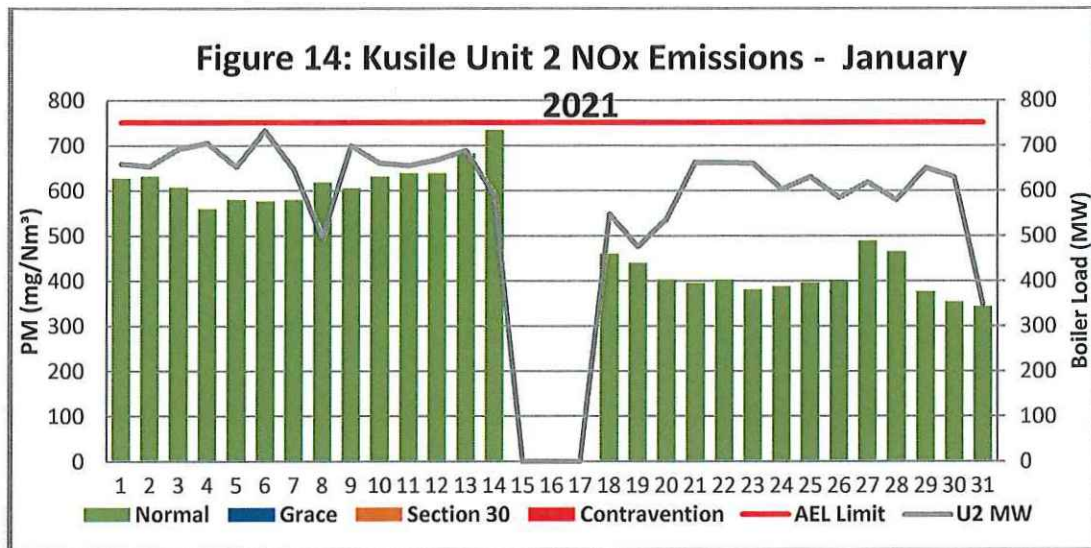
Table 6.5: Legend Description

Condition	Colour	Description
Normal	Green	Emissions below Emission Limit Value (ELV)
Grace	Blue	Emissions above the ELV during grace period
Section 30	Orange	Emissions above ELV during a NEMA S30 incident
Contravention	Red	Emissions above ELV but outside grace or S30 incident conditions









7 SHUT DOWN AND LIGHT UP INFORMATION

Table 7.1. PM Start-up information for the month of January-2021

Unit No. 1	Event 1		Event 2		Event 3		Event 4	
Breaker Open (BO)	BO previously	BO previously	6:05 AM	2021/01/23	10:30 AM	2021/01/29		
Draught Group (DG) Shut Down (SD)	n/a	n/a	9:30 AM	2021/01/23	1:45 PM	2021/01/29		
BO to DG SD (duration)	n/a	DD:HH:MM	00:03:25	DD:HH:MM	29:13:45	DD:HH:MM		DD:HH:MM
Fires in time	8:30 AM	2021/01/21	10:35 AM	2021/01/23	2:20 PM	2021/01/29		
Synch. to Grid (or BC)	10:15 AM	2021/01/21	2:15 PM	2021/01/23	8:50 AM	2021/01/31		
Fires in to BC (duration)	00:01:45	DD:HH:MM	00:03:40	DD:HH:MM	01:18:30	DD:HH:MM		DD:HH:MM
Emissions below limit from BC (end date)	not > limit	not > limit	not > limit	not > limit	not > limit	not > limit		
Emissions below limit from BC (duration)	n/a	DD:HH:MM	n/a	DD:HH:MM	n/a	DD:HH:MM		DD:HH:MM

Unit No. 2	Event 1		Event 2		Event 3		Event 4	
Breaker Open (BO)	3:00 AM	2021/01/08	8:20 AM	2021/01/14				
Draught Group (DG) Shut Down (SD)	DG did not trip or SD	DG did not trip or SD	DG did not trip or SD	DG did not trip or SD				
BO to DG SD (duration)	n/a	DD:HH:MM	n/a	DD:HH:MM		DD:HH:MM		DD:HH:MM
Fires in time	9:25 AM	2021/01/08	7:40 PM	2021/01/17				
Synch. to Grid (or BC)	3:00 PM	2021/01/08	12:25 AM	2021/01/18				
Fires in to BC (duration)	00:05:35	DD:HH:MM	00:04:45	DD:HH:MM		DD:HH:MM		DD:HH:MM
Emissions below limit from BC (end date)	not > limit	not > limit	not > limit	not > limit				
Emissions below limit from BC (duration)	n/a	DD:HH:MM	n/a	DD:HH:MM		DD:HH:MM		DD:HH:MM

8. Complaints

No complaints received during the months January 2021