



Generation

Gert Sibande District Municipality
Corner of Joubert & Oosthuise Streets
Ermelo
2350

Attention:
Mr D Hlanyane

AND

Directorate: Air Quality Management Services
The Director:
Mr Vumile Senene
Department of Environmental Affairs
Private Bag X447
PRETORIA
0001
Tel: (012) 310 3263
Fax: (012) 320 0488

Date: 2022/04/08

Enquiries: Nomasonto Nsibande
☎ +27 17 779 8995
☎ +27 86 507 5108


Enquiries: Thabo Montja
☎ +27 17 779 8834

Total number of pages:
10

Total number of annexes:

GROOTVLEI POWER STATION

Atmospheric Emission License GPS/0015/2015/F02



BOILER ENGINEERING MANAGER

2022/04/11

DATE



ENGINEERING MANAGER

2022/04/11

DATE



ENVIRONMENTAL MANAGER

2022/04/11

DATE

GROOTVLEI POWER STATION MONTHLY EMISSIONS REPORT

Atmospheric Emission License GPS/0015/2015/F02


1 RAW MATERIALS AND PRODUCTS

Raw Materials and Products	Raw Material Type	Maximum Permitted Consumption Rate	Consumption Rate Mar-2022
	Coal	<i>650 000</i>	<i>193 518.1</i>
	Fuel Oil	<i>18 000</i>	<i>5410.72</i>
Production Rates	Product / By-Product Name	Maximum Production Capacity Permitted	Production Rate Mar-2022
	Energy	<i>833.28</i>	<i>291.08</i>
	Ash	<i>300 000</i>	<i>56 004</i>
	RE PM	<i>not specified</i>	<i>0.12</i>

2 ENERGY SOURCE CHARACTERISTICS

Coal Characteristic	Units	Stipulated Range	Monthly Average Content
Sulphur Content	%	0.6 to < 1.2	0.82
Ash Content	%	27 to < 32	28.94

3 EMISSION LIMITS (mg/Nm³)

Associated Unit/Stack	PM	SO ₂	NO
North	100	3500	1100
South	50	3500	1100

4 ABATEMENT TECHNOLOGY (%)

Associated Unit/Stack	Technology Type	
Unit 1	Fabric Filter Plant (FFP)	99.925%
Unit 2	Fabric Filter Plant (FFP)	99.936%
Unit 3	Fabric Filter Plant (FFP)	99.924%
Unit 4	Fabric Filter Plant (FFP)	Unit Off-line
Unit 5	Fabric Filter Plant (FFP)	Unit Off-line
Unit 6	Fabric Filter Plant (FFP)	Unit Off-line

Note: Abatement plant does not have bypass mode operation, hence plant 100% Utilised.

5 MONITOR RELIABILITY (%)

Associated Unit/Stack	PM	SO ₂	NO	O ₂
North	100.0	100.0	100.0	99.9
South				

6 EMISSION PERFORMANCE

Table 6.1: Monthly tonnages for the month of March-2022

Associated Unit/Stack	PM (tons)	SO ₂ (tons)	NO ₂ (tons)
Unit 1	13.56	838.5	303.9
Unit 2	10.48	738.5	267.7
Unit 3	12.07	736.3	262.7
Unit 4	0.00	0.0	0.0
Unit 5	0.00	0.0	0.0
Unit 6	0.00	0.0	0.0
SUM	36.11	2 313.3	834.3

Table 6.2: Operating days in compliance to PM AEL Limit - March 2022

Associated Unit/Stack	Normal	Grace	Section 30	Total Exceedance	Average PM (mg/Nm ³)
North	31	0	0	0	25.4
South	0	0	0	0	
SUM	31	0	0	0	

Table 6.3: Operating days in compliance to SO_x AEL Limit - March 2022

Associated Unit/Stack	Normal	Grace	Section 30	Total Exceedance	Average SO _x (mg/Nm ³)
North	31	0	0	0	1 639.6
South	0	0	0	0	
SUM	31	0	0	0	

Table 6.4: Operating days in compliance to NO_x AEL Limit - March 2022

Associated Unit/Stack	Normal	Grace	Section 30	Total Exceedance	Average NO _x (mg/Nm ³)
North	31	0	0	0	599.9
South	0	0	0	0	
SUM	31	0	0	0	

Table 6.5: Legend Description

Condition	Colour	Description
Normal		Emissions below Emission Limit Value (ELV)
Grace		Emissions above the ELV during grace period
Section 30		Emissions above ELV during a NEMA S30 incident
Contravention		

Figure 1: Grootvlei North Stack PM Emissions - March 2022

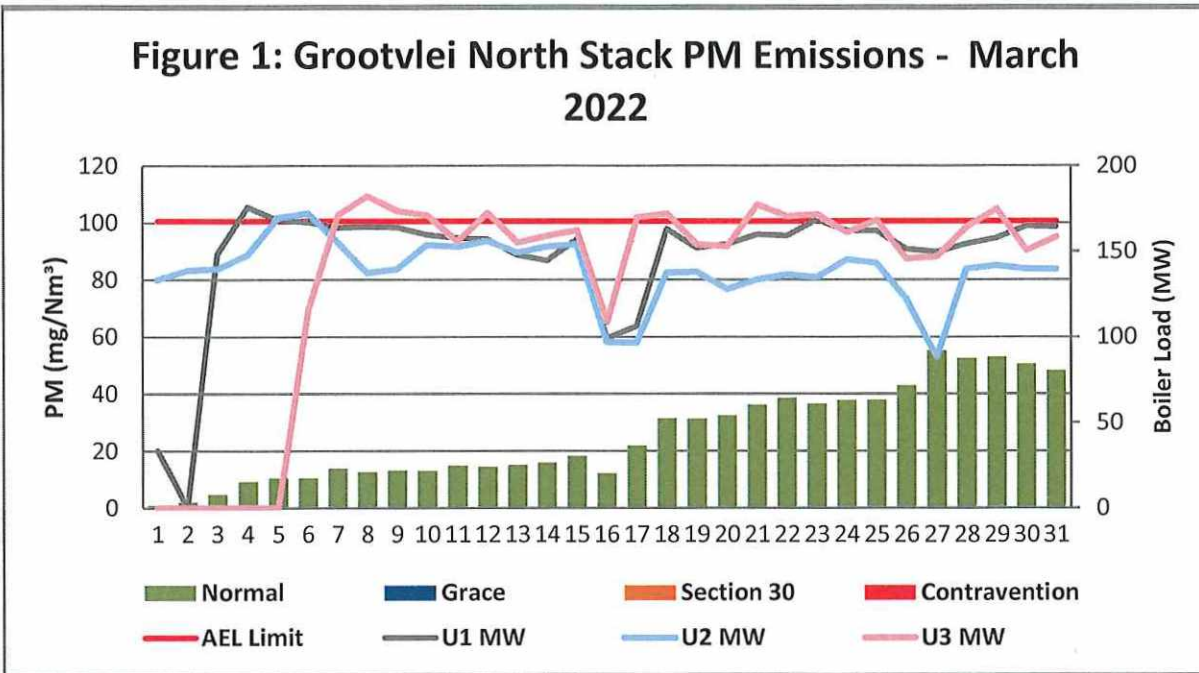


Figure 2: Grootvlei South Stack PM Emissions - March 2022

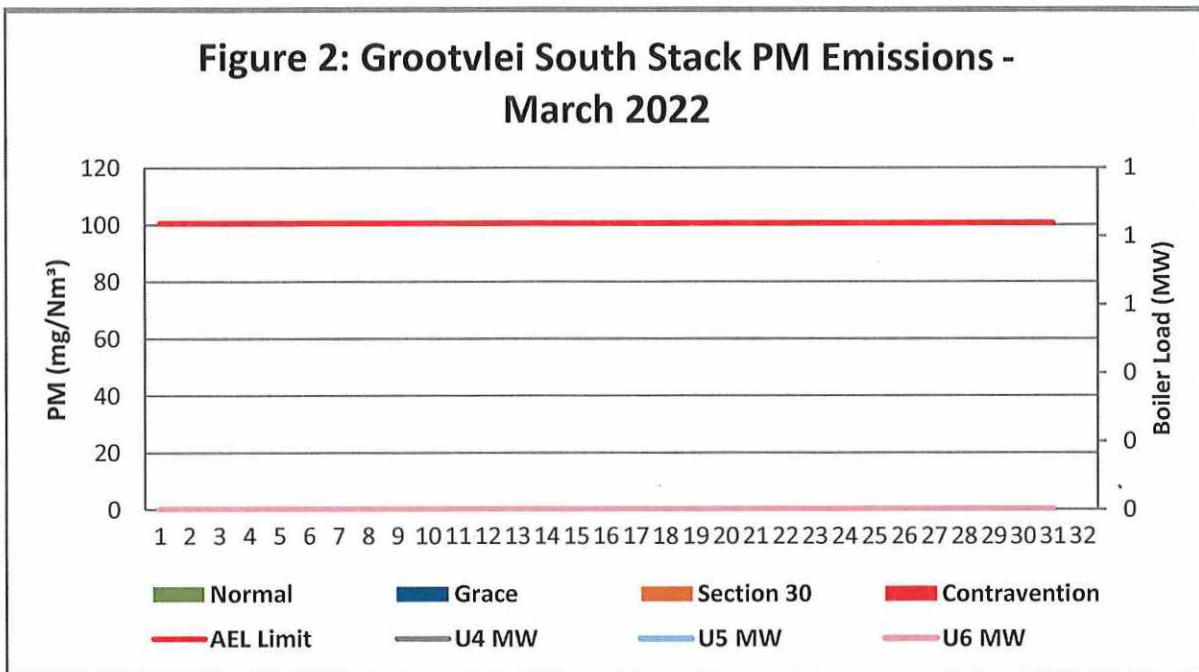


Figure 3: Grootvlei North Stack SOx Emissions - March 2022

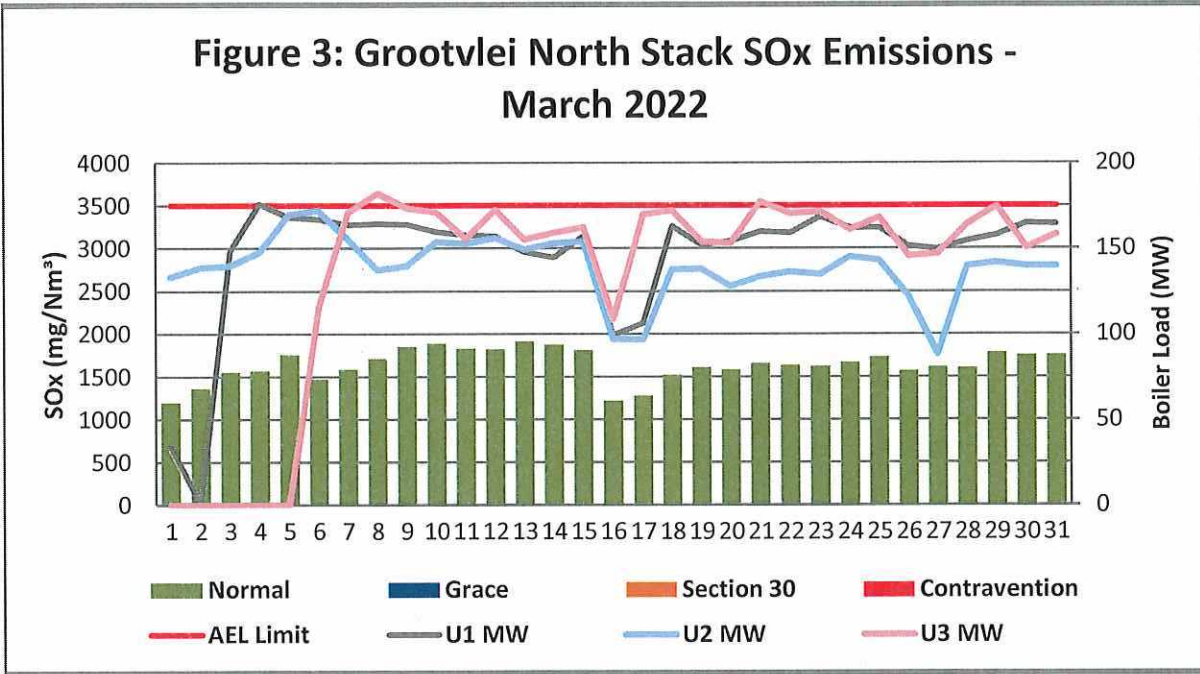


Figure 4: Grootvlei South Stack SOx Emissions - March 2022

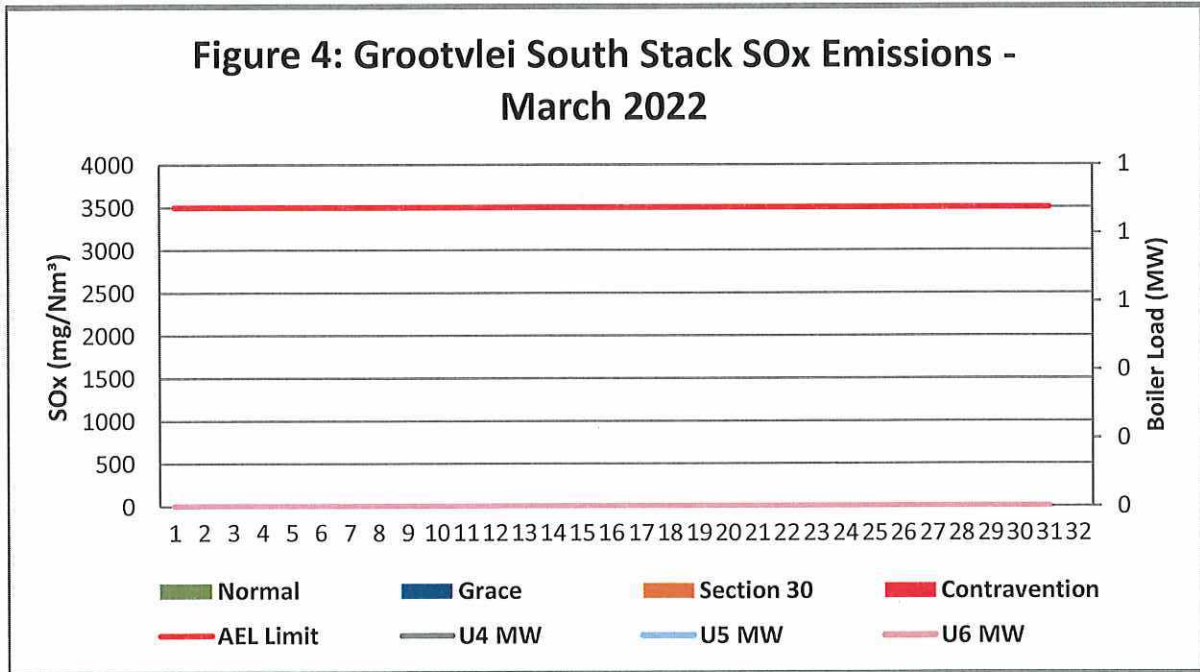


Figure 5: Grootvlei North Stack NOx Emissions - March 2022

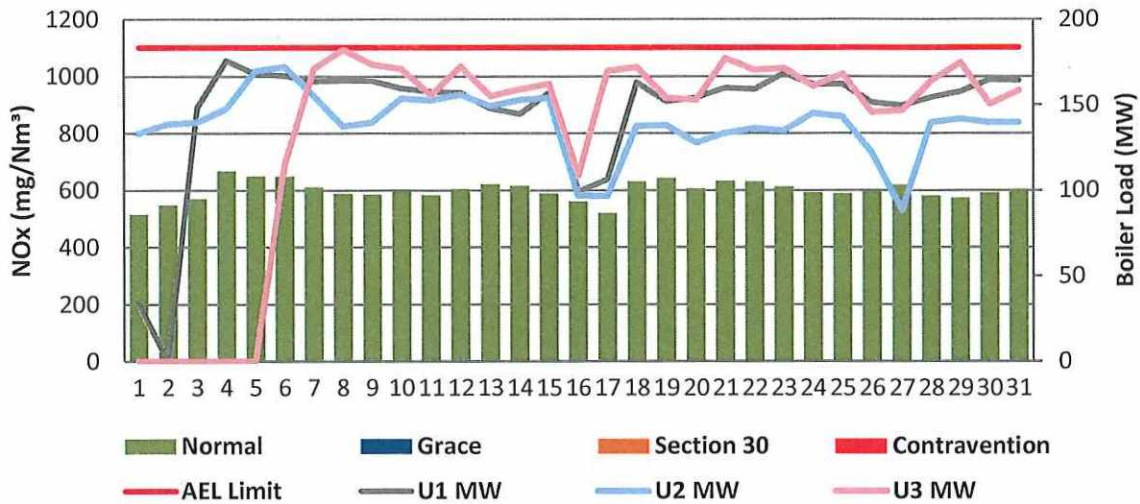
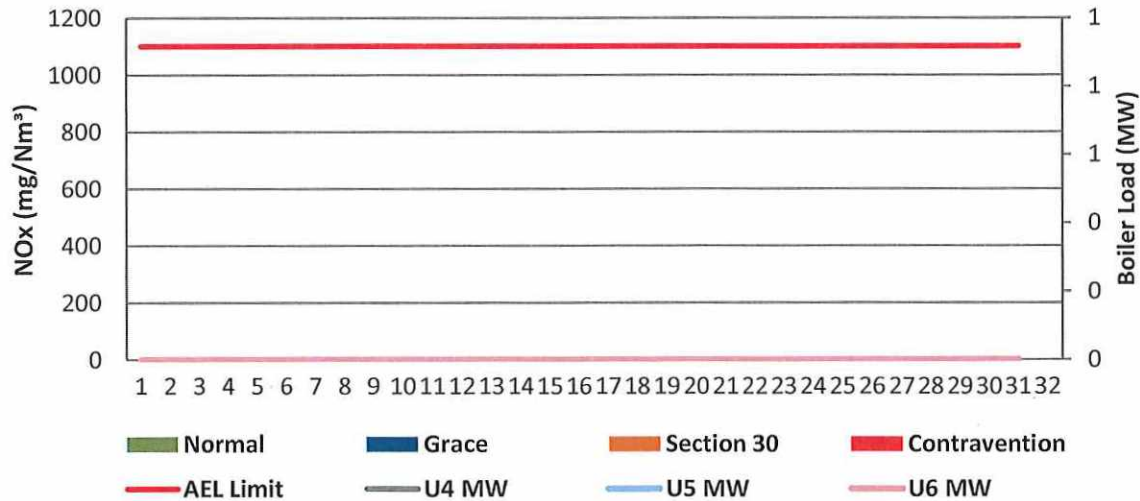


Figure 6: Grootvlei South Stack NOx Emissions - March 2022



7 SHUT DOWN AND LIGHT UP INFORMATION

Table 7.1. PM Start-up information for the month of March-2022

North Stack	Event 1			Event 3		Event 4	
Unit No.	Unit 1			Unit 2		Unit 3	
Breaker Open (BO)	<i>BO previously</i>	<i>BO previously</i>	<i>07/03/2022</i>	<i>7:55 PM</i>	<i>16/03/2022</i>		
Draught Group (DG) Shut Down (SD)	<i>n/a</i>	<i>n/a</i>	<i>DG did not trip or SD</i>	<i>10:40 PM</i>	<i>16/03/2022</i>		
BO to DG SD (duration)	<i>n/a</i>	DD:HH:MM	DD:HH:MM	<i>00:02:45</i>	DD:HH:MM		DD:HH:MM
Fires in time	<i>2:40 PM</i>	<i>02/03/2022</i>		<i>2:35 AM</i>	<i>17/03/2022</i>	<i>2:25 AM</i>	<i>06/03/2022</i>
Synch. to Grid (or BC)	<i>4:35 AM</i>	<i>03/03/2022</i>		<i>1:15 PM</i>	<i>17/03/2022</i>	<i>12:45 PM</i>	<i>06/03/2022</i>
Fires in to BC (duration)	<i>00:13:55</i>	DD:HH:MM	DD:HH:MM	<i>00:10:40</i>	DD:HH:MM	<i>00:10:20</i>	DD:HH:MM
Emissions below limit from BC (end date)	<i>not > limit</i>	<i>not > limit</i>		<i>not > limit</i>	<i>not > limit</i>	<i>not > limit</i>	<i>not > limit</i>
Emissions below limit from BC (duration)	<i>n/a</i>	DD:HH:MM	DD:HH:MM	<i>n/a</i>	DD:HH:MM	<i>n/a</i>	DD:HH:MM

North Stack ...Cont.	Event 1			Event 3		Event 4	
Unit No.	<i>no event</i>			<i>no event</i>		Unit 3	
Breaker Open (BO)	<i>2:20 AM</i>	<i>26/03/2022</i>					
Draught Group (DG) Shut Down (SD)	<i>DG did not trip or SD</i>	<i>DG did not trip or SD</i>					
BO to DG SD (duration)	<i>n/a</i>	DD:HH:MM	DD:HH:MM		DD:HH:MM		DD:HH:MM
Fires in time							
Synch. to Grid (or BC)							
Fires in to BC (duration)		DD:HH:MM	DD:HH:MM		DD:HH:MM		DD:HH:MM
Emissions below limit from BC (end date)							
Emissions below limit from BC (duration)		DD:HH:MM	DD:HH:MM		DD:HH:MM		DD:HH:MM

South Stack	<i>Event 1</i>		<i>Event 3</i>		<i>Event 4</i>	
Unit No.	<i>no event</i>		<i>no event</i>		<i>no event</i>	
Breaker Open (BO)						
Draught Group (DG) Shut Down (SD)						
BO to DG SD (duration)		DD:HH:MM	DD:HH:MM		DD:HH:MM	DD:HH:MM
Fires in time						
Synch. to Grid (or BC)						
Fires in to BC (duration)		DD:HH:MM	DD:HH:MM		DD:HH:MM	DD:HH:MM
Emissions below limit from BC (end date)						
Emissions below limit from BC (duration)		DD:HH:MM	DD:HH:MM		DD:HH:MM	DD:HH:MM

South Stack ...Cont.	<i>Event 1</i>		<i>Event 3</i>		<i>Event 4</i>	
Unit No.	<i>no event</i>		<i>no event</i>		<i>no event</i>	
Breaker Open (BO)						
Draught Group (DG) Shut Down (SD)						
BO to DG SD (duration)		DD:HH:MM	DD:HH:MM		DD:HH:MM	DD:HH:MM
Fires in time						
Synch. to Grid (or BC)						
Fires in to BC (duration)		DD:HH:MM	DD:HH:MM		DD:HH:MM	DD:HH:MM
Emissions below limit from BC (end date)						
Emissions below limit from BC (duration)		DD:HH:MM	DD:HH:MM		DD:HH:MM	DD:HH:MM

7.2: Point Source emissions released during start-up (fires-in) and Shut-down (SD) for the month of March-2022 in mg/Nm³

[Include reference to once off test showing typical emissions rates during fires in and SD]


Remember to add attachments here; see ReportAddendum Tab


Reserved for Addendum XXXX

11 General

South Stack off.


Environmental Department 08/04/2022
Date


Boiler Engineering 08.04.2022
Date


General Manager 11/04/2022
Date

Compiled by: Boiler Engineering Department

FFP System Engineer

For: Department of Environmental Affairs and Tourism

Chief Air Pollution Control Officer

Copies: Eskom Environmental Management

D Herbst
K Langerman

Group Technology Engineering

R Rampiar
E. Patel

Grootvlie Power Station:

Engineering Manager
Operating Manager
Maintenance Manager
Unit Production Manager
Boiler Engineering Manager
System Engineer
Environmental Officer
Performance and Test
Production Manager

ADDENDUM TO MONTHLY EMISSIONS REPORT

8 EMERGENCY GENERATION

Emergency Generation *[This is only required for stations that are requested to report on this information]*

Table 8. Emergency Generation per unit for the month of March-2022

	Unit 1	Unit 2	Unit 3	Unit 4	Unit 5	Unit 6
Emergency Generation hours declared by national Control						
Emergency Hours declared including hours after stand down						
Hours over the Limit during Emergency Generation						

9 COMPLAINTS REGISTER

Table 9. Complaints for the month of March-2022

Source Code / Name	Root Cause Analysis	Calculation of Impacts / emissions associated with the incident	Dispersion modeling of pollutants where applicable	Measures implemented to prevent reoccurrence	Date measure will be implemented
<i>(Insert name of affected person/source)</i>	<i>(Insert root cause for incident)</i>	<i>(Insert emissions associated with incident)</i>	<i>(Insert dispersion model information where applicable)</i>	<i>(Insert mitigation measures taken)</i>	<i>(Insert date of implementation of mitigation method)</i>

10 S30 INCIDENT OR LEGAL CONTRAVENTION REGISTER

To be completed in the case of a S30 incident or a legal contravention:

Unit no	Incident Start Date	Incident End Date	Incident Cause	Remedial action	Date S30 initial notification sent	Date S30 investigation report sent	Date DEA Acknowledgment	Date DEA Acceptable	Comments / Reference No.