

Lukhanyo Mgadle  
Chief Air Quality Officer  
Buffalo City Metropolitan Municipality  
48 Oxford Street, East London

21 May 2025

Enquiries:  
H Westman  
Tel: 021 - 9415856

Dear Mr. Mgadle

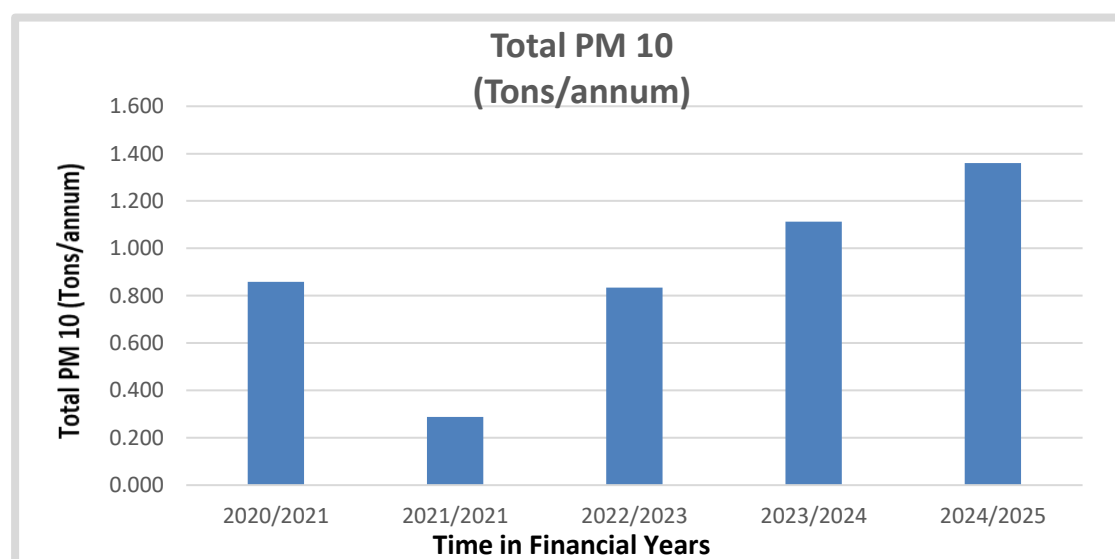
## PORT REX POWER STATION'S ANNUAL EMISSIONS REPORT: April 2024 – March 2025

This serves as the annual report required in terms of Section 7.6 in Port Rex Power Station's Atmospheric Emission License (**ECBC\_000603**). The information represented stems from 2024/2025 Eskom's past financial year (Eskom's financial year extends from 1 April to 31 March) and includes calculated figures of PM 10, SO<sub>2</sub> and CO<sub>2</sub> emissions.

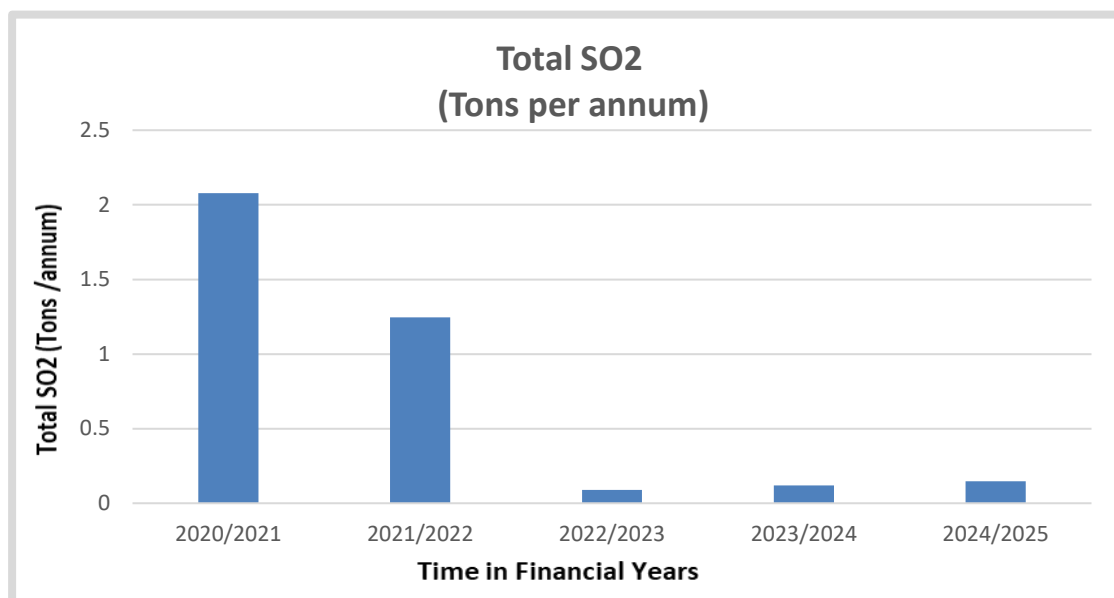
### 1. Pollutant emission trends

**Table 1. General overview of emissions at Port Rex Power Station 2020/2021 to 2024/2025**

Emissions	Total (Tons/annum) 2024/2025	Total (Tons/annum) 2023/2024	Total (Tons/annum) 2022/2023	Total (Tons/annum) 2021/2022	Total (Tons/annum) 2020/2021
PM 10	1.360	1.113	0.834	0.288	0.859
SO <sub>2</sub>	0.147	0.120	0.090	1.245	2.079
CO <sub>2</sub>	4731.076	3868.949	2901	981.465	1639.52

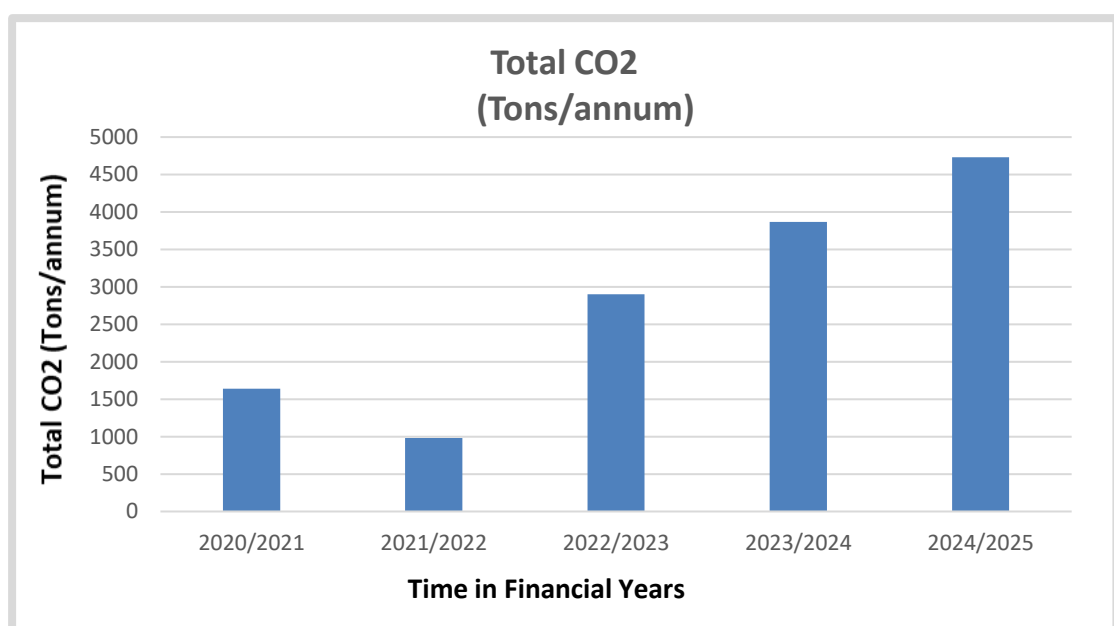


**Figure 1. Trend of PM 10 emissions in tons per financial year**



**Figure 2. Trend of Total SO<sub>2</sub> emissions in tons per financial year**

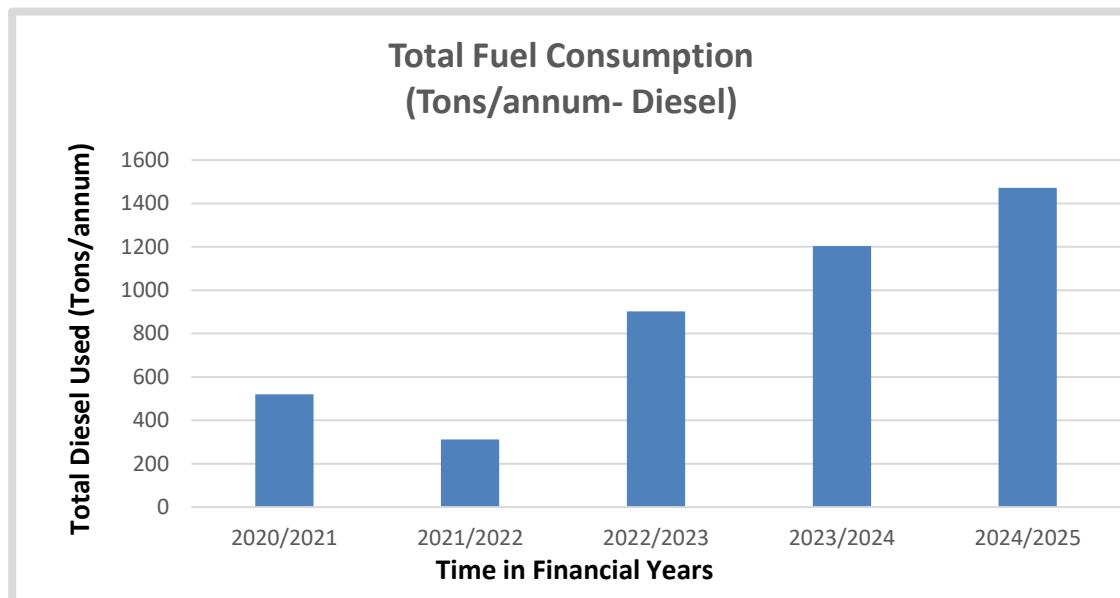
\* Reduction in SO<sub>2</sub> emissions is due to the lower Sulphur content in the Diesel currently used by the Power Station



**Figure 3. Trend of total CO<sub>2</sub> emissions in tons per financial year**

**Table 2. Fuel Used in tons per financial year**

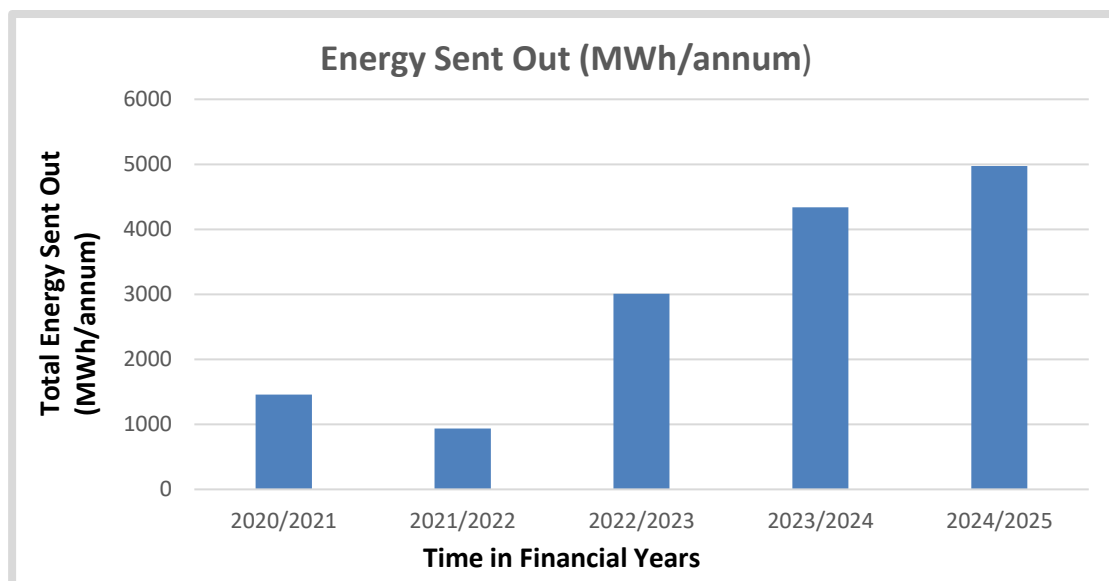
Year	Fuel Used (Tons)	Fuel Type
2024/2025	1472.013	Diesel
2023/2024	1203.774	Diesel
2022/2023	902.61	Diesel
2021/2022	312.16	Diesel
2020/2021	519.934	Diesel



**Figure 4. Total Fuel Consumption - Diesel in tons per financial year**

**Table 3. Total Production (MWh Sent Out)**

Year	Energy Sent Out (MWh)
2024/2025	4972
2023/2024	4340
2022/2023	3010
2021/2022	937
2020/2021	1457



**Figure 5. Total Energy sent out (MWh) per financial year**

## 5. Point source emission monitoring: Date of last periodic emission monitoring

As per section 16 of the Minimum Emission Standards and as per section 4.3 of Port Rex's AEL, emission testing is required to quantify PM, SO<sub>2</sub> and NO<sub>x</sub> emissions. SGS conducted the last Source Emissions Monitoring tests on the 26<sup>th</sup> March 2015 that were attached in last year's annual report.

According to the report compiled, the test results were below the pollutant specific hourly emission limit for PM, SO<sub>2</sub> and NO<sub>x</sub>, showing that Port Rex Power Station is in compliance with stipulated emission limits. The fuel at Port Rex has not changed since these tests, and as such they are still representative of emissions from Port Rex.

Engagement with BCMM Air Quality has taken place on this issue with the understanding that testing will be done when practical and this will be reported to the authorities.

## **6. Complaints**

Port Rex Power Station maintains a comprehensive complaints register as per section 7.6 of the AEL. No complaints were received for the last financial year.

## **7. Status of any significant diesel fuel leaks and repairs 2024\_2025**

A Leak Detection and Repair Programme (LDAR) are in place, in addition to the Daily Plant Inspection Checklists.

No significant diesel fuel leaks occurred during this period. One moderate pinhole fuel leak on the pipeline at unit 1 between a and b engines was identified on the 3.9.2024 and successfully repaired.

The LDAR was reviewed and revision 3 signed off on the 27.10.2024, as part of a 3 yearly revision to incorporate latest technology and any plant engineering modifications and controls.

## **8. Compliance Audits**

No external audits were conducted during this financial year.

The last external Air Quality Audit was performed on the 6<sup>th</sup> September 2019, by Department Economic Development, Environmental Affairs and Tourism in conjunction with Buffalo City Metropolitan Municipality Air Quality Department.

No findings were recorded.

Internal AEL Compliance audits are conducted quarterly to evaluate compliance.

Latest Peaking Internal AEL Compliance Audit was conducted on the 21 May 2025.

No findings were recorded.

## **9. Major upgrades projects**

No major upgrades were undertaken in 2024/25.

## **10. NAEIS Reporting**

As required, Port Rex will be reporting its 2024 NAEIS report online by 30<sup>th</sup> June 2025, within the required timeline.

## **11. Minimum Emission Standards**

MES Postponement Decision was granted by DFFE.

Yours sincerely



---

Zukile Tshisa  
Manager Operations and Maintenance  
**PORT REX POWER STATION**