

Nkangala District Municipality
2A Walter Sisulu
Middelburg
1050

Date:
2025.12.11

Inquiries:
Mariam Joseph
Tel +27 13 297 9828
Fax + 27 86 661 7663

Dear Mrs Simelane

ARNOT POWER STATION'S MONTHLY EMISSIONS REPORT FOR THE MONTH OF NOVEMBER 2025

This serves as the monthly report required in terms of Section 6 in Arnot Power Station's Atmospheric Emission License. The emissions are for November 2025, verified emissions of particulates; SO₂ and NO_x (as NO₂) are also included.

Raw Materials and Products

Table1: Quantity of Raw Materials and Products used/produced for the Month of November 2025

Raw Materials and Products used	Raw Material Type	Unit	Maximum Permitted Consumption/ Rate (Quantity)	Consumption/ Rate in Month of November 2025
	Coal	Tons/month	1 050 330	299 934.11
	Fuel Oil	Tons/month	10 000	1350.57
Production Rates	Product/ By-Product Name	Unit	Maximum Production Capacity Permitted (Quantity)	Production Rate in Month of November 2025
	Energy	GWh	1 785 600	514.153
	Ash	Tons/month	421 000	70 694.491

ARNOT POWER STATION'S MONTHLY EMISSIONS REPORT FOR THE MONTH OF NOVEMBER 2025

Abatement Technology

Table 2.1 (a) Abatement Equipment Efficiency Control Technology for month of November 2025

Associated Unit/Stack	Technology Type	Actual Efficiency (%) for the month of November 2025
North Stack	Fabric Filter Bags	99.907%
South Stack	Fabric Filter Bags	99.858%

Table 2.1 (b) Abatement Equipment Utilisation (%) for the month of November 2025

Associated Unit/Stack	Technology Type	Utilisation November 2025
North	<i>Fabric Filter Plant (FFP)</i>	100 %
South	<i>Fabric Filter Plant (FFP)</i>	100 %

Table 2.1 (c) Monitor Reliability (%)

Associated Unit/Stack	PM	SO ₂	NO
Stack 1	99.8	83.5	94.2
Stack 2	97.9	83.5	85.8

Energy Source Characteristics

Table 3: Energy Source Material Characteristics for the month of November 2025

Characteristic	Stipulated Range (Unit)	Monthly Average Content
Sulphur Content	0.5 to < 1 (%)	0.640
Ash Content	17 to < 40 (%)	23.57
Calorific Value (Dry base)	≥ 22.76 (MJ/kg)	21.53

Table 4 Operating days in compliance to PM AEL Limit – November 2025.3

Associated Unit/Stack	Normal	Grace	Section 30	Contravention	Total Exceedance	Average PM (mg/Nm³)
North	21	0	0	0	0	19.1
South	30	0	0	0	0	31.6
	51	0	0	0	0	

ARNOT POWER STATION'S MONTHLY EMISSIONS REPORT FOR THE MONTH OF NOVEMBER 2025

Table 5: Operating days in compliance to NOx AEL Limit –November 2025

Associated Unit/Stack	Normal	Grace	Section 30	Contravention	Total Exceedance	Average NOx (mg/Nm³)
North	21	0	0	0	0	511.9
South	30	0	0	0	0	588.3
SUM	51	0	0	0	0	

Table 6: Operating days in compliance to SOx AEL Limit –November 2025

Associated Unit/Stack	Normal	Grace	Section 30	Contravention	Total Exceedance	Average SOx (mg/Nm³)
North	21	0	0	0	0	1365.5
South	30	0	0	0	0	1215.0
SUM	51	0	0	0	0	

Emissions Reporting

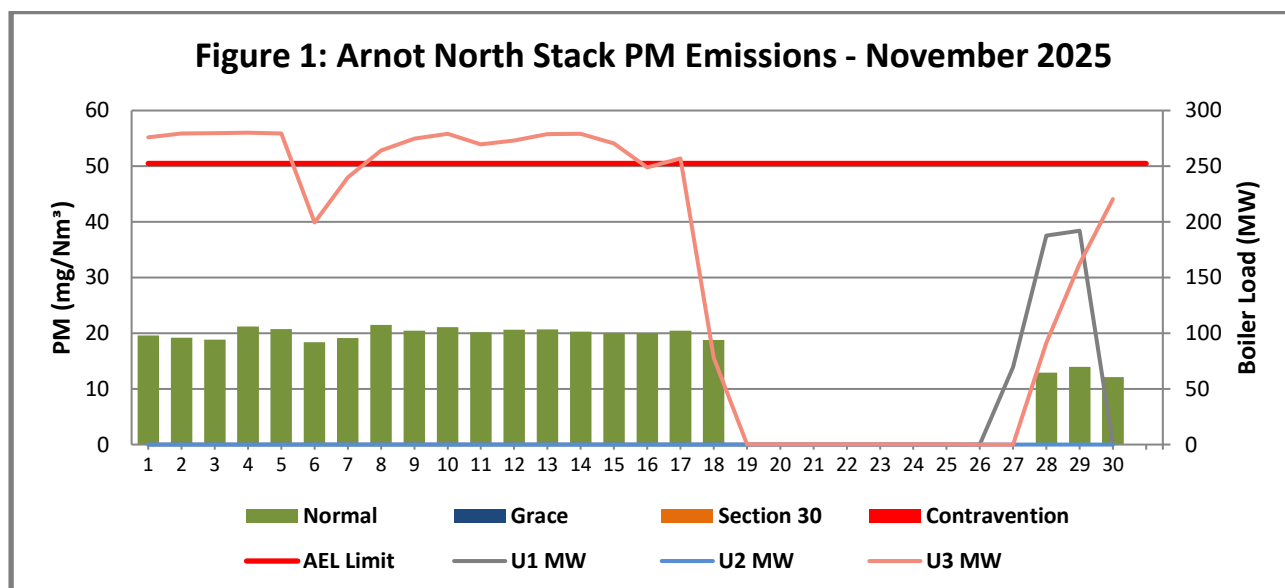


Figure 1: PM emissions (daily averages) for the month of November 2025 against the emission limit for the North Stack

ARNOT POWER STATION'S MONTHLY EMISSIONS REPORT FOR THE MONTH OF NOVEMBER 2025

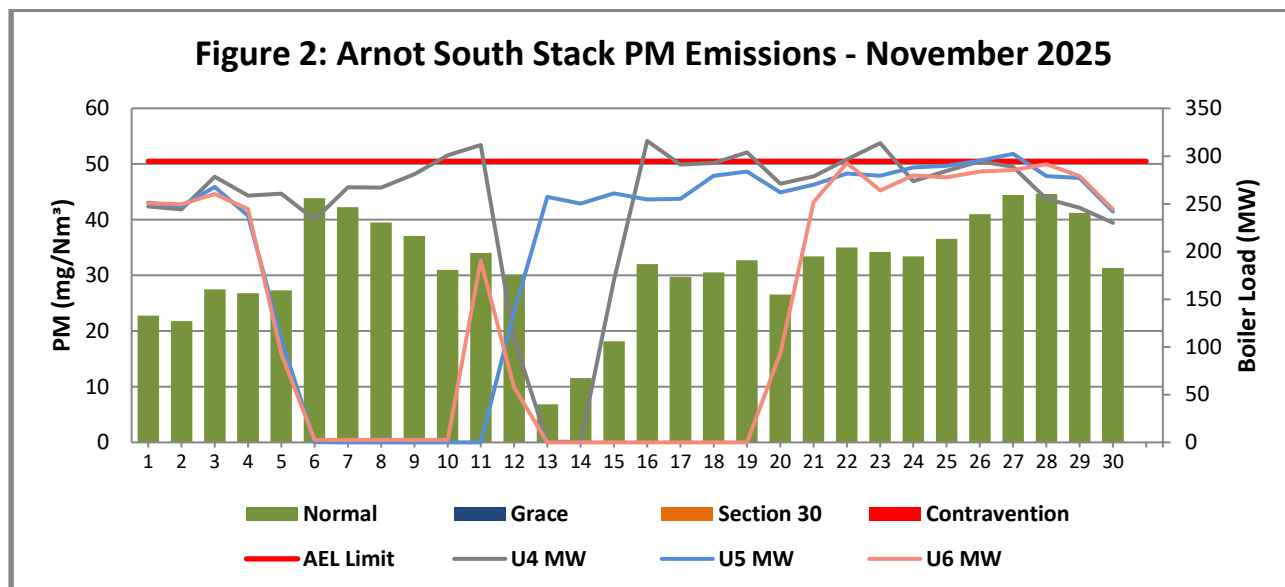


Figure 2: PM emissions (daily averages) for the month of November 2025 against emission limit for the South Stack

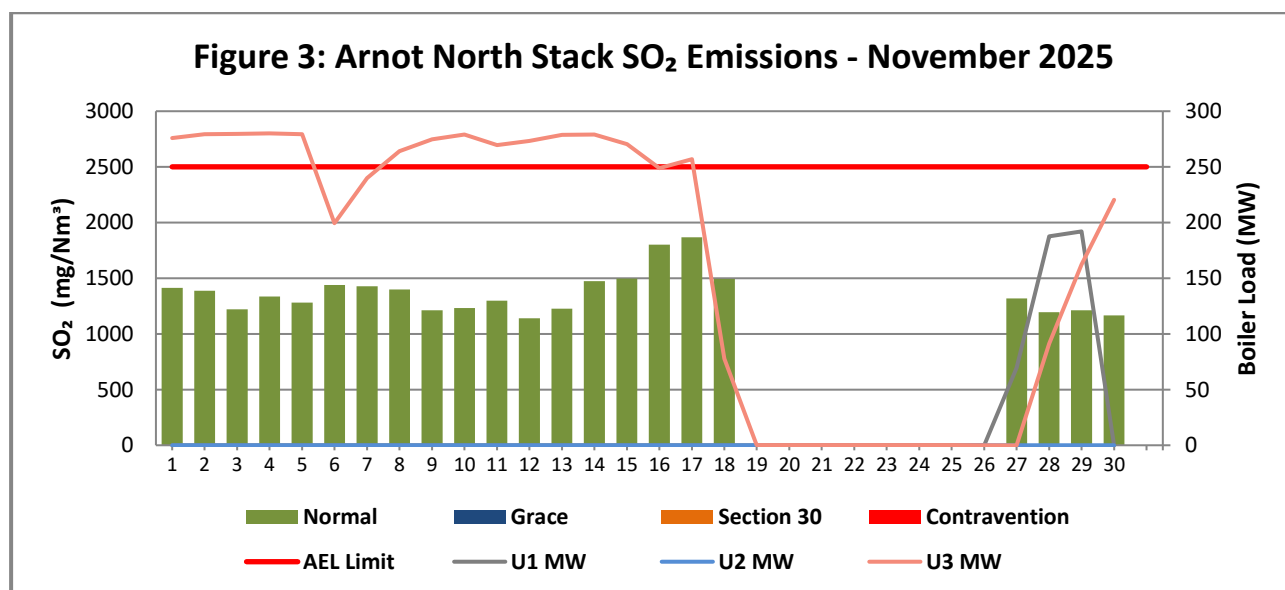


Figure 3: SO₂ emissions (daily averages) for the month of November 2025 against emission limit for the North Stack

ARNOT POWER STATION'S MONTHLY EMISSIONS REPORT FOR THE MONTH OF NOVEMBER 2025

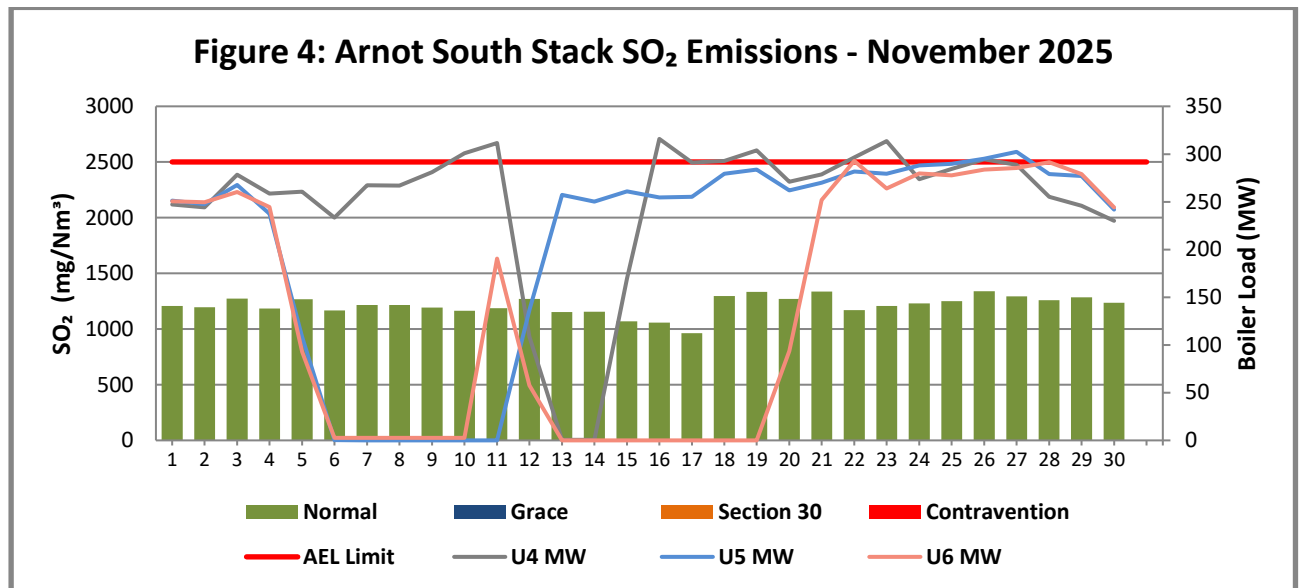


Figure 4: SO₂ emissions (daily averages) for the month of November 2025 against emission limit for the South Stack

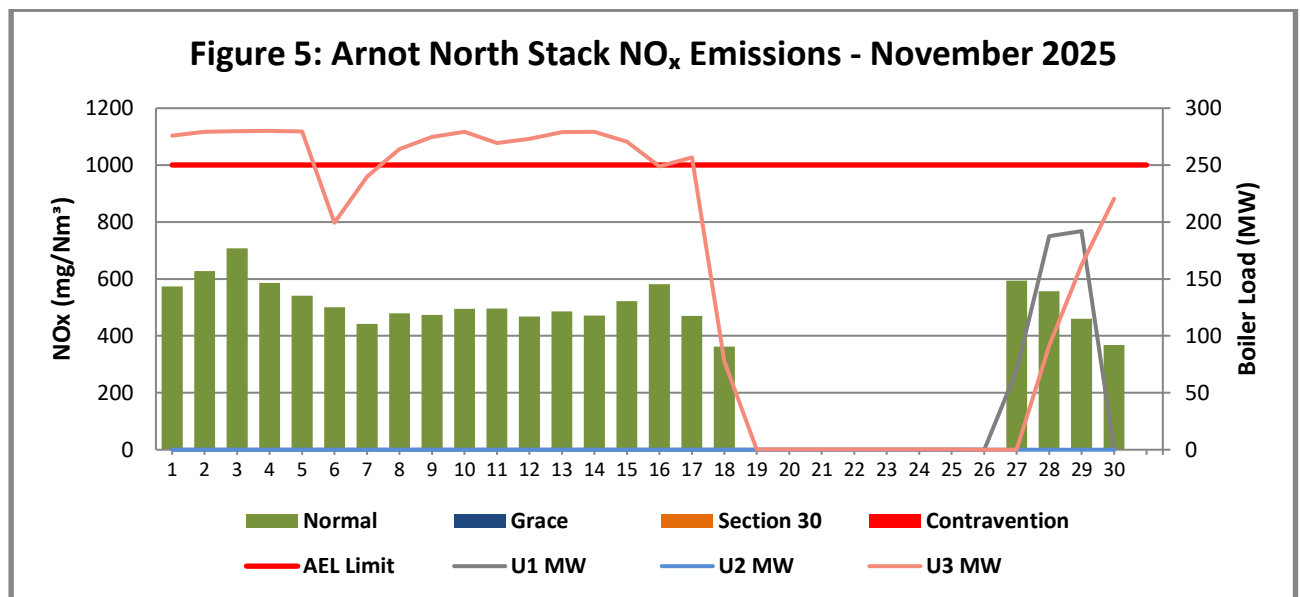


Figure 5: NO₂ emissions (daily averages) for the month of November 2025 against emission limit for the North Stack

ARNOT POWER STATION'S MONTHLY EMISSIONS REPORT FOR THE MONTH OF NOVEMBER 2025

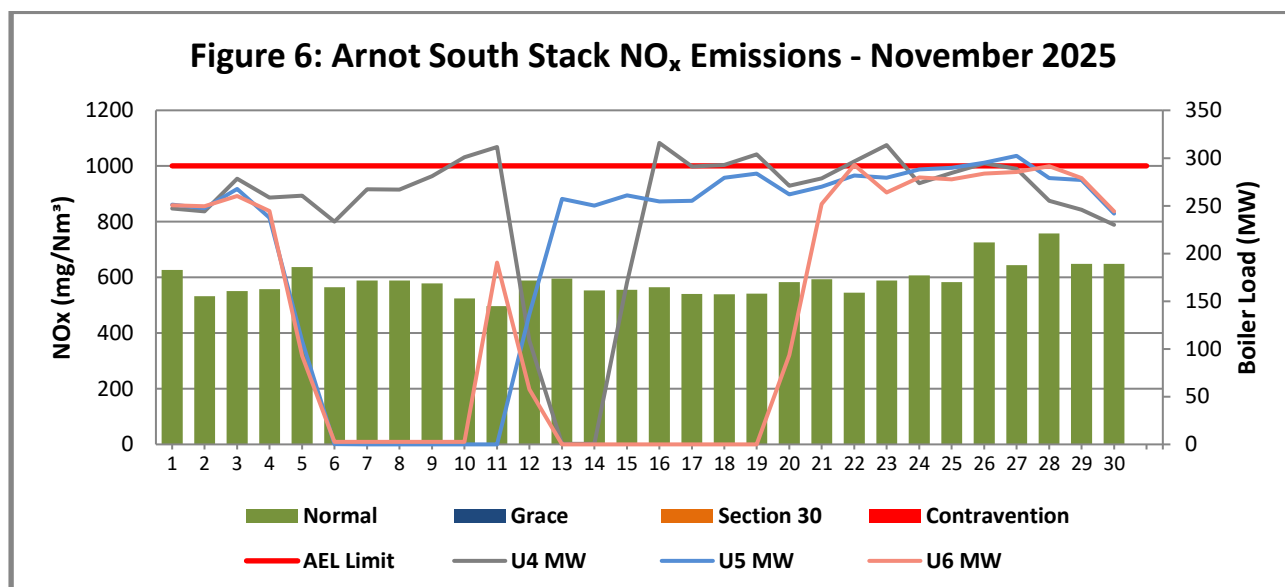


Figure 6: NO₂ emissions (daily averages) for the month of November 2025 against emission limit for the South Stack

Table 7: Monthly tonnages for the month of November 2025

Unit	PM (tons)	SO ₂ (tons)	NO ₂ (tons)
Total Tons (North & South Stack)	84.24	3937	1794

Light up information

Continuous reporting is being done even during start-ups, emissions were not affected.

Complaints Register

Table 9. Complaints for the month of November 2025

No Noise, dust and offensive odors complaints registered in the month of November 2025.

Source Code/ Name	Root Cause Analysis	Calculation of Impacts/ emissions associated with the incident and dispersion modelling of pollutants, where applicable	Dispersion modeling of pollutants where applicable	Measures implemented to prevent reoccurrence	Date by which measure will be implemented
None	0	0	0	0	0

**ARNOT POWER STATION'S MONTHLY EMISSIONS REPORT FOR THE MONTH OF
NOVEMBER 2025**

Comments

All North Stack (Unit 1-3) were off from the 19-26 November 2025. 8 Days as seen on the (Graphs 1-3 and 5 and tables 6)

General

The rest of the information demonstrating compliance with the emission license conditions is supplied in the annual emission reports sent to your office.

Hoping the above will meet your satisfaction.

Compiled by

Date:



15.12.2025

Lawrence Machebe

ENVIRONMENTAL OFFICER: ARNOT POWER STATION

Verified by

Date:



15-12-2025

Jan-Louis Human

SYSTEM ENGINEER: ARNOT POWER STATION

Supported by:


Date: 15.12.2025



Rofhiwa Tshikovha

SENIOR ENVIRONMENTAL ADVISOR: ARNOT POWER STATION

Yours sincerely



Marcus Nematododzi

Date: 2025/12/17

P.P

GENERAL MANAGER: ARNOT POWER STATION