

Ms Nompumelelo Simelane
Nkangala District Municipality
PO Box 437
Middleburg
1050

Date:

April 2026

Enquiries: Lesiba Kgobe
Tel: +27 13 699 7817

Ref: *Kusile Power Station AEL (17/4/AEL/MP311/12/01)*


Dear Ms. Simelane

KUSILE POWER STATION'S MONTHLY EMISSIONS REPORT FOR MARCH 2026

This serves as the monthly report required in terms of Section 7.6 in Kusile Power Station's Atmospheric Emission License: 17/4/AEL/MP311/12/01. The emissions are for the month of March 2026.

Hoping the above will meet your satisfaction.

Yours sincerely



Christopher Nani

GENERAL MANAGER

DATE: *2/04/2026*

**1. KUSILE POWER STATION MONTHLY EMISSIONS REPORT: Atmospheric Emission
License 17/4/AEL/MP311/12/01**



2. Raw Materials and Products

Raw Materials and Products	Raw Material Type	Units	Max Permitted Consumption Rate	Consumption Rate Mar-2026
	Coal	Tons	1 818 083	822 571
	Fuel Oil	Tons	5 533	1 609
	Limestone	Tons	72 017	30 745
Production Rates	Product / By-Product Name	Units	Max Production Capacity Permitted	Indicative Production Rate Mar-2026
	Energy	GWh	3 321.216	1 325.70
	Ash	Tons	796 300	263 241
	Gypsum	Tons	155 100	17 217
	RE PM	kg/MWh	not specified	0.02
	RE SOx	kg/MWh	not specified	0.26

Note: Maximum energy rate is as per the maximum capacity stated in the AEL: [4 464 MW] x 24 hrs x days in Month/1000 to convert to GWh

3. Energy source characteristics

Fuel Characteristic	Units	Stipulated Range	Monthly Average Content
Coal Sulphur	%	1.3	0.76
Ash in Coal	%	38	32.00
Fuel Oil Sulphur	%	3.5	2.60

4. Emissions Limits (mg/Nm³)

Associated Unit/Stack	PM	SO ₂	NO _x
North Stack	50	1000	750
South Stack	50	1000	750

5. Abatement Technology (%)

Associated Unit/Stack	Technology Type	FFP Efficiency	Technology Type	FGD Efficiency
Unit 1	Fabric Filter Plant (FFP)	Off-line	Flue Gas Desulphurisation (FGD)	Off-line
Unit 2	Fabric Filter Plant (FFP)	99.98%	Flue Gas Desulphurisation (FGD)	99.97%
Unit 3	Fabric Filter Plant (FFP)	99.99%	Flue Gas Desulphurisation (FGD)	99.93%
Unit 4	Fabric Filter Plant (FFP)	99.98%	Flue Gas Desulphurisation (FGD)	99.98%
Unit 5	Fabric Filter Plant (FFP)	99.98%	Flue Gas Desulphurisation (FGD)	99.99%
Unit 6	Fabric Filter Plant (FFP)	99.99%	Flue Gas Desulphurisation (FGD)	99.99%

Note: The FFP and FGD plant does not have a bypass mode; therefore, it operates at 100% utilization.

6. Monitoring reliability (%)

Associated Unit/Stack	PM	SO ₂	NO
Unit 1	Off	Off	Off
Unit 2	100.0	100.0	100.0
Unit 3	100.0	100.0	100.0
Unit 4	100.0	99.5	99.2
Unit 5	99.5	97.8	99.2
Unit 6	86.1	83.0	86.5

Note: NO_x emissions are measured as NO in PPM. The final NO_x value is expressed as total NO₂ equivalent.

7. Emissions Performance

Table 7.1: Monthly tonnages for the month of March - 2026

Associated Unit/Stack	PM (tons)	SO ₂ (tons)	NO _x (tons)
Unit 1	Off	Off	Off
Unit 2	1.6	17	99
Unit 3	5.8	198	698
Unit 4	10.8	68	544
Unit 5	9.4	25	564
Unit 6	0.6	34	307
SUM	28.14	342	2 211

Table 7.2: PM AEL Daily Compliance – March 2026

Associated Unit/Stack	Normal	Grace	Section 30	NC	Total Exceedance	Mnth Avg (mg/Nm ³)
Unit 1	Off	Off	Off	Off	Off	Off
Unit 2	6	0	0	0	0	5.6
Unit 3	31	0	0	0	0	2.9
Unit 4	31	0	0	0	0	5.2
Unit 5	31	0	0	0	0	4.9
Unit 6	12	0	0	0	0	0.7
SUM	111	0	0	0	0	

Table 7.3: SO₂ AEL Daily & Monthly Compliance – March 2026

Associated Unit/Stack	Normal	Grace	Section 30	NC	Total Exceedance	Mnth Avg (mg/Nm ³)
Unit 1	Off	Off	Off	Off	Off	Off
Unit 2	7	0	0	0	0	54.0
Unit 3	31	0	0	0	0	93.0
Unit 4	31	0	0	0	0	31.2
Unit 5	31	0	0	0	0	12.2
Unit 6	12	0	0	0	0	43.1
SUM	112	0	0	0	0	

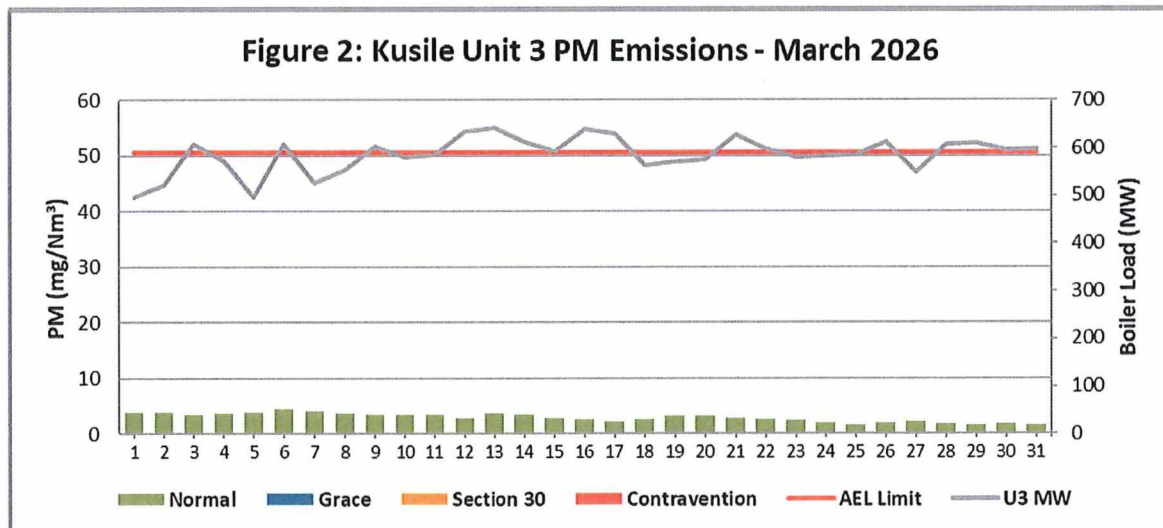
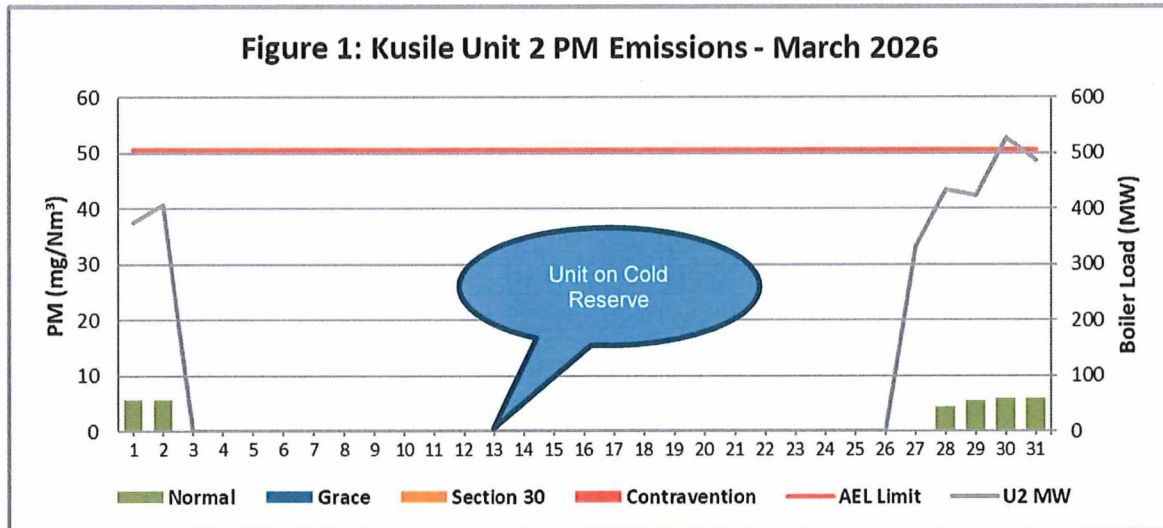
Table 7.4: NO_x AEL Daily Compliance – March 2026

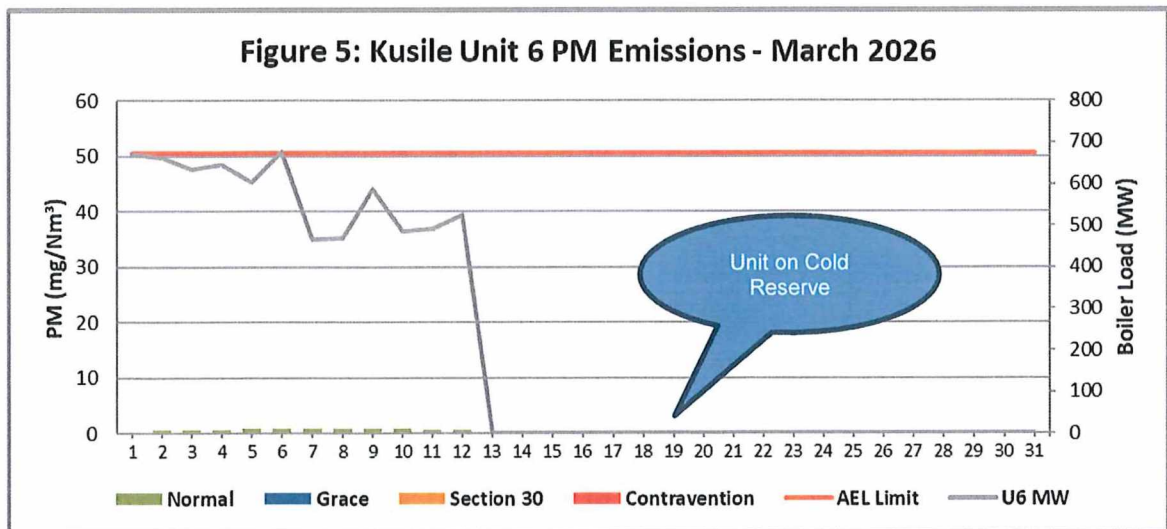
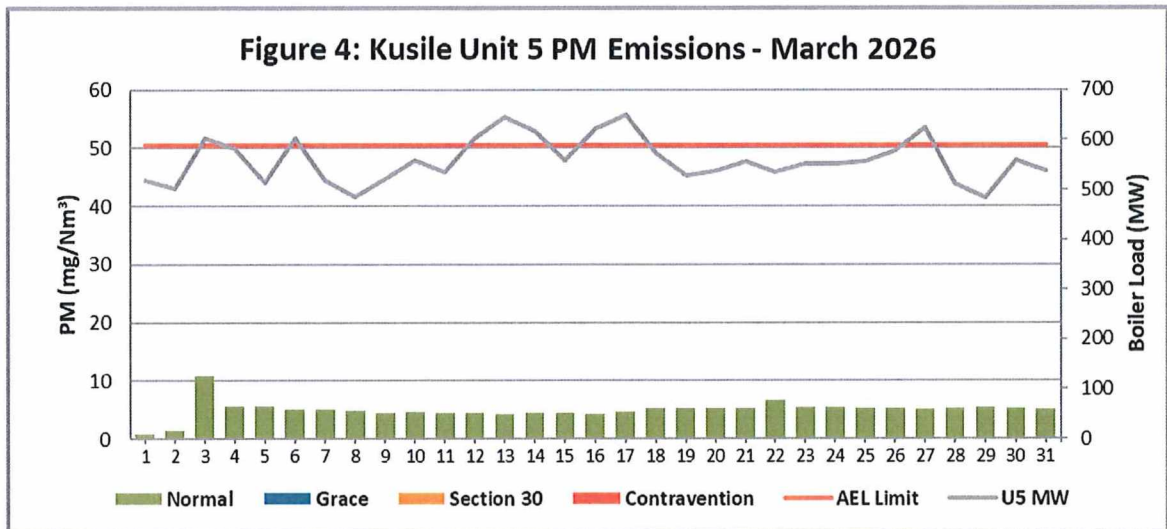
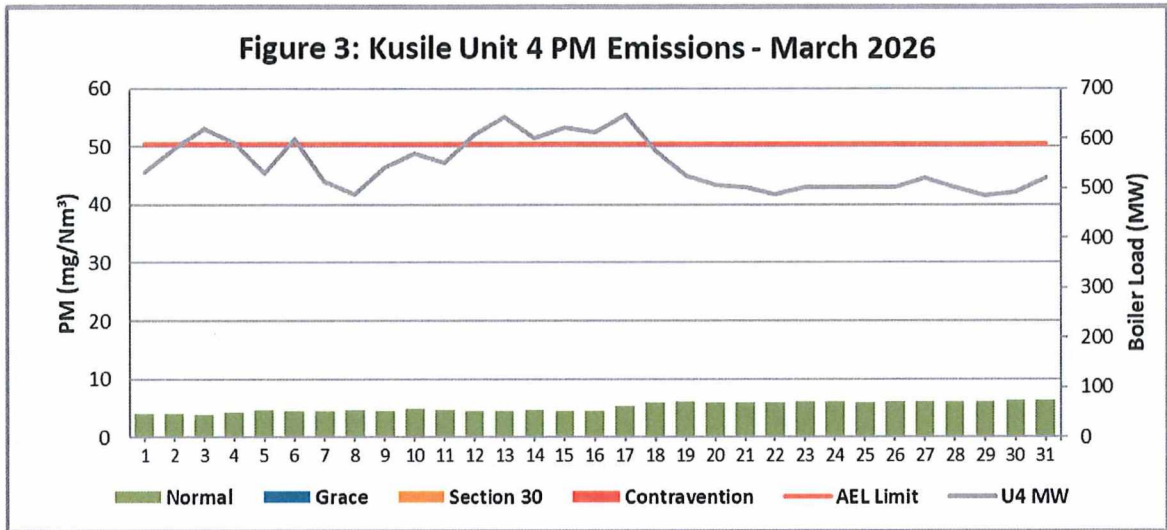
Associated Unit/Stack	Normal	Grace	Section 30	NC	Total Exceedance	Mnth Avg (mg/Nm ³)
Unit 1	Off	Off	Off	Off	Off	Off
Unit 2	7	0	0	0	0	306.5
Unit 3	31	0	0	0	0	336.5
Unit 4	31	0	0	0	0	259.5
Unit 5	31	0	0	0	0	283.6
Unit 6	12	0	0	0	0	431.1
SUM	112	0	0	0	0	

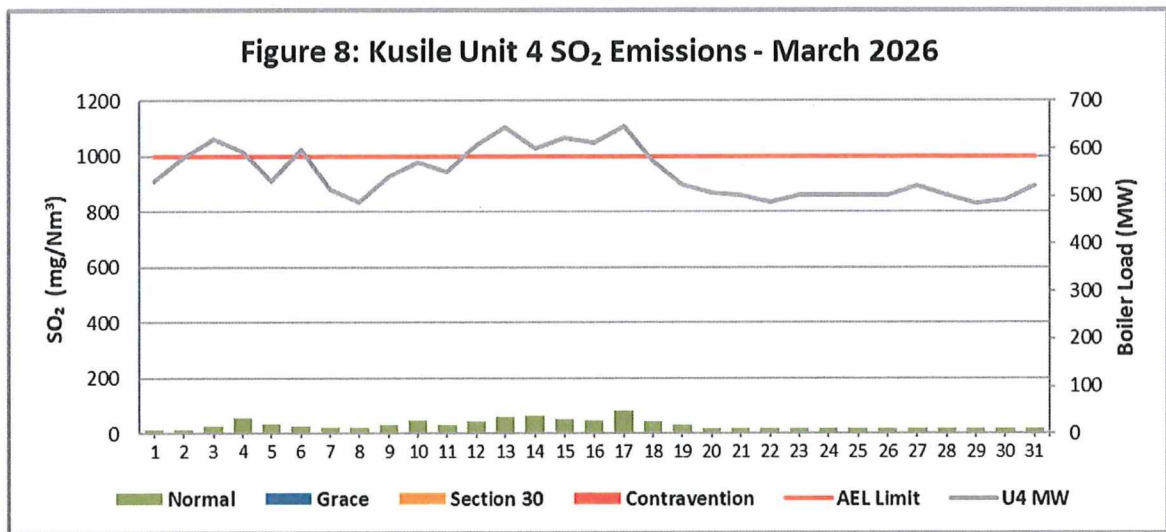
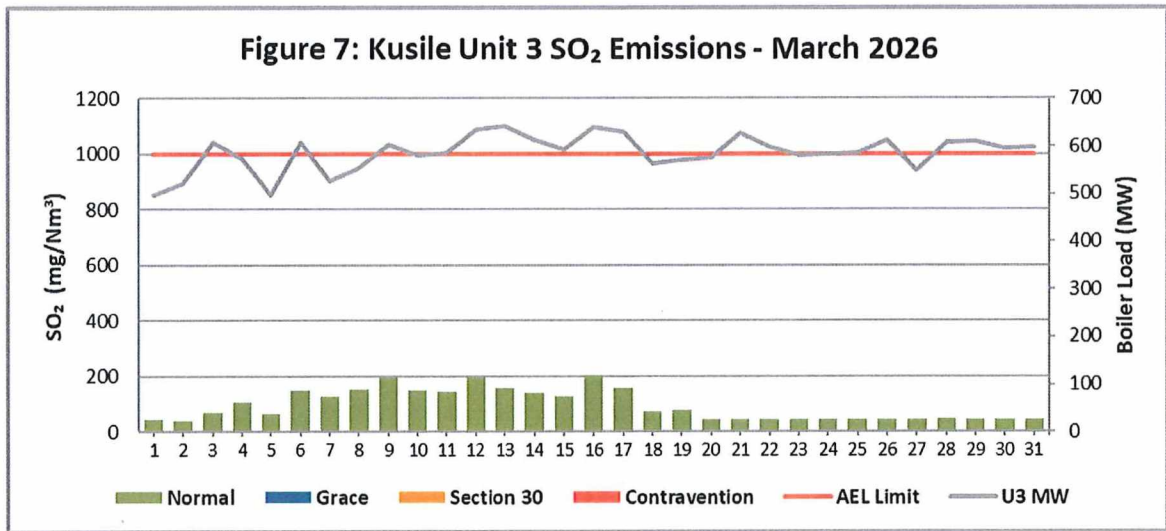
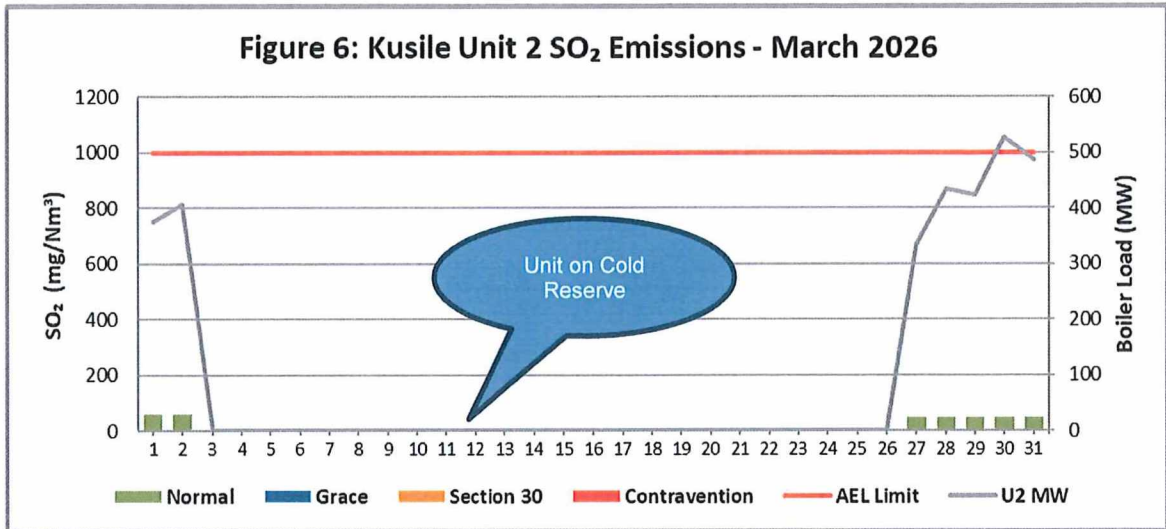
KUSILE POWER STATION'S MONTHLY EMISSIONS REPORT FOR MARCH 2026 -
17/4/AEL/MP311/12/01

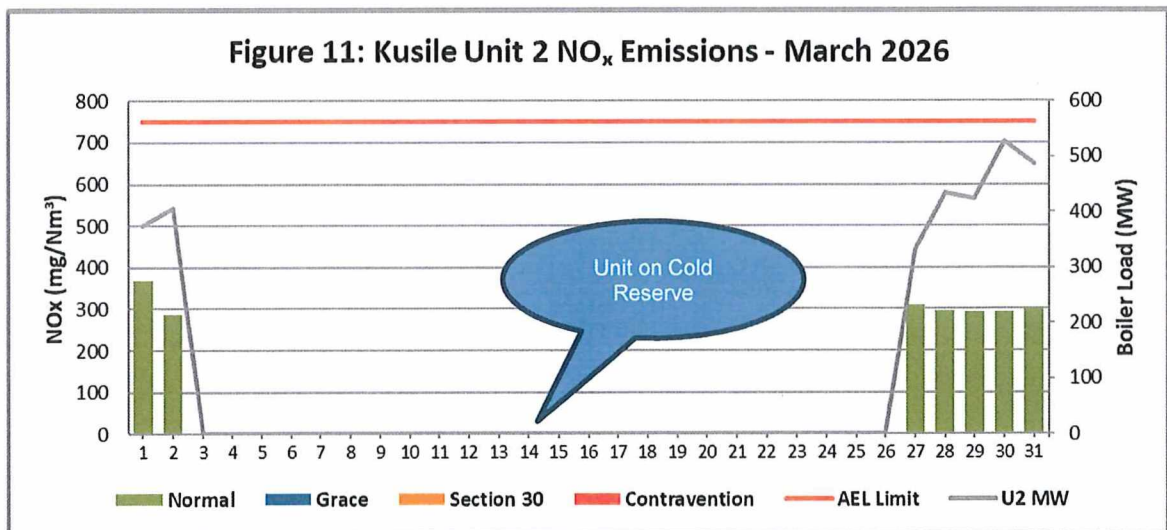
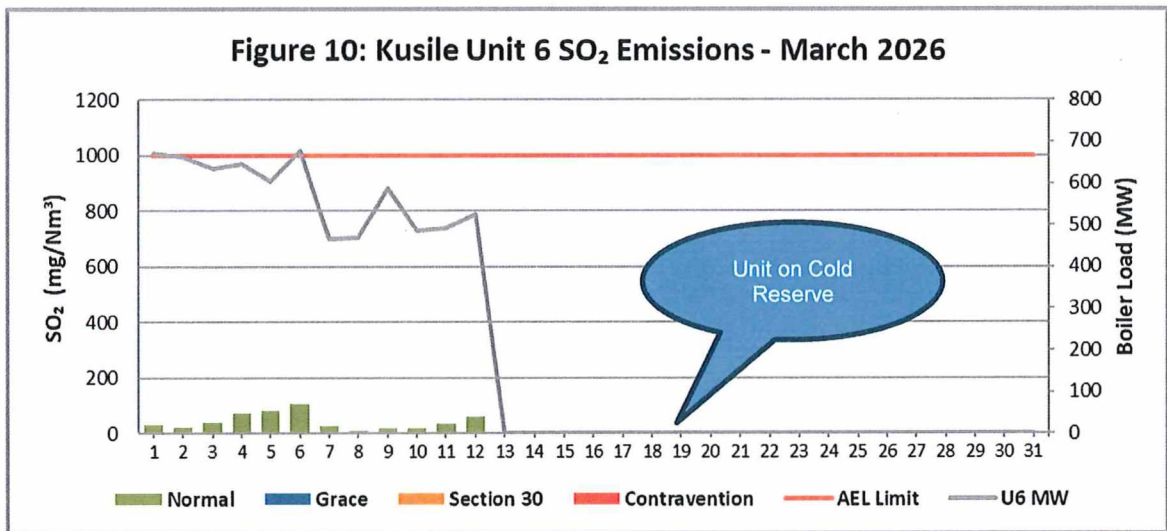
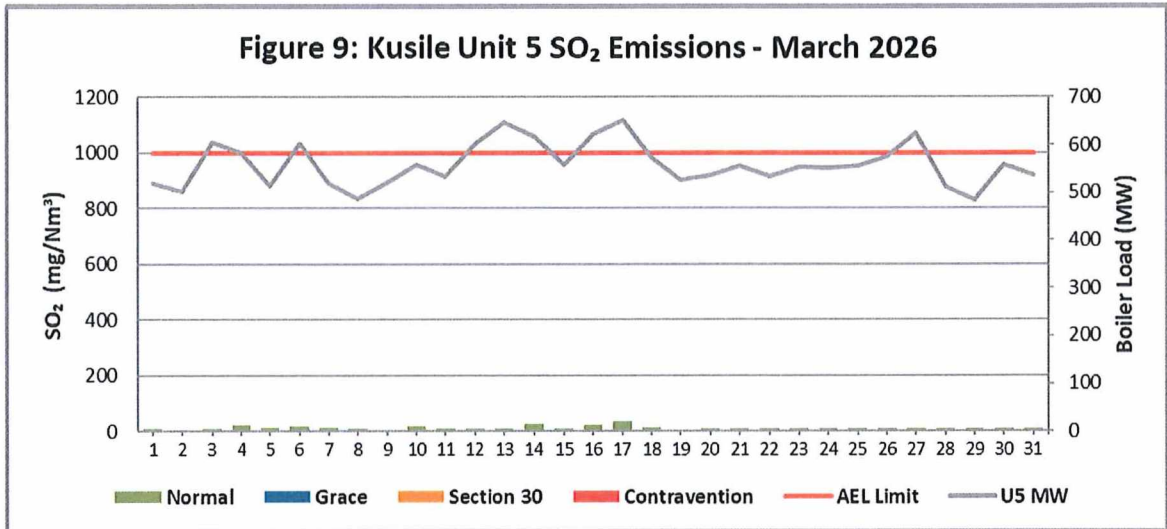
Table 7.5: Legend Description

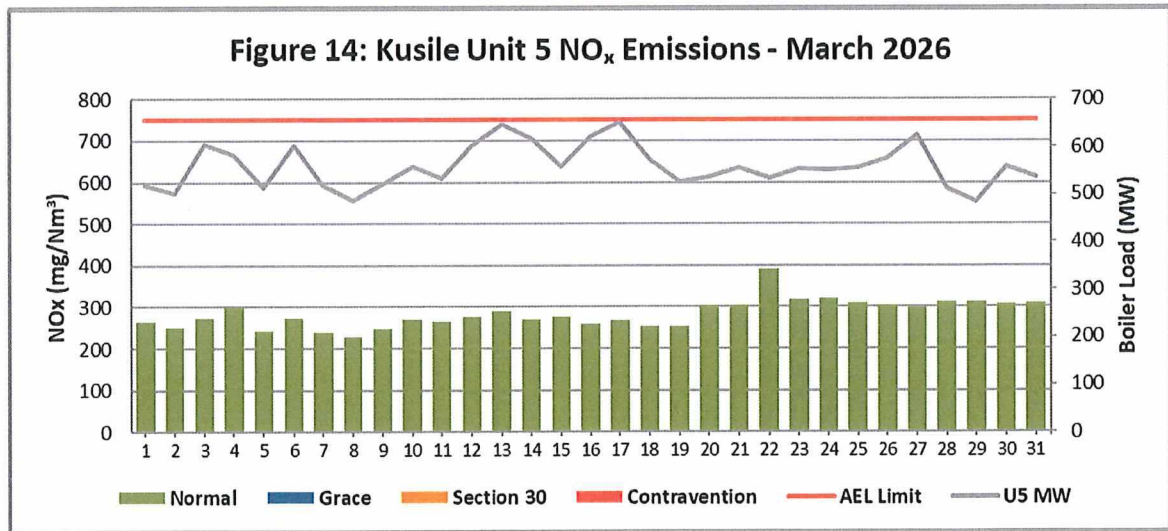
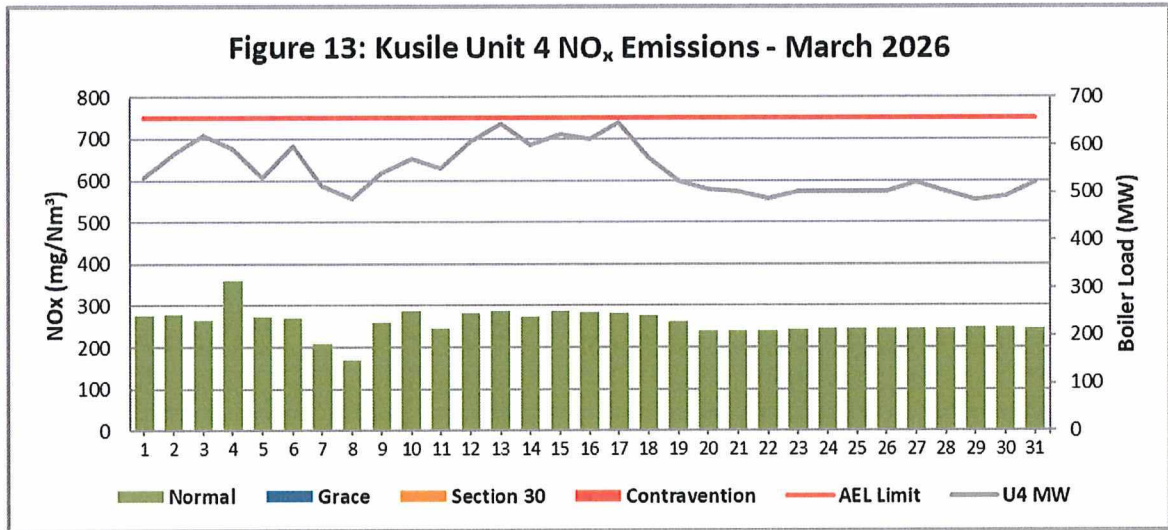
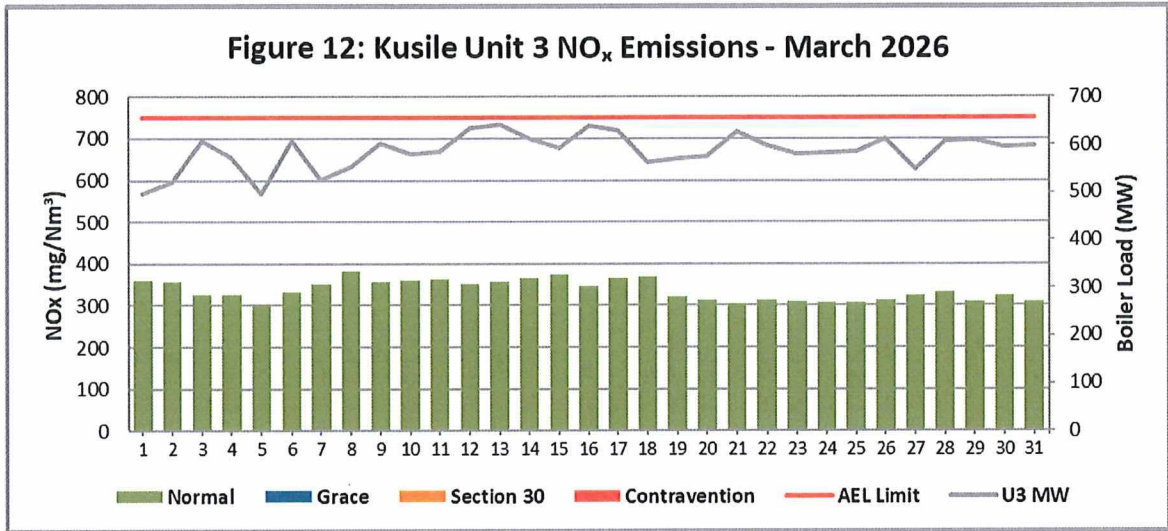
Condition	Colour	Description
Normal	Green	Emissions below Emission Limit Value (ELV)
Grace	Blue	Emissions above the ELV during grace period
Section 30	Orange	Emissions above ELV during a NEMA S30 incident
Contravention	Red	Emissions above ELV but outside grace or S30 incident conditions

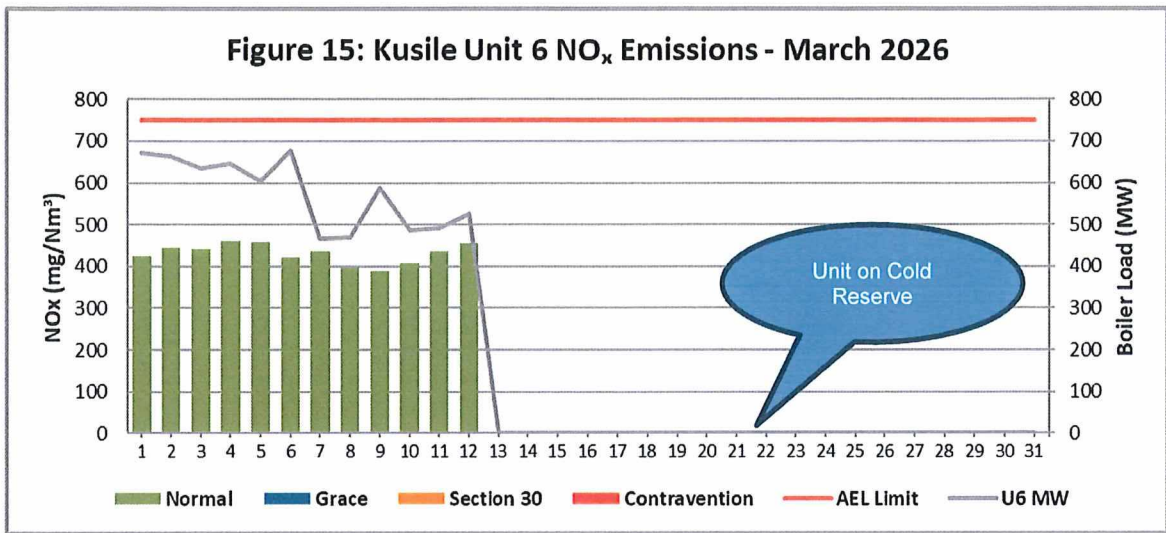












8. Correlation and Parallel test status

Unit 1:

- Unit 1 is operating with valid correlation curves and parallel factors.

Unit 2:

- Unit 2 is operating with valid correlation curves and parallel factors.

Unit 3

- Unit 3 is operating with valid correlation curves and parallel factors.

Unit 4:

- Unit 4 is operating with valid correlation curves and parallel factors.

Unit 5

- Unit 5 is operating with valid correlation curves and parallel factors.

Unit 6

- Unit 6 is operating with valid correlation curves and parallel factors

KUSILE POWER STATION'S MONTHLY EMISSIONS REPORT FOR MARCH 2026 -
17/4/AEL/MP311/12/01

9. Shut down and Light up information

Event Description	Event 1		Event 2		
Unit 2	Breaker Open (BO)	4:15 pm	2026/02/26	8:05 pm	2026/03/02
	Draught Group (DG) Shut Down (SD)	DG did not trip or SD	DG did not trip or SD	DG did not trip or SD	DG did not trip or SD
	BO to DG SD (duration)	n/a	DD:HH:MM	n/a	DD:HH:MM
	Fires in time				
	Synch. to Grid (or BC)				
	Fires in to BC (duration)		DD:HH:MM		DD:HH:MM
	Emissions below limit from BC (end date)				
	Emissions below limit from BC (duration)		DD:HH:MM		DD:HH:MM

Event Description	Event 1		
Unit 3	Breaker Open (BO)	12:10 am	2026/03/27
	Draught Group (DG) Shut Down (SD)	DG did not trip or SD	DG did not trip or SD
	BO to DG SD (duration)	n/a	DD:HH:MM
	Fires in time		
	Synch. to Grid (or BC)		
	Fires in to BC (duration)		DD:HH:MM
	Emissions below limit from BC (end date)		
	Emissions below limit from BC (duration)		DD:HH:MM

KUSILE POWER STATION'S MONTHLY EMISSIONS REPORT FOR MARCH 2026 -
17/4/AEL/MP311/12/01

Event Description	Event 1		
Unit 5	Breaker Open (BO)	1:10 pm	2026/03/02
	Draught Group (DG) Shut Down (SD)	DG did not trip or SD	DG did not trip or SD
	BO to DG SD (duration)	n/a	DD:HH:MM
	Fires in time		
	Synch. to Grid (or BC)		
	Fires in to BC (duration)		DD:HH:MM
	Emissions below limit from BC (end date)		
	Emissions below limit from BC (duration)		DD:HH:MM

Event Description	Event 1		
Unit 6	Breaker Open (BO)	12:00 am	2026/03/13
	Draught Group (DG) Shut Down (SD)	DG did not trip or SD	DG did not trip or SD
	BO to DG SD (duration)	n/a	DD:HH:MM
	Fires in time		
	Synch. to Grid (or BC)		
	Fires in to BC (duration)		DD:HH:MM
	Emissions below limit from BC (end date)		
	Emissions below limit from BC (duration)		DD:HH:MM

10. Complaints

There were no complaints for the month of March 2026

Source Code / Name	Root Cause Analysis	Calculation of Impacts / emissions associated with the incident	Dispersion modeling of pollutants where applicable	Measures implemented to prevent reoccurrence
No complaints reported for the month of March 2026.				