

Mr. Mcebo Mkhathshwa
Air Quality Officer
Fezile Dabi District Municipality
P.O Box 10
SASOLBURG
1947

Date:
25 May 2026

Enquiries:
S Xulu
Tel +27 16 457 5947

LRP16PLA016_0518/2026/05/21

Dear Mr. Mkhathshwa

LETHABO POWER STATION ANNUAL EMISSION REPORT FOR THE 2025/2026 FINANCIAL YEAR

This serves as Lethabo Power Station's Annual Emission Report as required in terms of section 7.7 in the Atmospheric Emission License issued to Lethabo Power Station.

The emissions reported for Eskom's 2025/2026 financial year which is the period from 01 April 2025 to 31 March 2026.

For any additional information please do not hesitate to contact us.

Yours sincerely



Karabo Rakgolela
POWER STATION GENERAL MANAGER

	REPORT	Lethabo Power Station
---	---------------	------------------------------

Title: Lethabo Power Station Annual Emission Report 2025/26
Unique Identifier: LRP16PLA016_0518/2026/05/21
Document Type: Report
Area of Applicability: Environment
Report date: May 2026
Disclosure Classification: Controlled Disclosure

Signatures:

Compiled by:



S Xulu
Environment Officer

Date: 2026/05/25

Verified by:



W de Klerk
Senior Advisor

Date: 2026 05 25


Reviewed by:



M Hariram
Environmental Manager

Date: 2026-05-26

Reviewed by:



P Malinga
PE Manager

Date: 25/05/2026


Reviewed by:



L Nel
C & I Eng Manager

Date: 2026/05/26

Reviewed by:



C Govinden
BPE Manager

Date: 2026/05/25

Reviewed by:



T Njapha
Engineering Manager

Date: 2026/05/26

Approved by:



H Sewsunker
Technical Manager

Date: 2026/5/26

CONTROLLED DISCLOSURE

When downloaded from the Document Management System, this document is uncontrolled and the responsibility rest with the user to ensure it is in line with the authorised version on the system
 No part of this document may be reproduced without the expressed consent of the copyright holder,
 Eskom Holdings SOC Ltd Req No 2002/015527/30

1 TOTAL EMISSIONS TONNAGES FOR THE 2025/2026 FINANCIAL YEAR

The emissions in the table below are for the 2025/2026 financial year.

Table 1: Total Emissions for 2025/2026 Financial year

Power Station	Coal-fired emissions (tons/annum)	Fuel-oil emissions (tons/annum)	Total (tons/annum)
Lethabo Power Station	PM: 10 518 SO₂: 178 973 NO_x: 84 233	PM: Not Calculated SO₂: 662.45 NO_x: Not Calculated	PM: 10 518 SO₂: 179 635 NO_x: 84 233

Eskom Research Technology and Development (RT&D) calculated figures were used for reporting gaseous emissions and are subject to data integrity reviews by external service providers. Particulate Matter (PM) are recorded CEMS data.

2 POLLUTION EMISSION TRENDS:

During the 2026 financial year, the station implemented an improved methodology for estimating emissions during periods when continuous emissions monitors (CEMs) recorded maximum values. Previously, when monitors reached their upper detection limits a constant surrogate value were used for emissions, however the associated emissions data were not fully representative of actual conditions, particularly during plant upsets or equipment limitations.

To improve accuracy, the updated approach now incorporates Electrostatic Precipitator (ESP) field availability as a key factor when emissions monitors are maxed out. Specifically, surrogate emissions values are calculated based on empirical data obtained from controlled simulations of upset conditions. These simulations are based on actual particulate matter (PM) measurements that better reflect emission levels when ESP field availability is reduced or impaired.

Following the implementation of the new correlation and parallel curves/factors, the station observed a significant decline in reported ash emitted figures. This trend became evident after the completion of the backfitting exercise using the new correlation factors. This exercise resulted in lower calculated ash emission values, indicating a substantial change in the figures as opposed to what was initially reported when the units had expired curves. This exercise indicated the importance of ensuring that the station operates with valid correlation factors all the time. The exercise of backfitting data was completed in March 2026, as such the total tonnages reported from April to December 2025 monthly reports, are replaced with the tonnages below and they were also resubmitted under each month’s submission.

Table 2: Monthly Emissions Trends 2025/2026 financial year coal fired

CONTROLLED DISCLOSURE

Month	PM (tons)	SO ₂ (tons)	NO _x (tons)
April 2025	1562	12640	6343
May 2025	1026	14691	6960
June 2025	611	14215	6765
July 2025	906	14032	6802
August 2025	901	16917	7457
September 2025	943	15895	7235
October 2025	561	14684	6946
November 2025	716	15924	6841
December 2025	736	14005	7143
January 2026	841	15902	7790
February 2026	888	16599	7549
March 2026	827	13468	6401

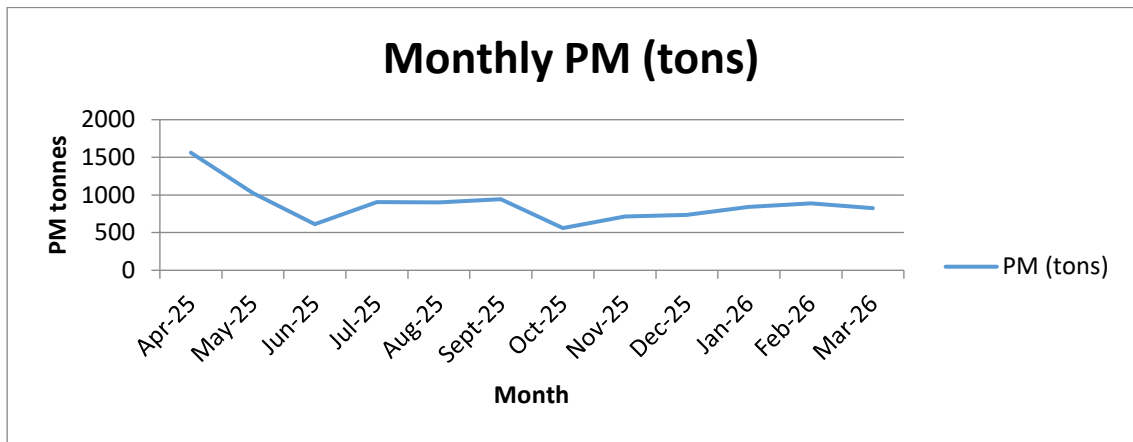


Figure 1: Graphical representation of PM monthly data

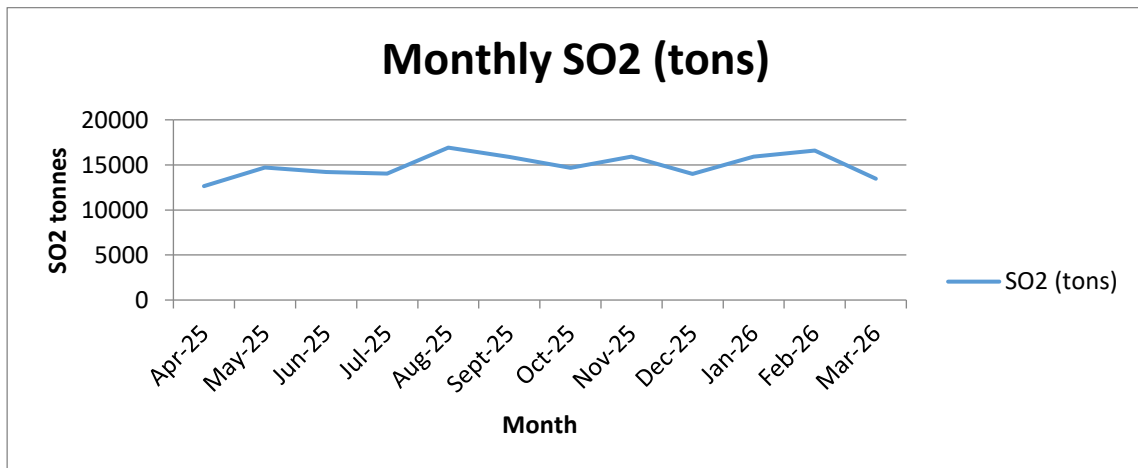


Figure 2: Graphical representation of SO₂ monthly data

CONTROLLED DISCLOSURE

When downloaded from the Document Management System, this document is uncontrolled and the responsibility rest with the user to ensure it is in line with the authorised version on the system
 No part of this document may be reproduced without the expressed consent of the copyright holder,
 Eskom Holdings SOC Ltd Req No 2002/015527/30

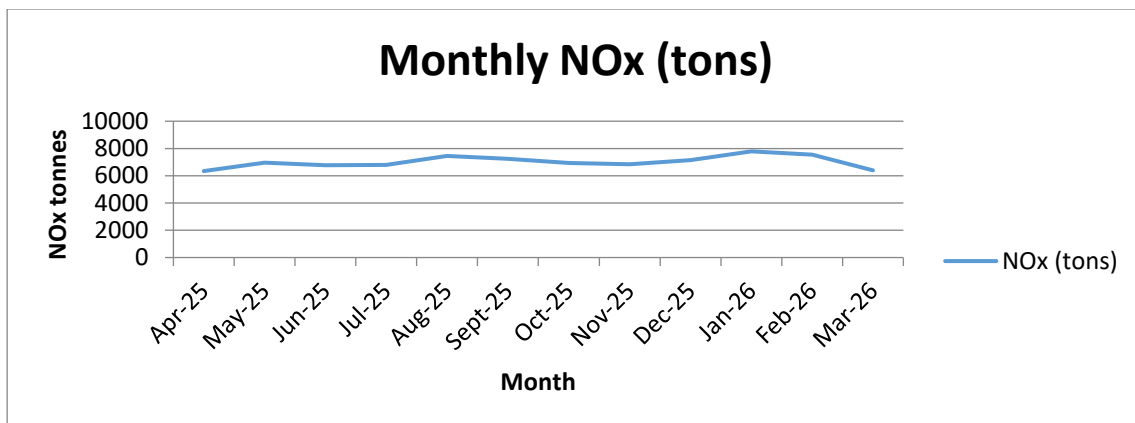


Figure 3: Graphical representation of NO_x monthly data

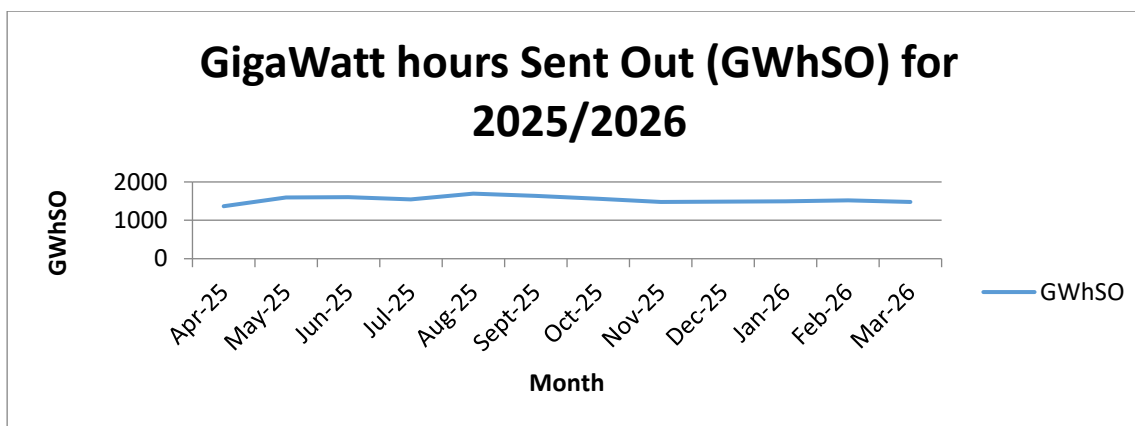


Figure 4: Graphical representation of GigaWatt hours sent out

The emission trends shown in the above table and graphs largely reflect the load of the power station as can be seen in the last graph.

3 MONITORING DATA AVAILABILITY

Table 3: A general oversight of monitoring data availability for Lethabo Power Station 2025/2026 in terms of percentage availability for the year. All parameters are above the minimum 80% availability required according to the Minimum Emissions Standards.

Table 3: CEMS Data availability

	Unit 1	Unit 2	Unit 3	Unit 4	Unit 5	Unit 6
PM	99%	99%	99%	99%	98%	97%
O ₂	98%	99%	95%	97%	98%	98%
SO ₂	98%	96%	98%	96%	98%	96%
NO _x	98%	96%	98%	96%	98%	96%

NOTE: Availability reported for when units were online only

CONTROLLED DISCLOSURE

When downloaded from the Document Management System, this document is uncontrolled and the responsibility rest with the user to ensure it is in line with the authorised version on the system
 No part of this document may be reproduced without the expressed consent of the copyright holder,
 Eskom Holdings SOC Ltd Req No 2002/015527/30

4 LEGAL COMPLIANCE (AUDIT) REPORT/S

Minimum Emissions Standards Postponement Decision 31 March 2025

MES exemption decision for Lethabo, Duvha, Matla, Tutuka, Kendal, Majuba, Medupi and Matimba issued 31 March 2025.

- As a result of the above MES decision, Lethabo Power Station received a new AEL (FDDM-MET-2011-P1-25-E1) in September 2025 and was affective from 1 October 2025 and is valid until 31 October 2030. Key changes in the new AEL are as follow:
 - Exemption was granted to each unit in terms of the MES limit for PM, as per the table below:

Station	Unit	PM limit	PM Compliance date	NOx limit	SO ₂ limit
Lethabo	U6	50 mg/Nm ³	1 Apr'25	1 100 mg/Nm ³ (Exemption till 1 April 30.)	2 600 mg/Nm ³ (Exemption till 1 April 2030. Request was till shutdown)
	U2, U3	100 mg/Nm ³	1 Apr'26		
	U5	100 mg/Nm ³	1 Oct'26		
	U4	100 mg/Nm ³	1 Apr'27		
	U1	100 mg/Nm ³	1 Oct'27		

- The following interventions are required, based on the MES Decision that was issued by the minister, namely Health Interventions, Socio-economic interventions, Air Quality Transparency and Governance and Continuous Monitoring data to be reported on the South African Air Quality Information System weekly.
- The station is required to submit an Ash Disposal Facility (ADF) rehabilitation plan to the authorities, six months after issuance of the new AEL. The decision was taken to update the exiting ash dump operating manual with the latest requirements; however, progress has been slow and limited support is provided to complete this task. In order to complete the plan before submission date, parties will need to provide additional support the operating department.
- The allowed fuel oil consumption was increased from 1700 tonnes to 3700 tonnes
- The point source licence limits were updated as per the MES Decision document above.
- The station no longer has 72 hours for upset, maintenance and shut down conditions. This was reduced to 48 hours only for all conditions.
- Additional line or area dust sources are included in the licence, for example the ash conveyor belts and emergency offloading.
- For NOx emissions, the station is exempt until 31 March 2030, after which the “new plant” limits of 750mg/Nm³ will apply. It is therefore critical that the station ensure that low NOx burner project is completed by then.

CONTROLLED DISCLOSURE

Legal compliance audit

During the AEL Compliance Review conducted by Eskom Generation Environmental management, the station incurred multiple non-compliances. Extended PM emission exceedances occurred on Units 3 and 5 between 22–30 April 2025, and on Unit 4 from 5 and 13–18 November 2025, indicating that proper maintenance and operation of the plant were not demonstrated. Monthly PM averages exceeded limits from April through August 2025, with no downward trend observed in August and September, showing that emissions were not minimized or contained.

Further concerns arose from the use of a service provider that was not SANAS accredited, meaning measurement, sampling, and analysis could not be verified against national or international standards. Evidence of accredited laboratory use was also lacking, undermining quality assurance. The station exceeded PM emission limits across multiple units—Units 1, 3, 5, and 6 in April 2025, Unit 4 in July 2025, and Units 1, 4, and 6 in November 2025—during start-up, maintenance, shut-down, and upset conditions, failing to take reasonable measures to control emissions. Exceedances lasted beyond the allowable 48-hour (new AEL) and 72-hour (old AEL) thresholds and were not covered under Section 30 of the National Environmental Management Act. These prolonged exceedances reflect a failure to prevent or mitigate risks to human health and the environment. Finally, the station operated with expired correlations and parallel tests for more than a year across all six units, further compromising compliance assurance.

NEMA S30 Incidents and Legal Contraventions

Eskom Sustainability received communication from DFFE regarding the nature of NEMA Section 30 incidents reported by the organisation, especially referring to incidents related to atmospheric emissions licences (AEL). It is the opinion of DFFE that the majority of the AEL related NEMA Sections 30, do not meet the definition of an incident as these are not “unexpected”, nor “sudden”. As such, the power stations were requested to refrain from reporting emissions related incidents to DFFE as per the guidelines; but rather report such incidents to the local licencing authority as non-compliances. In the light of the request from DFFE it means that any emissions related exceedances lasting for longer than 48 hours, is regarded as the legal contraventions (noncompliance to the AEL).

From 1 April 2025 to 31 March 2026 there have been several PM exceedances as reflected in the table below. There was also one NOx under grace period in February 2026, but no SO2 exceedances occurred in the financial year.

Table 4 illustrate incidents where the PM emissions were exceeded for more than 48 hours.

Table 4: Legal contravention incidents

Type	Incident	Date	Summary of event
LC	Unit 1 PM Exceedances	2025/04/17	Indication shows that the ESP were poor performing due to high hopper levels on the dust handling plant,

CONTROLLED DISCLOSURE

When downloaded from the Document Management System, this document is uncontrolled and the responsibility rest with the user to ensure it is in line with the authorised version on the system
 No part of this document may be reproduced without the expressed consent of the copyright holder,
 Eskom Holdings SOC Ltd Req No 2002/015527/30

Type	Incident	Date	Summary of event
			which then contributed to the station's AEL conditions being contravened
LC	Unit 4 PM Exceedances	2025/04/22	Indicates that on 19 April, manual rapping was implemented on the unit to improve ESP performance. However, when the conditions did not improve, the Left Hand Outer (LHO) ESP casing was taken offline for internal repairs. During this time, the third mill tripped, resulting in the unit load being reduced to 250 MW. The boiler condition was not ideal, and fuel oil was burned to stabilize combustion; however, the burning of fuel oil poses a risk to the ESPs, and no abatement technology was in service while the boiler was under fuel oil support. While under this condition, the PM emissions monitors maxed out. The unit was shut down during the evening of 22 April for boiler tube leak repairs, ending the legal contravention.
LC	Unit 3 PM Exceedances	2025/04/22	Indication shows that the ESP were poor performing due to a number internal and external outstanding defects such as radiator leaks on the transformer and optimization of the rapping system not done, which then contributed to the AEL conditions being contravened. Additionally, post-outage optimization has not been completed on this unit as yet due to several light ups and shutdowns taking place.
LC	Unit 5 PM Exceedances	2025/04/23	The SO ₃ plant was switched off for cooling fan repairs, but the air blower took 3 days to complete, which then contributed to the station's AEL conditions being contravened. After repairs on the SO ₃ plant was complete, the unit continued to exceed until the 2 May 2025
LC	Unit 6 PM Exceedance	2025/04/27	Indication shows that the rapping system on the ESP was turned off due to optimization that was taking place during that period, hence the unit contravened station AEL. Also, the DHP was contributing as the high hopper levels increased while ESP were poor performing.
LC	Unit 1 PM Exceedances	2025/11/08	The unit had high hopper levels from the 5th of November 2025, and the emissions were running high even at reduced 400 MW load. Right Hand Outer Casing was poor performing. Clean rapping was brought forward on the 6th of November midnight, but emissions were still high the following day. RHO and LHI casings were not performing. Planned LHI casing outage for the weekend delayed due to rain and communication gaps between BPE, Production and Ops after BPE regarding timelines and expectations for LHI casing repairs.
LC	Unit 4 PM Exceedances	2025/11/05 2025/11/13	On 01 November 2025 at 01h00, clean rapping was done as per routine and slight increase in ESP performance was observed with daily emissions reading values coming below 100 mg/Nm ³ . However, emissions were noted to increase linearly at constant load with deteriorating casing performance as shown in figure 6 from 05h00 to 14h00. Subsequently, test

CONTROLLED DISCLOSURE

Type	Incident	Date	Summary of event
			rapping was carried out at approximately 15h00 for 20 minutes as advised by BPE to mitigate the issue of poor ESP performance; and a similar trend as in the morning was observed and emissions behaviour was consistent. It was noted that there were 7 x ESP fields were out of service and sulphur plant in service. Challenges with BFPT were also noted on the day. Shift Manager contacted the GM/ PE/ Engineering Manager on standby regarding unit high emissions and unable to drop load due to BFPT and EFP issues. There were issues reported on the RH casings regarding dampers failing to close tight. Emissions were also noted to be on the high side for the day and there were existing high hopper levels.
LC	Unit 6 PM Exceedances	2025/11/16	Unit 6 returned from turbine steam leak repairs on the 14th of November 2025. During opportunity all four casings were washed to improve ESP performance when the unit returns. When the unit returned there were several high hopper levels due to water ingress found into the hoppers. Resulting in high emissions. During the period of poor ESP performance load was increase on the unit without consulting the emissions spreadsheet and monitoring for high emissions, resulting in a contravention.
LC	Unit 3 PM Exceedances	2025/12/13	This exceedance was directly attributable to SO ₃ conditioning significantly reduced the collection efficiency of the ESP resulting in elevated emissions.
LC	Unit 4 PM Exceedance	2025/12/20	Indications show that ESP were poor performing calling for the need to upgrade ESP plant components during the outage. LHI, LHO, RHO and RHI casings had several fields which were not giving desired output even at the reduced load and there was a need to replace rapper bars which would require more than 48 hours duration for repairs.
LC	Unit 4 PM Exceedance	2026/02/24	Indications show that ESP were poor performing calling for the need to upgrade ESP plant components during the outage because the emissions were still high even at the load of 400MW. This exceedance was exacerbated by 20 high hopper levels reported which then forced the isolation of RHO casing and the emissions still went further up.
LC	Unit 1 PM Exceedance	2026/02/26	The emissions reported to be above limit with 130 mg/Nm ³ on the 23rd of February 2026 and were projected for exceedance the following day. Contributed by poor ESP performance, number of defected fields, high hopper levels and clean rapping conducted at high loads.
LC	Unit 6 PM Exceedance	2026/02/27	Findings indicate that the incident resulted due to Unreliable HFT performance caused by inherent design and configuration deficiency (maintenance frequency increased beyond OEM expectation)

5 MAJOR UPGRADES OR PROJECTS:

CONTROLLED DISCLOSURE

When downloaded from the Document Management System, this document is uncontrolled and the responsibility rest with the user to ensure it is in line with the authorised version on the system
No part of this document may be reproduced without the expressed consent of the copyright holder,
Eskom Holdings SOC Ltd Req No 2002/015527/30

High Frequency Transformer Upgrades

Lethabo Power Station undertook a project for retrofitting all the transformers on the Electrostatic Precipitators (ESP) with High Frequency Transformers (HFT) to improve efficiency of the flue gas cleaning system.

- High Frequency Transformer Rollout Project
 - Project Status: All units have been fitted with the HFT's and therefore this will be indicated as complete going forward.

Sulphur Trioxide (SO₃) Plant Upgrades

- Planned Completion: August 2026
- Project Status:
 - All unit's SO₃ plant was completed in February 2026 with Unit 5 returning to service. The new common sulphur supply tank was commissioned, and the old tank was disconnected to be refurbished.

Electrostatic Precipitator (ESP) Upgrade

To enhance the performance of particulate matter (PM) emissions, the electrostatic precipitator (ESP) upgrade project entails a comprehensive refurbishment of the first four fields on the ESP casings for each unit at the power station. Units 2,3,5 and 6 have been completed, however there are optimisation processes which are still being undertaken on these units:

- Unit 6 completed September 2024
- Unit 3 completed February 2025
- Unit 2 completed September 2025
- Unit 5 completed February 2026
- Unit 4 currently being implemented

6 RESULTS OF SPOT MEASUREMENTS OR CORRELATION TESTS

CONTROLLED DISCLOSURE

When downloaded from the Document Management System, this document is uncontrolled and the responsibility rest with the user to ensure it is in line with the authorised version on the system
No part of this document may be reproduced without the expressed consent of the copyright holder,
Eskom Holdings SOC Ltd Req No 2002/015527/30

Overview of dates of last conducted CEMS verification tests for PM, SO₂ and NO_x as indicated in the table below. The station is in progress of conducting isokinetic tests on all units. Unit 1 is complete.

Table 5: Dates of next spot measurements and correlation tests

Unit	PM	SO₂	NO_x
Unit 1	27 January 2027	25 March 2027	25 March 2027
Unit 2	3 December 2027	3 December 2027	3 December 2027
Unit 3	3 July 2027	3 July 2027	3 July 2027
Unit 4	14 March 2027	19 May 2027	19 May 2027
Unit 5	17 March 2028	17 March 2028	17 March 2028
Unit 6	8 April 2027	5 May 2027	5 May 2027

The Emissions Monitoring and Reporting Standard (240-56242363) suggest that stations do Dust Correlations and Gaseous Parallel Tests every 21-23 months, due to the lead times associated with these tests, the receipt of reports and the implementing of the outcomes of the tests. For Lethabo new tests have been completed on all of the units, Unit 5 tests awaiting reports for implementation and backfitting.

7 NAEIS REPORTING:

The National Atmospheric Emissions Inventory System (NAEIS) report for 2025 reporting period will be submitted in June 2026. The report will be manually compiled and submitted to DFFE as the online inventory system is currently down, as communicated by the National Air Quality Officer.

CONTROLLED DISCLOSURE

When downloaded from the Document Management System, this document is uncontrolled and the responsibility rest with the user to ensure it is in line with the authorised version on the system
 No part of this document may be reproduced without the expressed consent of the copyright holder,
 Eskom Holdings SOC Ltd Req No 2002/015527/30

8 AN EXPLANATION OF ALL INSTANCES WHERE MINIMUM EMISSION STANDARDS WERE EXCEEDED:

All PM exceedances occurred within the 72-hour (for old licence) and 48-hour (for new licence) grace period for start-ups, shutdown, upset and maintenance conditions as stipulated in section 7.3. of the Lethabo Power Station Atmospheric Emission Licence (FDDM-MET-2011-08-P1-E1). Where the applicable grace periods were exceeded, a Legal contravention in terms of the AEL were reported and indicated in Table 4. Note remediation measure and effectiveness – Load losses and Plant repairs were carried out where possible. Table 6 reflect an overview of Particulate Matter (PM) daily average limit exceedances for 2025/2026 financial year. One gaseous exceedances recorded on NOx for the 2025/2026FY.

Table 6 Particulate Matter Exceedances

Exceedance	Unit	Exceedance Date	Reason for exceedance
1	1	01 April 2025	Poor ESP casing performance. SO ₃ Plant Challenges.
2	3	01 April 2025	Poor ESP casing performance. DHP Challenges. DHP Challenges.
3	6	01 April 2025	Higher hopper levels experienced causing poor casing performance
4	3	02 April 2025	Poor ESP casing performance. DHP Challenges. DHP Challenges.
5	5	03 April 2025	Poor ESP casing performance. DHP Challenges.
6	6	03 April 2025	Higher hopper levels experienced causing poor casing performance
7	3	04 April 2025	Poor ESP casing performance. DHP Challenges. DHP Challenges.
8	6	04 April 2025	Higher hopper levels experienced causing poor casing performance
9	1	05 April 2025	Poor ESP casing performance. SO ₃ Plant Challenges. DHP Challenges.
10	3	05 April 2025	SO ₃ Plant tripped. Poor ESP casings performance.
11	6	05 April 2025	Higher hopper levels experienced causing poor casing performance
12	5	06 April 2025	Poor ESP casing performance. DHP Challenges.
13	5	07 April 2025	Poor ESP casing performance. SO ₃ Plant tripped.
14	6	07 April 2025	Higher hopper levels experienced causing poor casing performance
15	3	08 April 2025	SO ₃ Plant tripped. Poor ESP casings performance.
16	3	09 April 2025	Poor ESP casing performance.
17	5	09 April 2025	Poor ESP casings performance.

CONTROLLED DISCLOSURE

When downloaded from the Document Management System, this document is uncontrolled and the responsibility rest with the user to ensure it is in line with the authorised version on the system
No part of this document may be reproduced without the expressed consent of the copyright holder,
Eskom Holdings SOC Ltd Reg No 2002/015527/30

Exceedance	Unit	Exceedance Date	Reason for exceedance
18	5	10 April 2025	Poor ESP casing performance. Manual rapping done.
19	1	12 April 2025	Poor ESP casing performance.
20	6	13 April 2025	LHO casing outage
21	1	14 April 2025	Poor ESP casing performance. RHI ESP casing outage.
22	5	14 April 2025	Poor ESP casing performance.
23	1	15 April 2025	Poor ESP casing performance. DHP Challenges. SO ₃ plant tripped.
24	1	16 April 2025	Poor ESP casing performance. DHP Challenges. SO ₃ plant tripped.
25	4	16 April 2025	Unit 4 start up
26	1	17 April 2025	Poor ESP casing performance. DHP Challenges. SO ₃ plant tripped.
27	4	17 April 2025	Unit 4 start up
28	5	17 April 2025	Poor ESP casing performance. DHP Challenges.
29	6	17 April 2025	Unit start-up
30	6	18 April 2025	Unit start-up
31	4	19 April 2025	Unit 4 start up
32	5	19 April 2025	Poor ESP casing performance. Manual rapping done.
33	3	20 April 2025	Unit light up
34	4	20 April 2025	Poor ESP casing performance. Manual rapping done.
35	5	20 April 2025	Poor ESP casing performance. Manual rapping done.
36	6	20 April 2025	LHI ESP casing Outage
37	3	21 April 2025	Unit light up
38	4	21 April 2025	Poor ESP casing performance. DHP Challenges.
39	5	21 April 2025	Poor ESP casing performance. SO ₃ plant challenges
40	1	22 April 2025	Unit light up
41	3	22 April 2025	Unit light up
42	4	22 April 2025	Poor ESP casing performance. LHO ESP casing outage.
43	5	22 April 2025	Poor ESP casing performance. SO ₃ plant challenges
44	6	22 April 2025	ESP Poor performance

CONTROLLED DISCLOSURE

When downloaded from the Document Management System, this document is uncontrolled and the responsibility rest with the user to ensure it is in line with the authorised version on the system
No part of this document may be reproduced without the expressed consent of the copyright holder,
Eskom Holdings SOC Ltd Req No 2002/015527/30

Exceedance	Unit	Exceedance Date	Reason for exceedance
45	1	23 April 2025	Unit light up
46	3	23 April 2025	Unit light up
47	5	23 April 2025	Poor ESP casing performance. SO ₃ plant challenges
48	1	24 April 2025	Unit light up
49	3	24 April 2025	Poor ESP casing performance. SO ₃ plant tripped. DHP Challenges.
50	5	24 April 2025	Poor ESP casing performance. SO ₃ plant challenges
51	6	24 April 2025	ESP Poor performance
52	1	25 April 2025	Unit light up
53	3	25 April 2025	Poor ESP casing performance. SO ₃ plant tripped. DHP Challenges.
54	5	25 April 2025	Poor ESP casing performance.
55	6	25 April 2025	ESP Optimisation
56	1	26 April 2025	Unit light up
57	3	26 April 2025	Poor ESP casing performance. DHP Challenges. DHP Challenges. SO ₃ plant Challenges.
58	5	26 April 2025	Poor ESP casing performance.
59	6	26 April 2025	ESP Optimisation
60	1	27 April 2025	Poor ESP casing performance. DHP Challenges. DHP Challenges.
61	3	27 April 2025	Poor ESP casing performance. DHP Challenges. DHP Challenges.
62	5	27 April 2025	Poor ESP casing performance. LHI ESP casing outage
63	6	27 April 2025	ESP Optimisation
64	1	28 April 2025	Poor ESP casing performance. DHP Challenges. DHP Challenges.
65	3	28 April 2025	Poor ESP casing performance. DHP Challenges. DHP Challenges.
66	5	28 April 2025	Poor ESP casing performance. LHI ESP casing outage
67	6	28 April 2025	ESP Optimisation
68	1	29 April 2025	Poor ESP casing performance. DHP Challenges. DHP Challenges.
69	3	29 April 2025	Poor ESP casing performance. DHP Challenges.
70	4	29 April 2025	Unit shut down
71	5	29 April 2025	Poor ESP casing performance. LHI ESP casing outage

CONTROLLED DISCLOSURE

When downloaded from the Document Management System, this document is uncontrolled and the responsibility rest with the user to ensure it is in line with the authorised version on the system
No part of this document may be reproduced without the expressed consent of the copyright holder,
Eskom Holdings SOC Ltd Reg No 2002/015527/30

Exceedance	Unit	Exceedance Date	Reason for exceedance
72	6	29 April 2025	ESP Optimisation
73	1	30 April 2025	Poor ESP casing performance. DHP Challenges. DHP Challenges.
74	3	30 April 2025	Unit shut down
75	4	30 April 2025	Poor ESP casing performance
76	5	30 April 2025	Poor ESP casing performance. DHP Challenges.
77	6	30 April 2025	ESP Poor performance
78	1	01 May 2025	Poor ESP casing performance. DHP Challenges.
79	3	01 May 2025	Unit light up
80	4	01 May 2025	Poor ESP casing performance. DHP Challenges. DHP Challenges.
81	5	01 May 2025	Poor ESP casing performance. DHP Challenges
82	1	02 May 2025	Poor ESP casing performance. DHP Challenges.
83	3	02 May 2025	Unit light up
84	1	03 May 2025	Poor ESP casing performance. DHP Challenges. SO ₃ Plant challenges
85	3	03 May 2025	Poor ESP casing performance.
86	1	04 May 2025	Poor ESP casing performance. DHP Challenges.
87	3	04 May 2025	Poor ESP casing performance.
88	1	05 May 2025	Poor ESP casing performance. DHP Challenges. Manual rapping done.
89	3	05 May 2025	Poor ESP casing performance.
90	4	05 May 2025	Poor ESP casing performance.
91	6	05 May 2025	Correlation Test - High Emissions Test
92	1	06 May 2025	Poor ESP casing performance. DHP Challenges.
93	3	06 May 2025	Poor ESP casing performance.
94	1	07 May 2025	Poor ESP casing performance. DHP Challenges. LHI ESP casing outage.
95	3	07 May 2025	Poor ESP casing performance.
96	6	07 May 2025	DHP Challenges.
97	1	08 May 2025	Poor ESP casing performance. DHP Challenges. LHI ESP casing outage.
98	3	08 May 2025	Poor ESP casing performance. RHO ESP casing outage.

CONTROLLED DISCLOSURE

When downloaded from the Document Management System, this document is uncontrolled and the responsibility rest with the user to ensure it is in line with the authorised version on the system
No part of this document may be reproduced without the expressed consent of the copyright holder,
Eskom Holdings SOC Ltd Req No 2002/015527/30

Exceedance	Unit	Exceedance Date	Reason for exceedance
99	6	08 May 2025	Poor ESP casing performance.
100	1	09 May 2025	Poor ESP casing performance.
101	3	09 May 2025	Poor ESP casing performance. RHO ESP casing outage.
102	1	10 May 2025	Poor ESP casing performance. DHP Challenges. RHO ESP casing outage.
103	3	10 May 2025	Poor ESP casing performance. RHO ESP casing outage.
104	3	11 May 2025	Poor ESP casing performance. RHO ESP casing outage.
105	1	12 May 2025	Poor ESP casing performance. DHP Challenges.
106	3	12 May 2025	Poor ESP casing performance. RHO ESP casing outage.
107	5	12 May 2025	Unit 5 shut down.
108	1	13 May 2025	Poor ESP casing performance. DHP Challenges.
109	3	13 May 2025	Poor ESP casing performance. DHP Challenges. SO ₃ Plant Challenges
110	6	13 May 2025	Poor ESP casing performance.
111	1	14 May 2025	Poor ESP casing performance. DHP Challenges.
112	3	14 May 2025	Poor ESP casing performance.
113	1	15 May 2025	Poor ESP casing performance. DHP Challenges.
114	3	15 May 2025	Poor ESP casing performance.
115	1	16 May 2025	Poor ESP casing performance. DHP Challenges.
116	3	16 May 2025	Poor ESP casing performance.
117	6	16 May 2025	Poor ESP casing performance.
118	1	17 May 2025	Unit 1 shut down.
119	3	17 May 2025	Poor ESP casing performance. SO ₃ Plant Challenges.
120	6	17 May 2025	Poor ESP casing performance.
121	1	18 May 2025	Poor ESP casing performance. DHP Challenges.
122	3	18 May 2025	Poor ESP casing performance.
123	5	18 May 2025	Unit light up
124	6	18 May 2025	Poor ESP casing performance. DHP Challenges
125	3	19 May 2025	Poor ESP casing performance.

CONTROLLED DISCLOSURE

When downloaded from the Document Management System, this document is uncontrolled and the responsibility rest with the user to ensure it is in line with the authorised version on the system
No part of this document may be reproduced without the expressed consent of the copyright holder,
Eskom Holdings SOC Ltd Req No 2002/015527/30

Exceedance	Unit	Exceedance Date	Reason for exceedance
126	4	19 May 2025	Correlation test, SO ₃ plant off.
127	5	19 May 2025	Unit light up
128	3	20 May 2025	Poor ESP casing performance. DHP Challenges.
129	3	21 May 2025	Poor ESP casing performance. DHP Challenges.
130	3	22 May 2025	Poor ESP casing performance.
131	6	23 May 2025	Poor ESP casing performance. DHP Challenges
132	3	24 May 2025	Poor ESP casing performance.
133	3	25 May 2025	Poor ESP casings. SO ₃ plant challenges
134	3	26 May 2025	Poor ESP casing performance.
135	1	27 May 2025	Unit light up
136	3	29 May 2025	Poor ESP casings.
137	5	31 May 2025	Poor ESP casing performance. DHP Challenges.
138	5	03 June 2025	Unit light up
139	5	07 June 2025	Poor ESP Casing performance. LHO ESP casing outage.
140	5	15 June 2025	Poor ESP casing performance. DHP Challenges.
141	1	18 June 2025	Poor ESP casing performance. DHP Challenges
142	5	18 June 2025	Poor ESP casing performance.
143	1	21 June 2025	Poor ESP casing performance. RHI ESP casing outage.
144	5	21 June 2025	Poor ESP casing performance. LHO ESP casing outage.
145	6	24 June 2025	Unit shut down
146	4	25 June 2025	Poor ESP casing performance. DHP Challenges. DHP Challenges.
147	1	26 June 2025	Poor ESP LHI casing performance. Optimisation test conducted.
148	4	26 June 2025	Poor ESP casing performance. DHP Challenges. Manual rapping done.
149	3	27 June 2025	Poor ESP casing performance. Manual rapping done. High hopper level.
150	1	28 June 2025	Poor ESP LHI casing performance. Optimisation test conducted.
151	4	04 July 2025	Poor ESP Casing performance. RHO ESP casing outage.
152	4	13 July 2025	Unit tripped

CONTROLLED DISCLOSURE

When downloaded from the Document Management System, this document is uncontrolled and the responsibility rest with the user to ensure it is in line with the authorised version on the system
No part of this document may be reproduced without the expressed consent of the copyright holder,
Eskom Holdings SOC Ltd Reg No 2002/015527/30

Exceedance	Unit	Exceedance Date	Reason for exceedance
153	3	15 July 2025	Correlation Test - High Emissions Test
154	4	15 July 2025	Poor ESP casing performance. Manual rapping done.
155	5	18 July 2025	Poor ESP casing performance. SO ₃ plant Challenges. Manual rapping done.
156	1	19 July 2025	Poor ESP casing performance. RHO casing outage.
157	4	20 July 2025	Unit 4 tripped. Poor ESP Casing performance. RHI casing outage.
158	5	20 July 2025	Poor ESP casing performance. SO ₃ plant Challenges.
159	4	21 July 2025	Unit 4 light up conditions.
160	5	21 July 2025	Poor ESP casing performance. Manual rapping done.
161	5	22 July 2025	Poor ESP casing performance. Manual rapping done.
162	4	23 July 2025	Poor ESP casing performance. DHP Challenges.
163	5	24 July 2025	Poor ESP casing performance. LHO ESP casing on force cooling.
164	5	25 July 2025	ESP casing performance. LHO ESP casing outage.
165	1	26 July 2025	Poor ESP casing performance. LHI casing outage.
166	4	27 July 2025	Poor ESP casing performance. LHI casing outage.
167	5	27 July 2025	Poor ESP casing performance. RHI ESP casing performance.
168	6	28 July 2025	Unit light up
169	4	02 August 2025	Poor ESP casing performance. RHO ESP casing outage.
170	3	03 August 2025	ESP poor casing performance. RHO ESP casing outage.
171	3	06 August 2025	ESP poor casing performance.
172	5	06 August 2025	Poor ESP casing performance.
173	3	07 August 2025	ESP poor casing performance.
174	5	07 August 2025	Poor ESP casing performance.
175	5	11 August 2025	Poor ESP casing performance. Manual rapping done. DHP Challenges. SO ₃ plant Challenges.
176	5	13 August 2025	Poor ESP casing performance. DHP Challenges. SO ₃ plant Challenges.
177	5	14 August 2025	Poor ESP casing performance. SO ₃ plant Challenges.
178	3	15 August 2025	Unit shut down
179	4	15 August 2025	Poor ESP casing performance.

CONTROLLED DISCLOSURE

When downloaded from the Document Management System, this document is uncontrolled and the responsibility rest with the user to ensure it is in line with the authorised version on the system
No part of this document may be reproduced without the expressed consent of the copyright holder,
Eskom Holdings SOC Ltd Req No 2002/015527/30

Exceedance	Unit	Exceedance Date	Reason for exceedance
180	5	16 August 2025	Poor ESP casing performance. LHO Casing outage.
181	5	17 August 2025	Poor ESP casing performance. LHO Casing outage.
182	6	20 August 2025	Poor ESP casing performance.
183	6	21 August 2025	Poor ESP casing performance.
184	1	22 August 2025	Unit 1 tripped. Poor ESP casings performance.
185	4	22 August 2025	Poor ESP performance.
186	1	25 August 2025	Poor ESP casing performance. DHP Challenges.
187	5	25 August 2025	Poor ESP casing performance. Manual rapping done. DHP Challenges. SO ₃ plant Challenges.
188	5	28 August 2025	Poor ESP casing performance. Manual rapping done.
189	1	29 August 2025	Poor performance casings. LHI casing outage.
190	4	01 September 2025	Unit light up
191	5	01 September 2025	Poor ESP casing performance. DHP Challenges.
192	5	03 September 2025	Poor ESP casing performance. DHP Challenges. SO ₃ plant Challenges.
193	1	04 September 2025	Poor ESP casing performance.
194	5	04 September 2025	Poor ESP casing performance.
195	1	05 September 2025	Poor ESP casing performance.
196	4	05 September 2025	Poor ESP casing performance.
197	6	05 September 2025	Unit 6 shutdown
198	1	06 September 2025	Poor ESP casing performance.
199	5	06 September 2025	Poor ESP casing performance.
200	5	07 September 2025	Poor ESP casing performance.
201	1	08 September 2025	Poor ESP casing performance. LHO casing outage.
202	4	08 September 2025	Poor ESP casing performance.
203	5	09 September 2025	Poor ESP casing performance. SO ₃ plant Challenges.
204	4	10 September 2025	Poor ESP casing performance.
205	5	10 September 2025	Poor ESP casing performance.
206	4	11 September 2025	Poor ESP casing performance.

CONTROLLED DISCLOSURE

When downloaded from the Document Management System, this document is uncontrolled and the responsibility rest with the user to ensure it is in line with the authorised version on the system
No part of this document may be reproduced without the expressed consent of the copyright holder,
Eskom Holdings SOC Ltd Req No 2002/015527/30

Exceedance	Unit	Exceedance Date	Reason for exceedance
207	6	11 September 2025	Poor ESP casing performance. DHP Challenges.
208	1	12 September 2025	Poor ESP casing performance. LHI casing outage.
209	5	12 September 2025	Poor ESP casing performance. SO ₃ plant Challenges.
210	5	15 September 2025	Unit tripped
211	4	17 September 2025	Poor ESP casing performance. RHO casing outage.
212	4	18 September 2025	Poor ESP casing performance. RHO casing outage.
213	4	19 September 2025	Poor ESP casing performance.
214	4	23 September 2025	Poor ESP casing performance.
215	4	27 September 2025	Poor ESP casing performance.
216	4	28 September 2025	Poor ESP casing performance.
217	1	07 October 2025	Poor ESP casing performance. DHP Challenges.
218	6	07 October 2025	DHP Challenges. Poor ESP casing performance.
219	1	08 October 2025	Poor ESP casing performance. DHP Challenges.
220	4	09 October 2025	Unit light up
221	6	10 October 2025	Poor ESP casing performance.
222	3	11 October 2025	Poor ESP casing performance.
223	4	11 October 2025	Poor ESP casing performance. DHP Challenges.
224	6	11 October 2025	Poor ESP casing performance.
225	4	12 October 2025	Poor ESP casing performance.
226	6	13 October 2025	Poor ESP casing performance.
227	4	15 October 2025	Unit light up
228	6	18 October 2025	Unit light up
229	3	19 October 2025	Poor ESP casing performance. RHO casing outage.
230	4	20 October 2025	Poor ESP casing performance.
231	4	21 October 2025	Poor ESP casing performance.
232	4	23 October 2025	Poor ESP casing performance.
233	4	25 October 2025	Unit tripped

CONTROLLED DISCLOSURE

When downloaded from the Document Management System, this document is uncontrolled and the responsibility rest with the user to ensure it is in line with the authorised version on the system
No part of this document may be reproduced without the expressed consent of the copyright holder,
Eskom Holdings SOC Ltd Req No 2002/015527/30

Exceedance	Unit	Exceedance Date	Reason for exceedance
234	4	27 October 2025	Unit light up
235	4	29 October 2025	Poor ESP casing performance.
236	2	30 October 2025	Poor ESP casing performance.
237	2	31 October 2025	Poor ESP casing performance.
238	3	31 October 2025	Poor ESP casing performance.
239	4	31 October 2025	Poor ESP casing performance.
240	1	01 November 2025	Poor ESP casing performance. LHO casing outage.
241	3	01 November 2025	Poor ESP casing performance. DHP Challenges.
242	4	01 November 2025	Poor ESP casing performance.
243	1	03 November 2025	Poor ESP casing performance.
244	4	03 November 2025	Poor ESP casing performance.
245	1	04 November 2025	Poor ESP casing performance.
246	4	04 November 2025	Poor ESP casing performance. SO ₃ plant challenges
247	4	05 November 2025	Poor ESP casing performance. DHP Challenges.
248	1	06 November 2025	Poor ESP casing performance.
249	1	07 November 2025	Poor ESP casing performance. LHI casing outage.
250	1	08 November 2025	Poor ESP casing performance. LHI casing outage.
251	1	10 November 2025	Poor ESP casing performance.
252	1	12 November 2025	Poor ESP casing performance.
253	4	12 November 2025	Poor ESP casing performance.
254	4	13 November 2025	Poor ESP casing performance. DHP Challenges. Manual rapping done.
255	1	14 November 2025	Poor ESP casing performance.
256	4	14 November 2025	Poor ESP casing performance. RHO casing outage.
257	4	15 November 2025	Poor ESP casing performance. RHO casing outage.
258	6	15 November 2025	Poor ESP casing performance. DHP Challenges.
259	1	16 November 2025	Poor ESP casing performance. SO ₃ plant challenges
260	3	16 November 2025	Poor ESP casing performance. SO ₃ plant challenges

CONTROLLED DISCLOSURE

When downloaded from the Document Management System, this document is uncontrolled and the responsibility rest with the user to ensure it is in line with the authorised version on the system
No part of this document may be reproduced without the expressed consent of the copyright holder,
Eskom Holdings SOC Ltd Req No 2002/015527/30

Exceedance	Unit	Exceedance Date	Reason for exceedance
261	4	16 November 2025	Poor ESP Casing performance. SO ₃ plant challenges.
262	6	16 November 2025	Poor ESP casing performance. SO ₃ plant challenges. DHP Challenges.
263	1	17 November 2025	Poor ESP casing performance.
264	4	17 November 2025	Poor ESP casing performance.
265	6	17 November 2025	Poor ESP casing performance. DHP Challenges.
266	4	18 November 2025	Poor ESP casing performance. LHI Casing outage.
267	6	18 November 2025	Poor ESP casing performance.
268	1	19 November 2025	Poor ESP casing performance.
269	6	19 November 2025	Poor ESP casing performance.
270	1	21 November 2025	Poor ESP casing performance.
271	4	21 November 2025	Poor ESP casing performance.
272	1	22 November 2025	Poor ESP casing performance. RHO casing outage.
273	4	23 November 2025	Poor ESP casing performance. RHI casing outage.
274	4	25 November 2025	Poor ESP casing performance. DHP Challenges.
275	1	27 November 2025	Poor ESP casing performance.
276	4	27 November 2025	Poor ESP casing performance. DHP Challenges.
277	1	29 November 2025	Unit light up
278	4	01 December 2025	Poor ESP casing performance. SO ₃ plant Challenges
279	4	03 December 2025	Poor ESP casing performance.
280	1	04 December 2025	Poor ESP Casing Performance
281	4	04 December 2025	Poor ESP casing performance.
282	1	05 December 2025	Poor ESP Casing Performance
283	4	06 December 2025	Poor ESP casing performance. RHI casing outage.
284	1	07 December 2025	ESP poor performance. LHI casing outage.
285	4	07 December 2025	Poor ESP casing performance. RHI casing outage.
286	1	08 December 2025	Poor ESP Casing Performance. DHP Challenges.
287	4	09 December 2025	Poor ESP casing performance.

CONTROLLED DISCLOSURE

When downloaded from the Document Management System, this document is uncontrolled and the responsibility rest with the user to ensure it is in line with the authorised version on the system
No part of this document may be reproduced without the expressed consent of the copyright holder,
Eskom Holdings SOC Ltd Req No 2002/015527/30

Exceedance	Unit	Exceedance Date	Reason for exceedance
288	1	10 December 2025	Poor ESP Casing Performance.
289	3	11 December 2025	Poor ESP casing performance. SO ₃ plant Challenges
290	4	11 December 2025	Poor ESP casing performance.
291	3	12 December 2025	Poor ESP casing Performance. SO ₃ plant Challenges
292	3	13 December 2025	Poor ESP casing performance. SO ₃ plant Challenges
293	4	13 December 2025	Poor ESP casing performance. Unit 4 shutdown.
294	3	15 December 2025	Poor ESP casing performance.
295	6	15 December 2025	Poor ESP casing performance.
296	4	16 December 2025	Unit light up
297	4	18 December 2025	Poor ESP Casing performance.
298	4	19 December 2025	Poor ESP Casing performance.
299	4	20 December 2025	Poor ESP Casing performance.
300	1	21 December 2025	Unit light up
301	4	21 December 2025	Poor ESP Casing performance.
302	4	22 December 2025	Poor ESP Casing performance.
303	4	23 December 2025	Poor ESP Casing performance.
304	6	23 December 2025	Unit shut down for BTL repairs.
305	4	24 December 2025	Poor ESP Casing performance.
306	4	25 December 2025	Poor ESP Casing performance.
307	1	27 December 2025	Poor ESP casing performance.
308	3	30 December 2025	Poor ESP casing performance.
309	6	01 January 2026	Unit tripped
310	2	03 January 2026	Poor ESP casing performance.
311	1	04 January 2026	Poor ESP casing performance.
312	1	05 January 2026	Poor ESP casing performance.
313	6	05 January 2026	Unit shut down
314	1	07 January 2026	Poor ESP casing performance.

CONTROLLED DISCLOSURE

When downloaded from the Document Management System, this document is uncontrolled and the responsibility rest with the user to ensure it is in line with the authorised version on the system
No part of this document may be reproduced without the expressed consent of the copyright holder,
Eskom Holdings SOC Ltd Req No 2002/015527/30

Exceedance	Unit	Exceedance Date	Reason for exceedance
315	4	07 January 2026	DHP Challenges.
316	4	09 January 2026	Poor ESP casing performance.
317	4	11 January 2026	Unit shut down
318	6	13 January 2026	Unit light up
319	4	18 January 2026	DHP Challenges.
320	1	21 January 2026	Poor ESP casing performance. DHP Challenges.
321	1	23 January 2026	Poor ESP casing performance.
322	3	23 January 2026	Poor ESP casing performance. SO ₃ plant Challenges
323	6	23 January 2026	RHI Poor ESP casing performance.
324	1	25 January 2026	Poor ESP casing performance. LHO ESP casing outage.
325	1	26 January 2026	Poor ESP casing performance.
326	6	26 January 2026	Poor ESP casing performance.
327	6	28 January 2026	Poor ESP casing performance.
328	4	29 January 2026	DHP Challenges.
329	6	29 January 2026	Poor ESP casing performance.
330	4	31 January 2026	Poor ESP casing performance. DHP Challenges.
331	4	02 February 2026	Poor ESP casing performance.
332	6	02 February 2026	Poor ESP casing performance.
333	4	04 February 2026	ESP casing outage (RHO) Poor ESP Casing Performance.
334	6	04 February 2026	Poor ESP casing performance.
335	4	05 February 2026	ESP casing outage (RHO) Poor ESP Casing Performance.
336	6	05 February 2026	Poor ESP casing performance.
337	4	07 February 2026	Poor ESP casing performance.
338	1	08 February 2026	Poor ESP casing performance.
339	4	08 February 2026	DHP Challenges.
340	1	09 February 2026	Poor ESP casing performance.
341	4	10 February 2026	Poor ESP Casing performance.

CONTROLLED DISCLOSURE

When downloaded from the Document Management System, this document is uncontrolled and the responsibility rest with the user to ensure it is in line with the authorised version on the system
No part of this document may be reproduced without the expressed consent of the copyright holder,
Eskom Holdings SOC Ltd Req No 2002/015527/30

Exceedance	Unit	Exceedance Date	Reason for exceedance
342	6	10 February 2026	Poor ESP casing performance. DHP Challenges.
343	6	11 February 2026	Poor ESP casing performance.
344	4	12 February 2026	Poor ESP Casing performance.
345	1	13 February 2026	Poor ESP casing performance.
346	6	13 February 2026	Poor ESP casing performance.
347	1	14 February 2026	Poor ESP casing performance.
348	4	14 February 2026	Poor ESP casing performance.
349	4	15 February 2026	Poor ESP casing performance.
350	1	16 February 2026	Poor ESP casing performance.
351	4	17 February 2026	ESP casing performance.
352	1	19 February 2026	Poor ESP casing performance.
353	4	19 February 2026	Poor ESP casing performance.
354	1	20 February 2026	Poor ESP casing performance.
355	4	20 February 2026	LHO ESP casing on forced cooling for inspection and repairs.
356	6	20 February 2026	Poor ESP casing performance.
357	1	22 February 2026	LHI ESP casing Outage.
358	4	22 February 2026	Poor ESP casing performance.
359	3	23 February 2026	Poor ESP casing performance. DHP Challenges.
360	4	23 February 2026	DHP Challenges.
361	1	24 February 2026	Poor ESP casing performance.
362	3	24 February 2026	Poor ESP casing performance. DHP Challenges. SO ₃ plant Challenges.
363	4	24 February 2026	Poor ESP casing performance. DHP Challenges.
364	1	25 February 2026	Poor ESP casing performance.
365	4	25 February 2026	Poor ESP casing performance.
366	6	25 February 2026	Poor ESP casing performance. DHP Challenges.
367	1	26 February 2026	Poor ESP casings performance.
368	4	26 February 2026	Poor ESP casing performance. RHO ESP casing performance.

CONTROLLED DISCLOSURE

When downloaded from the Document Management System, this document is uncontrolled and the responsibility rest with the user to ensure it is in line with the authorised version on the system
No part of this document may be reproduced without the expressed consent of the copyright holder,
Eskom Holdings SOC Ltd Req No 2002/015527/30

Exceedance	Unit	Exceedance Date	Reason for exceedance
369	6	26 February 2026	Poor ESP casing performance.
370	1	27 February 2026	Poor ESP casing performance.
371	4	27 February 2026	Unit tripped
372	6	27 February 2026	Poor ESP casing performance. SO ₃ Challenges
373	1	28 February 2026	Poor ESP casing performance. LHO ESP casing performance.
374	1	03 March 2026	Poor ESP casing performance.
375	2	03 March 2026	Unit light up
376	1	04 March 2026	Unit 1 shutdown.
377	4	05 March 2026	Unit light up
378	6	06 March 2026	Poor ESP casing performance.
379	4	08 March 2026	Poor ESP casing performance. DHP Challenges.
380	6	12 March 2026	Poor ESP casings performance.
381	4	13 March 2026	Poor ESP casings performance. DHP Challenges.
382	6	13 March 2026	Poor ESP casing performance.
383	4	15 March 2026	Poor ESP casings performance.
384	6	16 March 2026	Poor ESP casings performance.
385	4	17 March 2026	Poor ESP casings performance.
386	6	18 March 2026	Poor ESP casings performance.
387	4	19 March 2026	Poor ESP casings performance.
388	4	21 March 2026	Poor ESP casing performance.
389	4	23 March 2026	Poor ESP casing performance.
390	4	24 March 2026	Poor ESP casing performance. LHO ESP casing outage.
391	4	26 March 2026	Poor ESP casing performance.
392	4	28 March 2026	Poor ESP casing performance.
393	4	30 March 2026	Poor ESP casing performance.
394	4	31 March 2026	Poor ESP casing performance. LHO ESP casing outage.

CONTROLLED DISCLOSURE

When downloaded from the Document Management System, this document is uncontrolled and the responsibility rest with the user to ensure it is in line with the authorised version on the system
No part of this document may be reproduced without the expressed consent of the copyright holder,
Eskom Holdings SOC Ltd Req No 2002/015527/30

Table 7 Gaseous emissions Exceedances

NOx			
Exceedance	Unit	Exceedance Date	Reason for exceedance
1	3	19 February 2026	No abatement technology available

CONTROLLED DISCLOSURE

When downloaded from the Document Management System, this document is uncontrolled and the responsibility rest with the user to ensure it is in line with the authorised version on the system
No part of this document may be reproduced without the expressed consent of the copyright holder,
Eskom Holdings SOC Ltd Req No 2002/015527/30

9 ABBREVIATIONS

Abbreviation	Description
CEMS	Continuous Emissions Monitoring System
CO ₂	Carbon Dioxide
DFFE	Department of Forestry, Fisheries and the Environment
DHP	Dust Handling Plant
ESP	Electrostatic Precipitator
FD	Forced Draft
FY	Financial Year
GHG	Green House Gases
ID	Induced Draft
LH	Left Hand
LHI	Left Hand Inner
LHO	Left Hand Outer
N ₂ O	Nitrous Oxide (dinitrogen oxide)
NAEIS	Nation Atmospheric Emissions Inventory System
NEMA	National Environmental Management Act
NO _x	Nitrogen Oxides
O ₂	Oxygen
PF	Pulverised Fuel
PLC	Programmable Logic Controller
PM	Particulate Matter
PTW	Permit To Work
RH	Right Hand
RHI	Right Hand Inner
RHO	Right Hand Outer
RT&D	Research, Testing and Development Department
SO ₂	Sulphur Dioxide
SO ₃	Sulphur Trioxide
S30	NEMA Section 30 Incident
SSC	Submerged Scraper Conveyor
VSD	Variable Speed Drive

CONTROLLED DISCLOSURE

When downloaded from the Document Management System, this document is uncontrolled and the responsibility rest with the user to ensure it is in line with the authorised version on the system
No part of this document may be reproduced without the expressed consent of the copyright holder,
Eskom Holdings SOC Ltd Req No 2002/015527/30