

	<p align="center">Monthly Report</p>	<p align="center">Matla Power Station</p>
-----------------------------------------------------------------------------------	---------------------------------------------	--------------------------------------------------

Title: **Matla Power Station Monthly Emissions Report – March 2026**

Document Identifier: **06C-31482**

Alternative Reference: **31482**
Number:

Area of Applicability: **Matla Power Station**





Functional Area: **Environmental Department**

Revision: **0**

Total Pages: **15**

Next Review Date: **N/A**

Disclosure Classification: **Controlled Disclosure**

<p>Compiled by</p>  L.A Murovhi	<p>Verified by</p>  J Khoza	<p>Verified by</p>  K Skosana	<p>Supported by</p>  J Makuleka
<p>Initials and Surname Senior Advisor Environmental Management</p>	<p>Initials and Surname Senior Advisor Boiler Engineering</p>	<p>Initials and Surname Senior Advisor C&I Engineering</p>	<p>Initials and Surname Boiler Engineering Manager</p>
<p>Date: 28/04/2026</p>	<p>Date: 28/04/2026</p>	<p>Date: 28/04/2026</p>	<p>Date: 28/04/2026</p>


Matla Power Station March 2026 Monthly Emissions Report

Unique Identifier: **06C-31482**

Revision: **0**

Page: **2 of 14**

Supported by



K Mangope

Supported by



L Moreoane

Supported by



L Ngobese

Authorized by



B Phahle

Initials and Surname

**C&I Engineering
Manager**

Date: 29/04/2026

Initials and Surname

**Environmental
Management Manager**

Date: 2026-04-29

Initials and Surname

**Engineering Group
Manager**

Date: 29/04/2026

Initials and Surname

General Manager

Date: 29/04/2026

Content

1. Introduction	5
2. Raw Materials and Products	5
3. Abatement Technology	5
4. Energy Source Characteristics.....	6
5. Emissions Reporting	6
5.1 PM Daily Averages.....	6
5.2 SOx Daily Averages	9
5.3 NOx Daily Averages.....	11
6. Continuous Emissions Monitoring System (CEMS).....	14
7. CEMS Calibration and Equipment Used for Calibration	15
8. Validity of Correlation and Parallel Test.....	15
9. Complaint Register	15

CONTROLLED DISCLOSURE

TABLE OF ABBREVIATIONS:

ABBREVIATION	MEANING
AEL	Atmospheric Emission License
CO ₂	Carbon Dioxide
CO	Carbon Monoxide
ESP	Electrostatic Precipitator
GWh	Gigawatt-hour
mg/Nm ³	Milligrams per Normal Cubic Meter (measurement unit for emissions)
MES	Minimum Emission Standards
NO ₂	Nitrogen Dioxide
NO _x	Nitrogen Oxides (NO and NO ₂)
O ₂	Oxygen
PM	Particulate Matter
SO ₂	Sulphur Dioxide
SO _x	Sulphur Oxides
SO ₃	Sulphur Trioxide
CEMS	Continuous Emissions Monitoring System
%	Percentage
mA	Milliamperes (current measurement for monitor readings)
Unit	Power generation units at Matla Power Station
Precips	Precipitators (referring to electrostatic precipitators or other particulate control devices)
RH	Right-Hand (side) Precipitator/Precip Fields
RHS	Right-Hand Side (precipitation/precip fields)
LH	Left-Hand (side) Precipitator/Precip Fields
LHS	Left-Hand Side (precipitation/precip fields)

CONTROLLED DISCLOSURE

When downloaded from the document management system, this document is uncontrolled and the responsibility rests with the user to ensure it is in line with the authorized version on the system. No part of this document may be reproduced in any manner or form by third parties without the written consent of Eskom Holdings SOC Ltd, © copyright Eskom Holdings SOC Ltd, Reg No 2002/015527/30

1. Introduction

MATLA POWER STATION MONTHLY EMISSIONS REPORT FOR THE MONTH OF MARCH 2026.

This document serves as the monthly emissions report required in terms of Section 7.6 of Matla Power Station Provisional Atmospheric Emission License (AEL), 17/4/AEL/MP312/11/14

This report reflects Unit 1 to Unit 6 gaseous and particulate emissions performance against the AEL limit for the month of March 2026 only.

2. Raw Materials and Products

Table 1- Quantity of Raw Materials and Products Consumption in 03/2026

Raw Materials and Products used	Raw Material Type	Unit	Maximum Permitted Consumption/ Rate (Quantity)	Consumption – 03/2026
	Coal	Tons/month	1 475 000	709 568
	Fuel Oil	Tons/month	3 500	936.839
Production Rates	Product/ By-Product Name	Unit	Maximum Production Capacity Permitted (Quantity)	Production Rate in Month of 03/2026
	Energy	GWh	2 745	1 196.358
	Ash Produced	Tons/month	471 000	186 616.384

3. Abatement Technology

Table 2-Abatement Equipment Control Technology Efficiency in 03/2026

Associated Unit/Stack	Technology Type	ESP Efficiency	ESP Utilization
Unit 1	Electrostatic Precipitators (ESP)	99.763%	100%
Unit 2	Electrostatic Precipitators (ESP)	99.777%	100%
Unit 3	Electrostatic Precipitators (ESP)	99.749%	100%
Unit 4	Electrostatic Precipitators (ESP)	99.727%	100%
Unit 5	Electrostatic Precipitators (ESP)	99.793%	100%
Unit 6	Electrostatic Precipitators (ESP)	Off-line	100%

Note: Abatement plant does not have bypass mode operation, hence plant 100% Utilised.

CONTROLLED DISCLOSURE

4. Energy Source Characteristics

Table 3: Energy Source Material Characteristics for 03/2026

Characteristic	Stipulated Range (% by weight on a dry basis)	Monthly Average Content (% by weight on a dry basis)
Coal		
Sulphur Content	<1.1	0.85
Ash Content	<40	26.30
Fuel Oil		
Sulphur Content	<3.5	3.53
Ash Content	<0.1	-

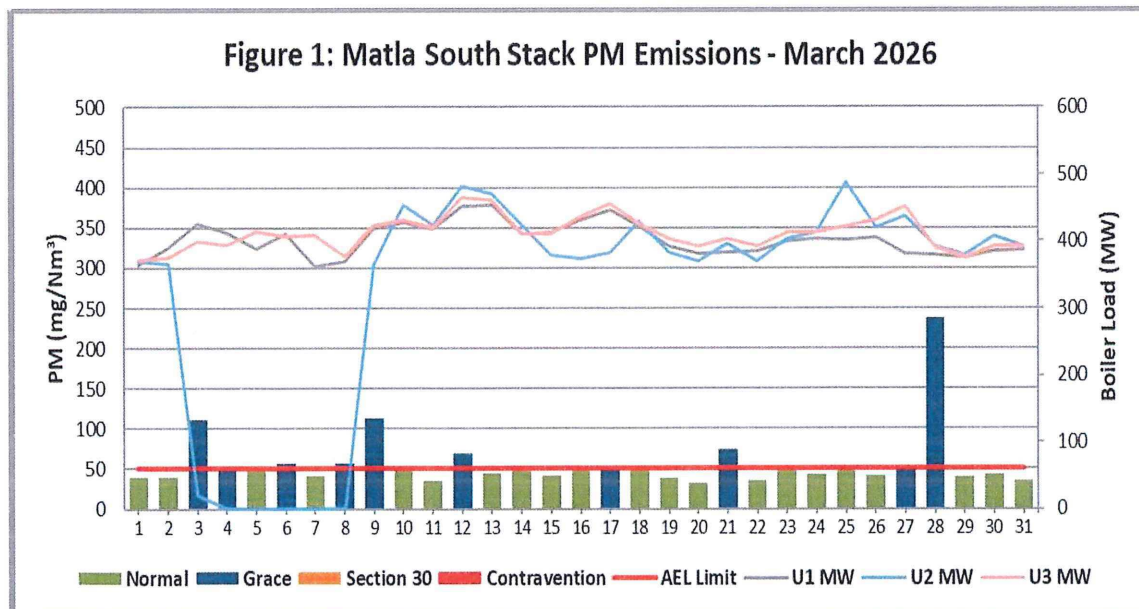
5. Emissions Reporting

In terms of Section 59 of National Environmental Management: Air Quality Act (Act no.39 of 2004) a decision made by the Minister of DFFE, in respect of the Eskom exemption applications for new Minimum Emission Standards (MES) were granted and effective as of 01st April 2025.

Table 4- New Minimum Emission Limits are as follows:

SO ₂ Monthly = 2600 mg/Nm ³	Dust Daily= 50 mg/Nm ³ (South Stack) Dust Daily= 100 mg/Nm ³ (Unit 4, 5 and 6)	NO ₂ Daily= 1100 mg/Nm ³
---------------------------------------------------	---------------------------------------------------------------------------------------------------------	------------------------------------------------

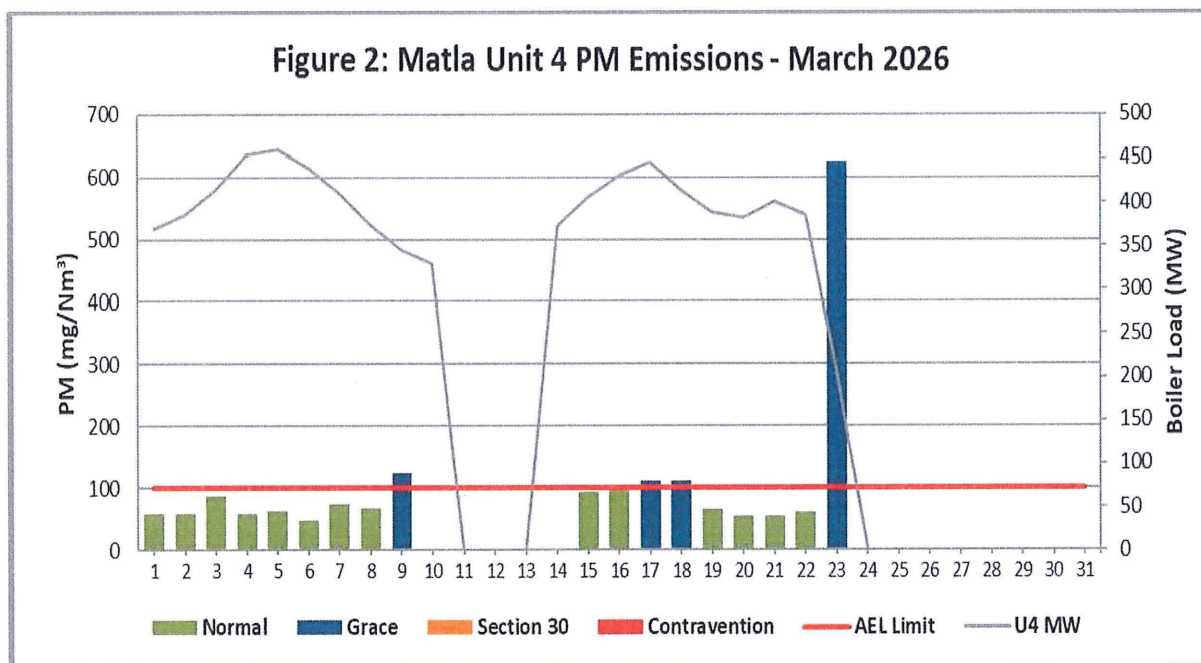
5.1 PM Daily Averages



CONTROLLED DISCLOSURE

Matla Power Station South Stack exceeded PM MES limit of 50mg/Nm³ on the following days:

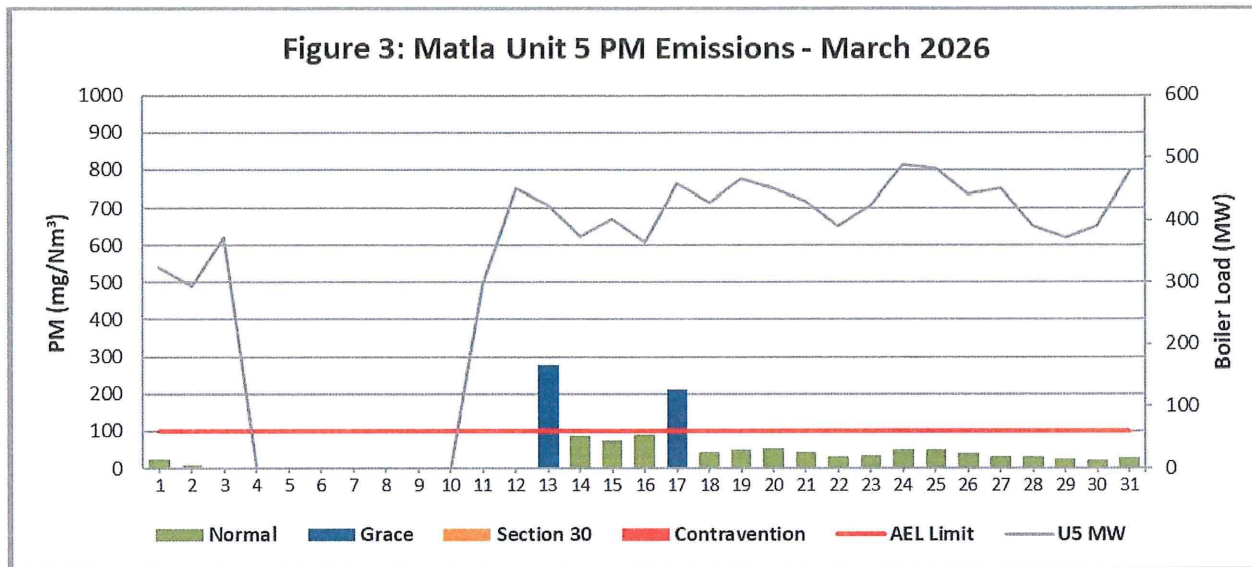
- 03/03/2026: Unit 2 shutdown
- 04/03/2026: Unit 2 forced cooling
- 06/03/2026: Unit 3 RH precip field 7 tripped
- 08/03/2026: Unit 2 light up was in progress
- 09/03/2026: Unit 2 cold light up
- 12/03/2026: Unit 1 RH2 and RH6 poorly performing
- 17/03/2026: Unit 1 RH4 and Unit 3 RH7 Precip fields off
- 21/03/2026: Unit 1 LH and RH side precipcs pulled back completely, this is an indication that something goes wrong electrically when it rains inside the ESP's
- 27/03/2026: Unit 1 RH precipcs 3 & 4 off
- 28/03/2026: Unit 3 neutral cable replacement therefore all Right-Hand Side precipcs (RHS) fields were off.



Matla Power Station Unit 4 exceeded PM MES limit of 100 mg/Nm³ on the following days:

- 09/03/2026: Unit 4 shutdown
- 17/03/2026 – 18/03/2026: RH precipcs fields 7 off
- 23/03/2026: Unit 4 shutdown

CONTROLLED DISCLOSURE



On 03 March 2026, Unit 5 was shut down due to a boiler tube leak. The unit remained offline until 11 March 2026, when it was synchronized at 05h48. Shortly thereafter, the unit tripped at 07h23, approximately five minutes after reaching 300 MW the load at which the precipitators (precips) can be placed in service following the removal of oil burner support. At the time of the trip, the precips had not yet been placed in service. The unit tripped on boiler low drum level, which resulted in the boiler tripping.

The unit was returned to load at 09h22, and the precips were placed in service at 11h00 when the load reached 300 MW. A second trip occurred at 13h27 due to HP top and bottom differential temperature, followed by a boiler trip at 13h32 on low drum level. The precips were subsequently taken out of service at 15h42.

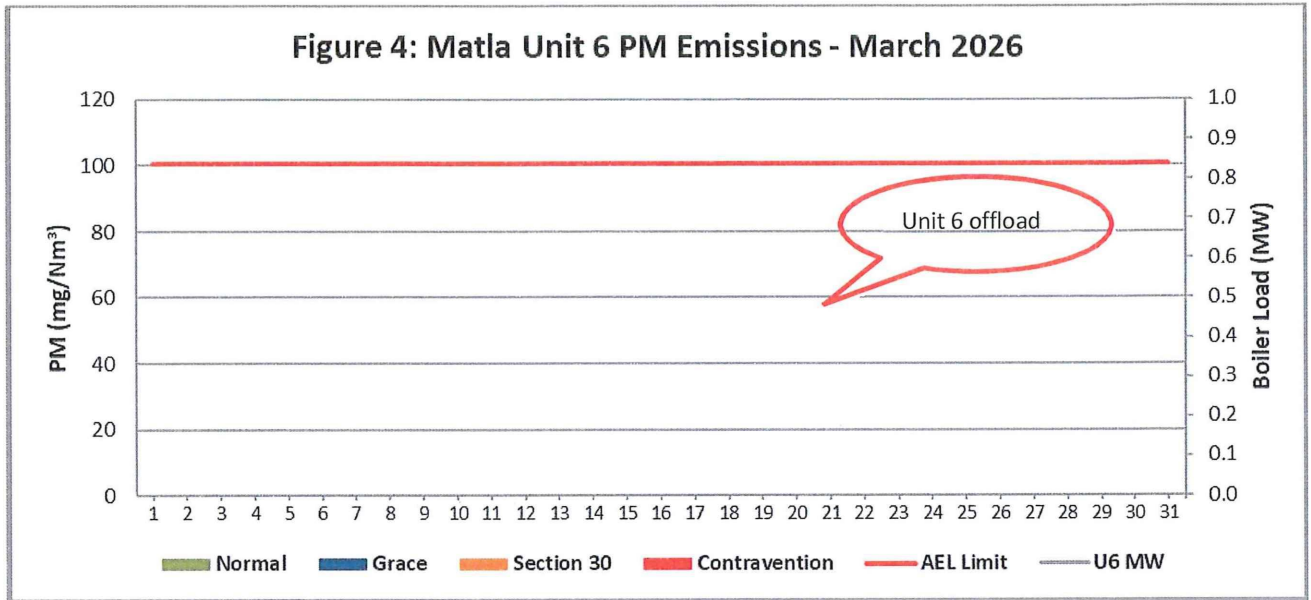
The unit was again returned to load at 16h19, and the precips were placed in service at 17h54 upon reaching 300 MW and removal of oil burner support. The unit continued running until the early hours of 12 March 2026, when it tripped for a third time at 01h25 due to turbine differential temperatures. On this occasion, the boiler did not trip, and the boiler continued steaming on bypass. The precips were taken off service at 03h18 in preparation for relighting the unit while on oil burner support.

The unit was Synchronised load at 03h59 12 March 2026, and both the precips and SO₃ plant were returned to service at 05h41 once the load reached 300 MW and oil burner support was removed.

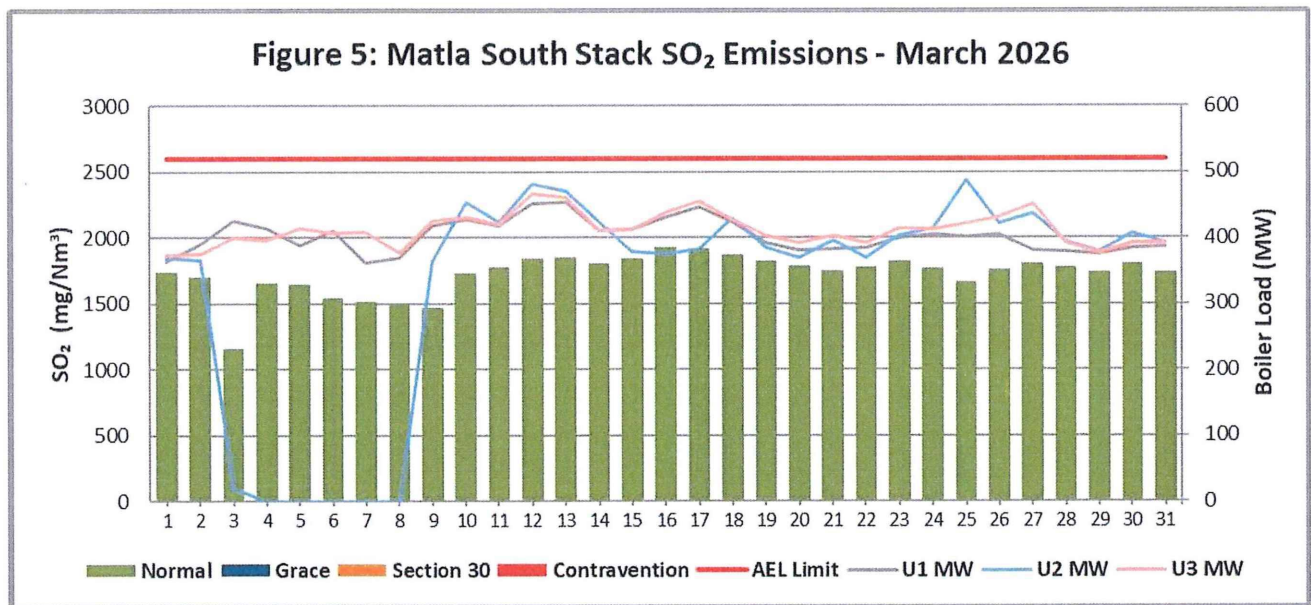
Matla Power Station Unit 5 exceeded PM MES limit of 100 mg/Nm³ on the following days:

- 13/03/2026 – Poor Performance after extended unit 5 light up.
- 17/03/2026: SO₃ plant tripped due to low steam temperature

CONTROLLED DISCLOSURE

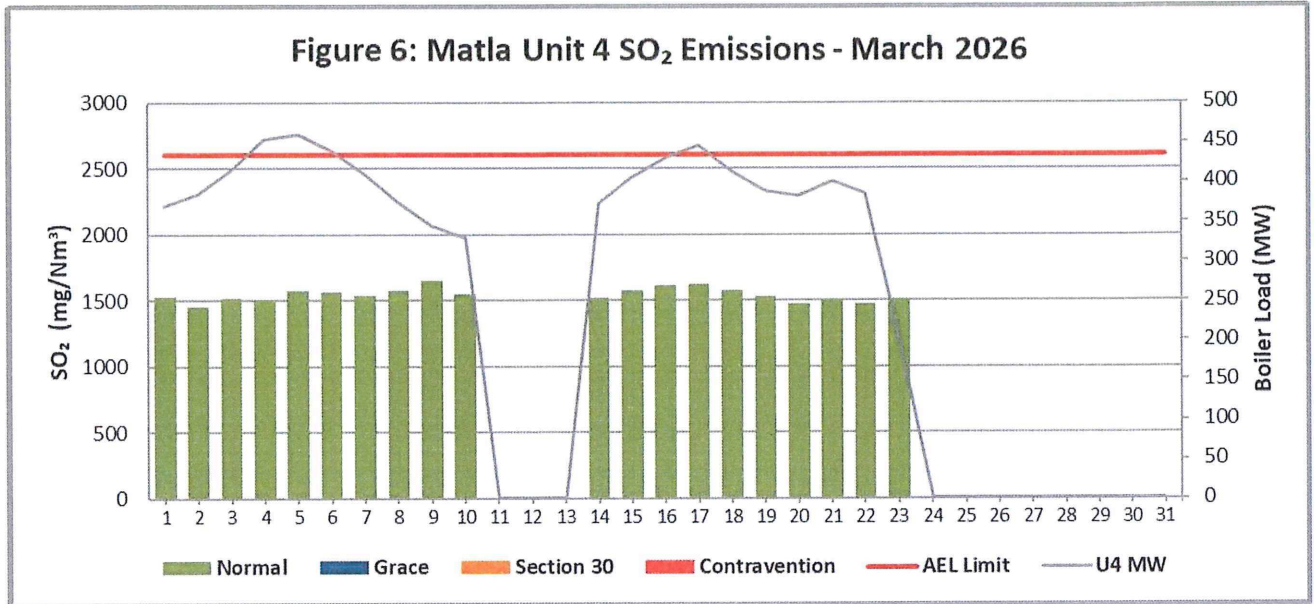


5.2 SOx Daily Averages

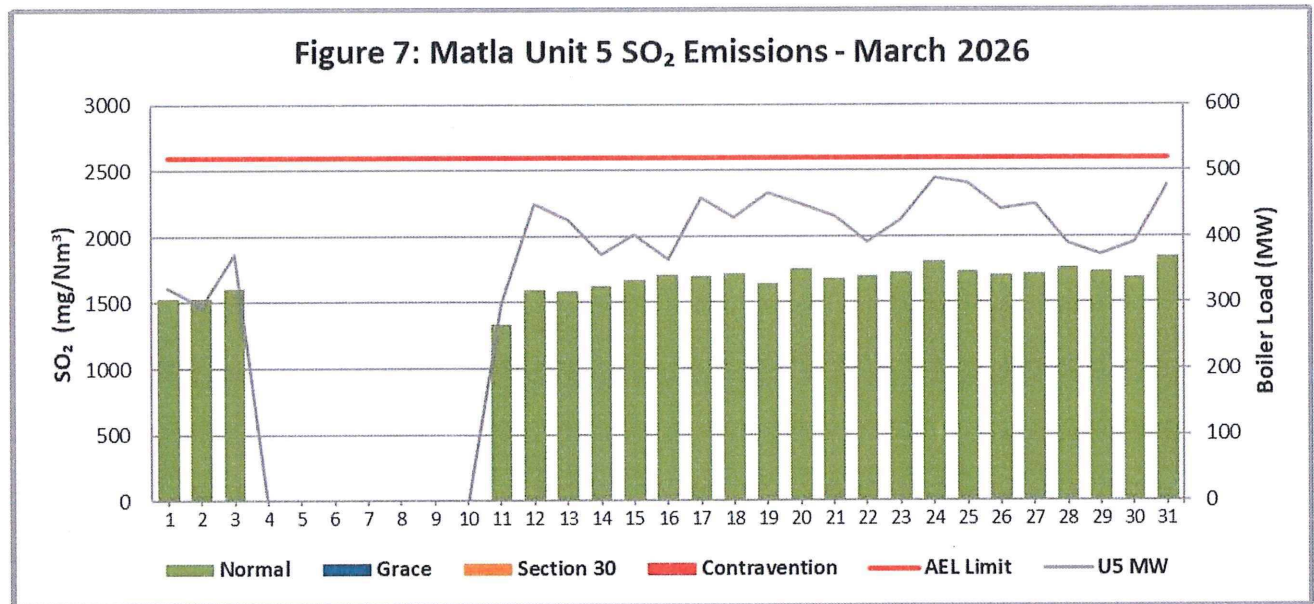


Note: Matla Power Station unit 4 did not exceed SO_x limit.

CONTROLLED DISCLOSURE

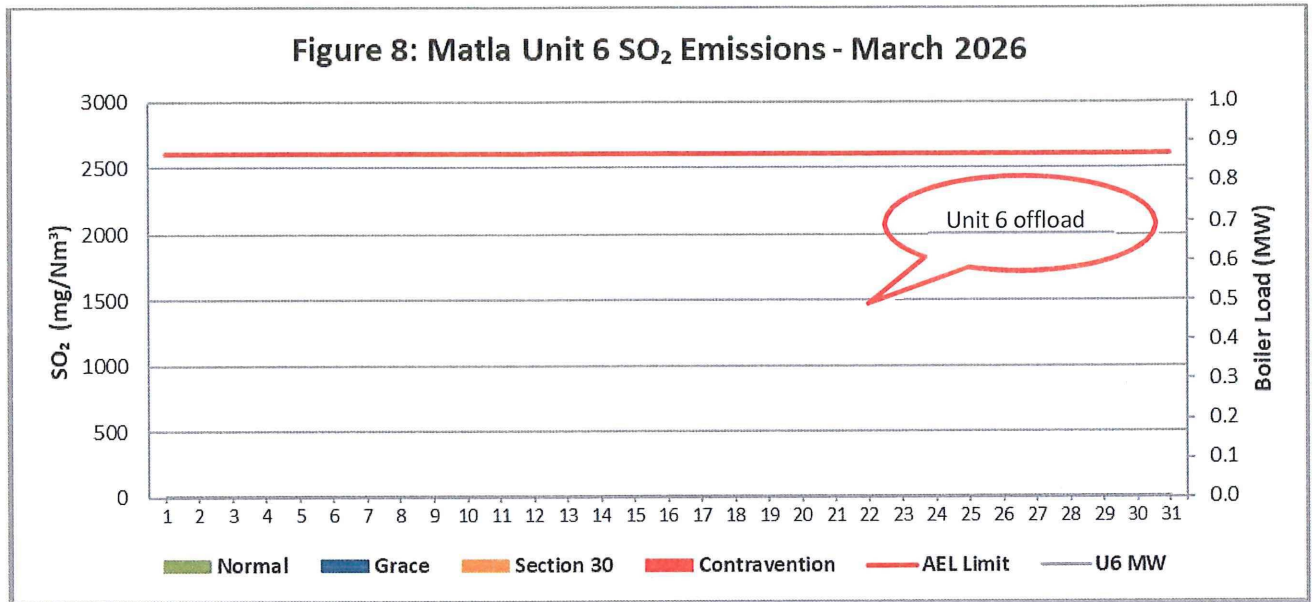


Note: Matla Power Station Unit 4 did not exceed SO_x limit

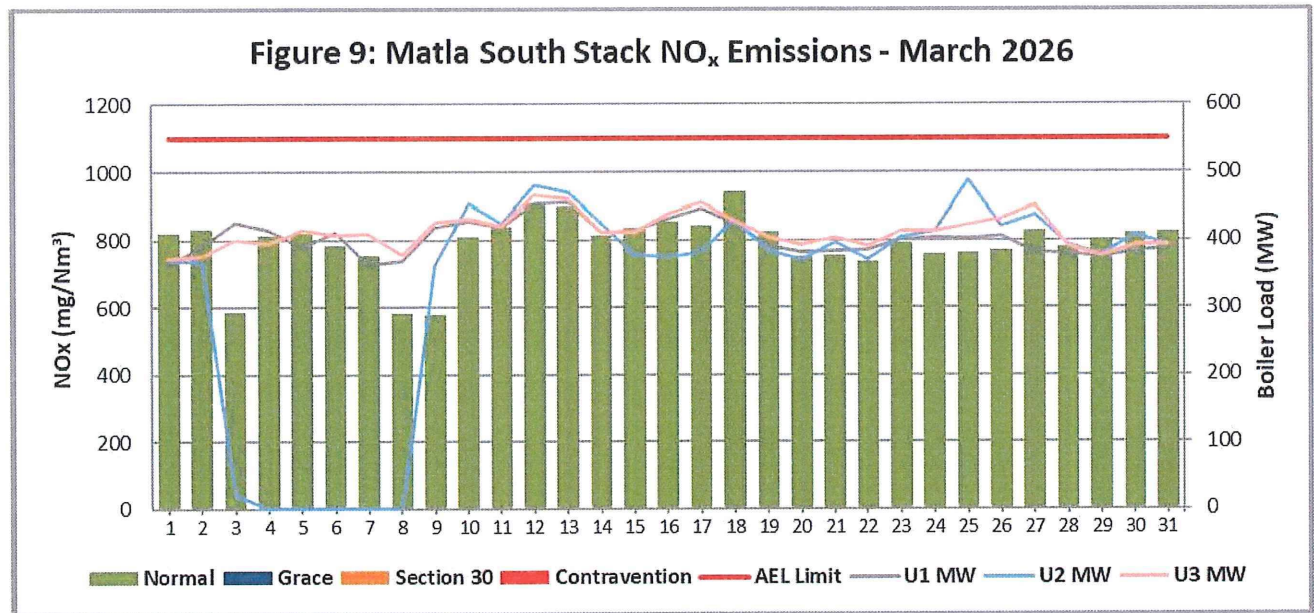


Note: Matla Power Station Unit 5 did not exceed SO_x limit

CONTROLLED DISCLOSURE

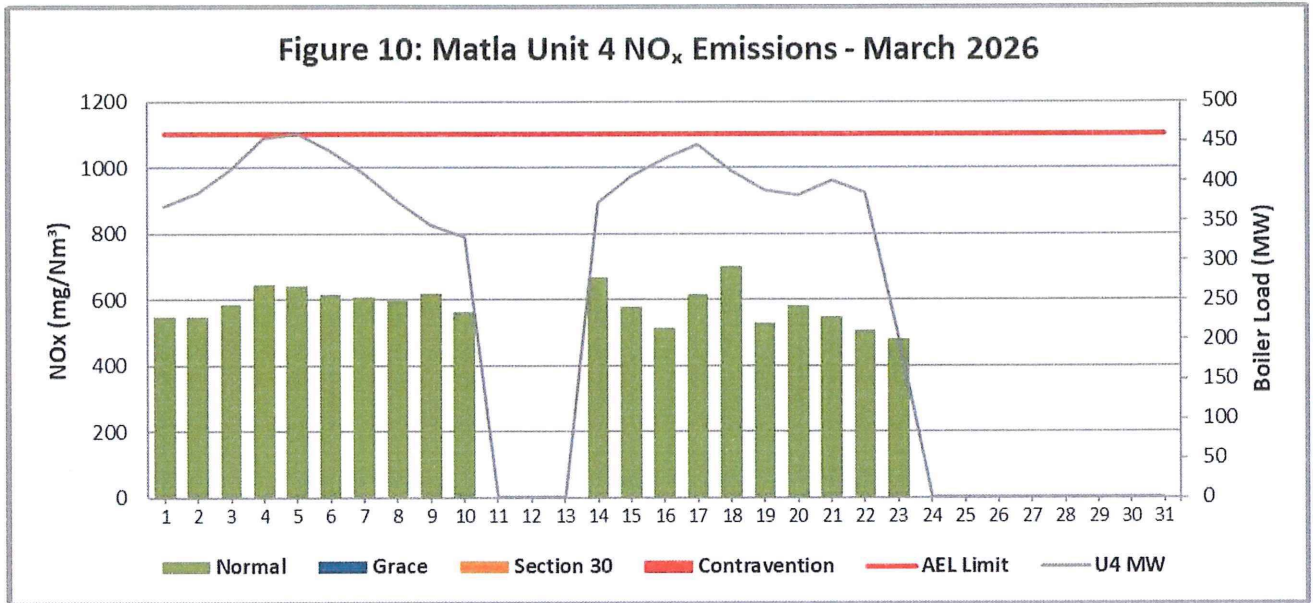


5.3 NO_x Daily Averages

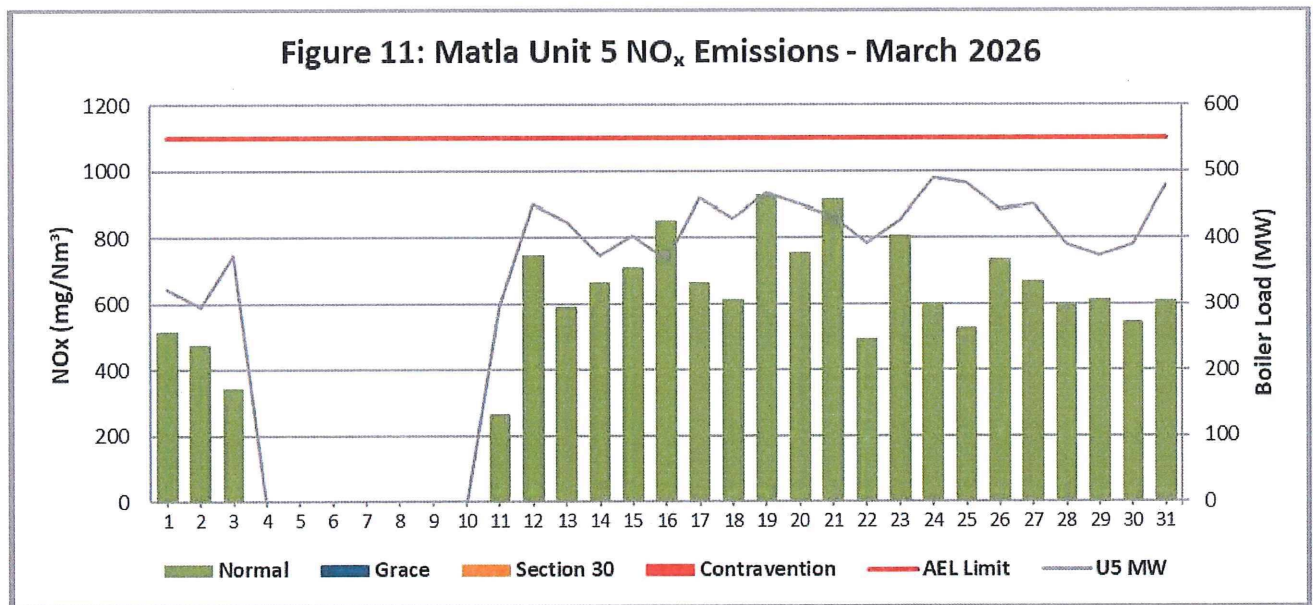


Note: Matla Power Station South Stack did not exceed NO_x limit

CONTROLLED DISCLOSURE



Note: Matla Power Station Unit 4 did not exceed NO_x limit



Note: Matla Power Station unit 5 did not exceed NO_x limit

CONTROLLED DISCLOSURE

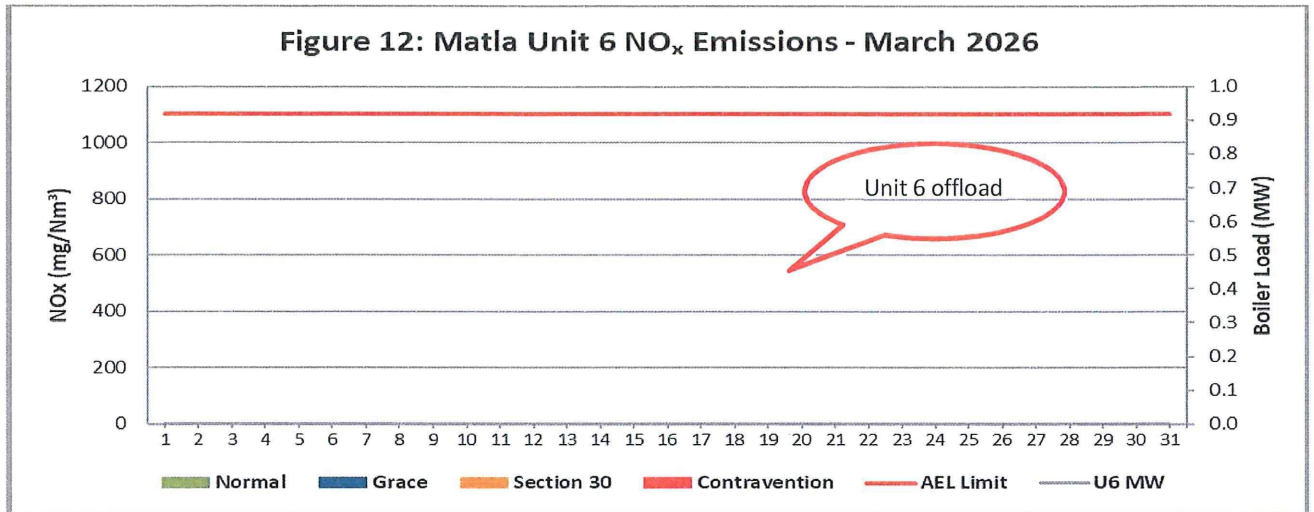


Table 7 – The No of hours, over a period of 24 hours, for which PM emissions exceeded limit

Associated Unit/Stack	Dates	Number of hours
South Stack	03/03/2026	23 hours
	04/03/2026	9 hours
	06/03/2026	12 hours
	08/03/2026	4 hours
	09/03/2026	13 hours
	12/03/2026	13 hours
	17/03/2026	15 hours
	21/03/2026	7 hours
	27/03/2026	9 hours
	28/03/2026	14 hours
Unit 4	09/03/2026	15 hours
	17/03/2026	15 hours
	18/03/2026	14 hours
	23/03/2026	10 hours
Unit 5	13/03/2026	19 hours
	17/03/2026	9 hours

Table 5-Monthly Tonnages for 03/2026

Associated Unit/Stack	PM (tons)	SO ₂ (tons)	NO _x (tons)
Unit 1	101.6	3 054	1 403
Unit 2	68.7	2 353	1 075
Unit 3	101.9	3 085	1 415
Unit 4	64.0	1 454	556
Unit 5	62.4	1 949	767
Unit 6	Off	Off	Off
SUM	398.55	11 896	5 216

CONTROLLED DISCLOSURE

Table 6-Monthly Averages Concentration for 03/2026 in mg/Nm³

Associated Unit/Stack	PM	SO ₂	NO ₂
South Stack	56.9	1 726.6	790.4
Unit 4	107.1	1 544.9	585.4
Unit 5	62.2	1 673.0	635.2
Unit 6	Off	Off	Off

6. Continuous Emissions Monitoring System (CEMS)

Table 7- Periods during which was inoperative/malfunctioning.

Date	CEMS status	Comments
March 2026	PM monitor reliability low	The PM reliability for Unit 4 monitor was low. The monitor was constantly drifting outside the 4-20mA range. C&I Maintenance did the adjustment on output 1. The monitor reliability was monitored since the 17th of March 2026 it increased to the acceptable level of above 80%.
	CO ₂ and O ₂ relationship not in spec	The Matla South Stack and Unit 5 gas monitor CO ₂ +O ₂ relationship not within Specification however parallel tests averages were used for the purpose of accurate reporting of the gases during this reporting period.
	South Stack Gaseous Emissions readings	Unity Factor was utilised for reporting NO _x and SO _x in March 2026 due to a Step change on the Monitor, the Station Conducted new parallel test and is waiting the report.

Table 8-CEMS Monitor Reliability Percentage

Associated Unit/Stack	PM	SO ₂	NO ₂	O ₂
South Stack	98.9	100.0	100.0	100.0
Unit 4	64.2	100.0	100.0	100.0
Unit 5	85.3	97.6	98.7	100.0
Unit 6	Off	Off	Off	Off

CONTROLLED DISCLOSURE

7. CEMS Calibration and Equipment Used for Calibration

Calibration certificates to be made available upon request.

8. Validity of Correlation and Parallel Test

Table 9-Validity of Correlation and Parallel Test.

Associated Unit/Stack	Correlation Test (PM)	Parallel Test (NO ₂ , CO ₂ , O ₂ , SO ₂)
South Stack	Valid until 27 February 2027	Valid until 30 October 2027
Unit 4	Valid until 05 March 2028	Valid until 11 May 2027
Unit 5	Valid Until 25 August 2026	Valid until 29 May 2027
Unit 6	Valid until 02 August 2026 (Unit off Since 19 December 2024)	Valid until 30 June 2025: (Unit off Since 19 December 2024)

9. Complaint Register

Table 10-Complaints for the month of 03/2026

Source Code/ Name	Air pollution complaints received	Calculation of Impacts/ emissions associated with the incident	Date of complaint and date of response by the license holder	Action taken to resolve the complaint	Date when the action was implemented.

Note : No complaints for the month of March 2026

CONTROLLED DISCLOSURE