



SCHEDULE OF STANDARD PRICES FOR ESKOM TARIFFS 1 APRIL 2020 TO 31 MARCH 2021 FOR NON-LOCAL AUTHORITY SUPPLIES, AND 1 JULY 2020 TO 30 JUNE 2021 FOR LOCAL AUTHORITY SUPPLIES

1. Standard prices

The standard prices contained in this schedule to be charged by Eskom for electricity supplied or made available by Eskom to customers, shall, subject to the provisions of the Electricity Regulation Act (Act No 4 of 2006), or its successor-in-title, be as set out hereunder.

These terms, conditions and prices contained in this schedule are the official tariffs approved by NERSA and are valid until Eskom's next price increase or tariff changes as approved by NERSA from time to time.

2. Definitions and abbreviations

2.1. Definitions

For the purpose of this Schedule the following words and phrases shall have the same meanings as assigned to them herein:

Account means the invoice received by a customer for a single **POD/point of supply** or if consolidated, multiple **points of delivery**/supply for electricity supplied and/or use of the **System**.

Active energy charge or energy charge means the charge for each unit of energy consumed, typically charged for as c/kWh.

Administration charge means the daily fixed charge payable per **POD/point of supply/service agreement** to recover administration-related costs such as meter reading, billing and meter capital. It is based on the **monthly utilised capacity** or **monthly maximum exported capacity** per **POD/point of supply/service agreement**.

Affordability subsidy charge means the transparent charge indicating socio-economic subsidies related to the supply of electricity to **residential tariffs** and is payable on Eskom related active energy sales to **non-local authority tariffs**.

Ancillary Service charge means the charge that recovers the cost of providing ancillary services by the System Operator.

Annual utilised capacity means the higher of the **notified maximum demand (NMD)** or the **maximum demand**, per **POD/point of supply** measured in kVA, and registered during a rolling 12-month period.

Annual maximum export capacity means the higher of the notified **maximum export capacity (MEC)** or the actual **maximum exported capacity**, per **point of supply** measured in kW, and registered during a rolling 12-month period.

Chargeable demand means the highest average demand measured in kVA in a billing month during the chargeable time periods specified for each tariff. For WEPS, Megaflex and Megaflex Gen, the chargeable period is during these tariffs peak and standard periods and for Nightsave Urban (Large and Small) and Nightsave Rural during Nightsave's peak periods.

Code means the Distribution Code, the South African Grid Code, the Grid Connection Code for Renewable Power Plants or any other code, published by NERSA, as applicable, and as amended, modified, extended, replaced or re-enacted from time to time.

Distribution means the regulated business unit through which Eskom constructs, owns, operates and maintains the **Distribution System** in accordance with its licence and the **Code**.

Distribution connected means connected to the **Distribution system**.

Distribution losses charge means the production-based (energy) incentive to generators. The losses charge is based on the approved loss factors, the load factor, the amount of energy produced seasonally and TOU and the WEPS energy rate (excluding losses).

Distribution network capacity charge (previously known as the **Distribution network access charge**) means the R/kVA or R/POD fixed network charge raised to recover **Distribution** network costs and depending on the tariff is charged on the **annual utilised capacity** or **maximum export capacity** where **maximum demand** is measured or the **NMD** where **maximum demand** is not measured.

Distribution network demand charge means the R/kVA or c/kWh variable network charge raised to recover Distribution network costs and depending on the tariff may be charged on the **chargeable demand** or the active energy.

Distribution System means Eskom's network infrastructure consisting of assets operated at a nominal voltage of 132 kV or less, not classified as transmission transformation equipment.

Distribution use-of-system (DUoS) charges means the network tariffs charged for making capacity available, connecting to and for the use of the **Distribution System**. The **DUoS** charges are the source of the **Distribution** network charge components in the retail tariff structures.

DUoS charge (generators) means the **DUoS** charges payable by generators. These **DUoS** charges for generators comprise the **network capacity charge** based on **maximum export capacity**, the **losses charge**, the **ancillary service charge**, the **service charge** and the **administration charge**.

DUoS charge (loads) means the **DUoS** charges payable by loads. These **DUoS** charges comprise the **network capacity charge**, the **network demand charge**, the **urban low voltage subsidy charge**, the **ancillary service charge**, the **service charge**, the **administration charge** and the **electrification and rural network subsidy charge**.

Electrification and rural network subsidy charge means the **DUoS charge** transparently indicating the contribution towards socio-economic network-related subsidies for Residential and **Rural_p** tariffs and is payable by loads that use the **Distribution** or **Transmission System** for the delivery of energy.

Energy demand charge means the seasonally differentiated charge per **POD** that recovers peak energy costs, and based on the **chargeable demand**.

Embedded Transmission use-of-system (ETUoS) charge means the **TUoS** charges payable by customers connected to the **Distribution** network.

Excess network capacity charge (previously known as the **excess network access charge**) means the charge payable with reference to the **NMD rules** and is based on the maximum demand exceeding the **NMD** multiplied by the **event number** (recorded every time the **NMD** is exceeded) multiplied by the applicable **network capacity charges** for the tariff (refer further to paragraph 4.1).

High-demand season means the **TOU** Period from 1 June to 31 August of each year.

High voltage (HV) networks usually consist of equipment supplied at a voltage greater than 22 kV and consist of the distribution substations and networks. A substation is considered an **HV** substation when the primary side of the substation is supplied at a voltage > 22 kV.

Key customer means a customer that consumes more than 100 GWh per annum on a contiguous site under a single management structure, or is prepared to pay to be a Key Customer.

Local authority tariffs means tariffs applicable to municipal bulk points of supply.

Loss factors mean the factor indicating the cost or benefit of technical energy losses on the **Transmission** and the **Distribution System**. The **Distribution loss factors** differ per voltage category and per **Rural_p** and **Urban_p** categories. The **Transmission loss factors** differ for generators and loads and are based on the **Transmission zones**.

Losses charge means the charge payable based on the applicable **loss factors** and the **WEPS** rate excluding losses.

Low-demand season means the **TOU** Period from 1 September to 31 May of each year.

Maximum demand/exported capacity means the highest average demand measured in kVA or kW at the **POD/point of supply** during a 30 minute integrating period in a billing month.

Maximum export capacity (MEC) means the maximum capacity at the **point(s) of supply** notified by the customer and accepted by Eskom for the transmission of electrical energy between a generator and the **Transmission or Distribution System**.
*Note: The notification of the maximum export capacity shall be governed by the **NMD and MEC rules**.*

Medium voltage (MV) networks consist of the networks above 1 kV up to 22 kV. Eskom has specifically designated some rural networks with a voltage of 33 kV as rural reticulation networks. A substation is considered a **MV** substation when the primary side of the substation is supplied at a voltage ≤ 22 kV.

Monthly maximum exported capacity means the higher of the notified **maximum export capacity (MEC)** or the actual **maximum exported capacity**, measured in kW registered during the billing month.

Monthly utilised capacity means the higher of the **notified maximum demand (NMD)** or the **maximum demand**, measured in kVA or kW registered during the billing month.

Network capacity charge (previously known as the **network access charge**) means the R/kVA or R/**POD** fixed network charge raised to recover network costs and depending on the tariff is charged on the **annual utilised capacity** or **maximum export capacity** where **maximum demand** is measured or the **NMD** where **maximum demand** is not measured.

Network demand charge means the R/kVA or c/kWh variable network charge raised to recover network costs and depending on the tariff may be charged on the **chargeable demand** or the active energy.

Non-local authority tariffs means the tariffs applicable to Eskom's direct customers (i.e. customers within Eskom's licensed area of supply) and exclude the **non-local authority tariffs**.

Notified maximum demand (NMD) means the contracted **maximum demand**, notified in writing by the customer and accepted by Eskom per **POD/point of supply**. *Note: The notification of demand shall be governed by the **NMD and MEC rules**.*

NMD and MEC rules means the rules approved by NERSA and as amended from time to time for the notification of demand or maximum export capacity or changes to or exceedances of the **NMD or MEC** (refer further to paragraph 4.1).

Off-peak period means the **TOU periods** of relatively low **system** demand (refer further to paragraph 3).

Peak period means the **TOU periods** of relatively high **system** demand (refer further to paragraph 3).

Point of delivery (POD)/point of supply, means either a single point of supply, or a specific group of points of supply on Eskom's **System**, from where electricity is supplied to the customer by Eskom, or from where the customer supplies electricity to Eskom's **System** located within a single substation, at which electricity is supplied/delivered to the customer at the same declared voltage and tariff. *Note: This can be a metering or summation point.*

Public holidays means the treatment of charges on **public holidays** as specified by Eskom and as set out in paragraph 10.

Reactive energy charge means a c/kVAh charge based on the power factor and tariff of the **POD**.

Residential tariffs means the Homelight and Homepower suite of tariffs.

Rural_p means areas classified as rural by Eskom for the purposes of tariff design and classification.

Service agreement means each tariff /transaction/contract linked to an account.

Service and administration charge means the monthly charge payable per **account/service agreement** for service and administration related costs. (Also see **service charge** and **administration charge**).

Service charge means the daily fixed charge payable per **account** to recover service-related costs and is based on the sum of the **monthly utilised capacity(s)** or **maximum export capacity(s)** of all **PODs** linked to an **account**.

Standard period means the **TOU periods** of relatively mid system demand (refer further to paragraph 3).

Standard charge/fee means the fees/charges described in paragraph 7.

System means the **Transmission** and **Distribution** network infrastructure consisting of all lines and substation equipment.

Time-of-use (TOU) tariff means a tariff with energy charges that change during different **TOU periods** and seasons.

TOU periods means time blocks based on the volume of electricity demand during high, mid and low demand periods and may differ per tariff. The **TOU periods** typically are **peak**, **standard** and **off-peak** periods and differ during in **high** and **low demand seasons** and are further described in paragraph 3.

Transmission means the regulated business unit through which Eskom constructs, owns, operates and maintains the **Transmission System** in accordance with its licence and the **Code**.

Transmission connected means connected to the **Transmission system**.

Transmission system means Eskom's electricity **system** consisting of all lines and substation equipment where the nominal voltage is above 132 kV or where the nominal voltage is lower than or equal to 132 kV and there are no **Distribution System** assets.

Transmission use-of-system (TUoS) charges means the network tariffs charged for making capacity available, connecting to and for the use of the **Transmission System**. The **TUoS** charges are the source of the **ETUoS** and the **Transmission network charge** components in the retail tariff structures.

Transmission network access charge means the same as **Transmission network charge**.

Transmission network charge means the network related **TUoS** charge.

Transmission zone(s) means the geographic differentiation applicable to **Transmission** network charges and **loss factors** as indicated in paragraph 4, to indicate the costs associated with the delivery and transmission of energy.

Urban_p areas means areas classified by Eskom as urban for the purposes of tariff design and classification.

Urban low voltage subsidy charge means the charge transparently indicating the network-related cross subsidy payable by ≥ 66 kV **Urban_p** connected supplies for the benefit of < 66 kV connected **Urban_p** supplies.

Utilised capacity means the same as **annual utilised capacity**.

2.2. Abbreviations

c/kWh	cents per kilowatt-hour
DUoS	Distribution use-of-system
ETUoS	Embedded Transmission use-of-system charges
kV	Kilovolt
kVA	Kilovolt-ampere
kWh	Kilowatt-hour
Gen	Generator
HV	High voltage
IPP	Independent Power Producer
MEC	Maximum export capacity
MV	Medium voltage
Nersa	National Energy Regulator of South Africa
NMD	Notified maximum demand
POD	Point of delivery
TOU	Time-of-use
TUoS	Transmission use-of-system
UoS	Use-of-system

INDEX	PAGE NO
1. Standard prices.....	1
2. Definitions and abbreviations.....	1
2.1. Definitions.....	1
2.2. Abbreviations.....	3
3. Time-of-use periods.....	7
3.1. Nightsave Urban Large, Nightsave Urban Small and Nightsave Rural TOU periods.....	7
3.2. WEPS, Megaflex, Megaflex Gen, Miniflex, Ruraflex and Ruraflex Gen: low and high demand seasons TOU periods	7
4. Transmission zones.....	8
4.1. Transmission zones for loads.....	8
4.2. Transmission zones for generators.....	8
5. NMD and MEC rules and charges payable in the event of an NMD exceedance.....	9
5.1. Charges applicable for exceedance of the NMD.....	9
5.2. Charges applicable for exceedance of the MEC rules*.....	9
6. Charges payable monthly.....	9
7. Standard fees/charges for services rendered.....	9
8. Variation of standard prices.....	9
9. Value-added tax.....	9
10. Public holidays.....	10
URBAN TARIFFS.....	11
11. WEPS.....	11
12. Nightsave Urban (Large) tariff.....	14
13. Nightsave Urban (Small) tariff.....	17
14. Megaflex tariff.....	20
15. Megaflex Gen tariff.....	23
16. Miniflex tariff.....	25
17. Businessrate tariff.....	28
18. Public Lighting.....	29
RESIDENTIAL TARIFFS.....	30
19. Homepower tariffs.....	30
19.1. Homepower Standard tariff.....	30
19.2. Homepower Bulk tariff.....	30
20. Homelight non-local authority tariff.....	31
RURAL TARIFFS.....	32
21. Nightsave Rural tariff.....	32
22. Ruraflex tariff.....	34
23. Ruraflex Gen tariff.....	36
24. Landrate, Landrate Dx and Landlight tariffs.....	37
24.1. Landrate 1, 2, 3 and 4.....	37
24.2. Landrate Dx.....	37
24.3. Landlight.....	37
USE-OF-SYSTEM CHARGES.....	39
25. Loss factors.....	39
25.1. Loss factors (Distribution – loads and generators).....	39
25.2. Loss factors (Transmission – loads).....	39
25.3. Transmission loss factors for Transmission connected generators.....	39
25.4. TUoS (> 132 KV or direct Transmission connected) losses charge for generators.....	40
26. TUoS (> 132 KV or direct Transmission connected) network charge for loads.....	40
27. TUoS network charge for generators.....	40
28. Ancillary service charge for Transmission connected generators and loads.....	40
29. Ancillary service charge for Distribution connection generators and loads.....	41
30. Urban _p ETUoS network charge for loads.....	41
31. Rural _p ETUoS network charge for loads.....	41
32. Urban _p DUoS network charge and Urban _p low voltage subsidy charge for loads.....	42
33. Rural _p DUoS network charge for loads.....	42
34. DUoS network charge for generators.....	42

35.	DUoS distribution losses charge for generators.....	43
36.	DUoS service and administration charges.....	43
36.1.	DUoS urban _p service and administration charges.....	43
36.2.	DUoS rural service and administration charges.....	43
36.3.	DUoS electrification and rural subsidy charge.....	44
37.	Excess network capacity charges in the event of an NMD exceedance.....	45

TARIFFS APPLICABLE FOR GENERATOR USE-OF-SYSTEM CHARGES..... 47

38.	Gen-DUoS urban.....	47
39.	Gen-DUoS rural.....	47
40.	Gen-TUoS.....	48

TARIFFS APPLICABLE FOR THE RECONCILIATION OF ACCOUNTS FOR ESKOM CUSTOMERS RECEIVING ENERGY FROM NON-ESKOM GENERATORS..... 49

41.	Gen-wheeling tariff.....	49
42.	Gen-offset tariff.....	49
43.	Gen-purchase tariff.....	50

TABLES

PAGE NO

Table 1: WEPS non-local authority tariff.....	12
Table 2: WEPS local authority tariff.....	13
Table 3: Nightsave Urban (Large) non-local authority tariff.....	15
Table 4: Nightsave Urban (Large) local authority tariff.....	16
Table 5: Nightsave Urban (Small) non-local authority tariff.....	18
Table 6: Nightsave Urban (Small) local authority tariff.....	19
Table 7: Megaflex non-local authority tariff.....	21
Table 8: Megaflex local authority tariff.....	22
Table 9: Megaflex Gen tariff.....	23
Table 10: Miniflex non-local authority tariff.....	26
Table 11: Miniflex local authority tariff.....	27
Table 12: Businessrate non-local authority tariff.....	28
Table 13: Businessrate local authority tariff.....	28
Table 14: Public Lighting non-local authority tariff.....	29
Table 15: Public Lighting local authority tariff.....	29
Table 16: Homepower Standard and Homepower Bulk non-local authority tariff.....	30
Table 17: Homepower Standard local authority tariff.....	31
Table 18: Homelight non-local authority tariff.....	31
Table 19: Nightsave Rural non-local authority tariff.....	33
Table 20: Nightsave Rural local authority tariff.....	33
Table 21: Ruraflex non-local authority tariff.....	35
Table 22: Ruraflex local authority tariff.....	35
Table 23: Ruraflex Gen tariff.....	36
Table 24: Landrate, Landrate Dx and Landlight non-local authority tariff.....	37
Table 25: Landrate, Landrate Dx and Landlight local authority tariff.....	38
Table 26: Loss factors (Distribution – loads and generators).....	39
Table 27: Loss factors (Transmission – loads).....	39
Table 28: Loss factors for Transmission connected generators).....	39
Table 29: TUoS network charge for direct Transmission connected loads.....	40
Table 30: TUoS network charge for Transmission connected generators.....	40
Table 31: Ancillary service charge for Transmission connected generators and loads.....	40
Table 32: Ancillary service charge for Distribution connected generators and loads.....	41
Table 33: ETUoS network charge for Distribution connected Urban _p loads.....	41
Table 34: ETUoS network charge for Distribution connected Rural _p loads.....	41
Table 35: Urban _p DUoS network charge and urban low voltage subsidy charge for Distribution connected loads.....	42
Table 36: Rural _p DUoS network charge for Distribution connected loads.....	42
Table 37: DUoS network charge for Distribution connected generators.....	42
Table 38: Urban _p Service and administration charges.....	43
Table 39: Rural _p service and administration charges.....	43
Table 40: DUoS electrification and rural subsidy charge.....	44
Table 41: Excess network capacity charges – non local authorities.....	45
Table 42: Excess network capacity charges – Local authorities.....	46
Table 43: Gen DUoS Urban structure.....	47
Table 44: Gen DUoS rural structure.....	47
Table 45: Gen TUoS structure.....	48
Table 46: Gen-wheeling tariff structure.....	49
Table 47: Gen-offset tariff structure.....	50
Table 48: Gen-purchase tariff structure.....	50
Table 49: Transflex 1 tariff.....	Error! Bookmark not defined.

Table 50: Transflex 2 tariff	Error! Bookmark not defined.
------------------------------------	------------------------------

FIGURES	PAGE NO
Figure 1: Nightsave TOU periods	7
Figure 2: WEPS, Megaflex, Megaflex Gen, Miniflex, Ruraflex and Ruraflex Gen: low and high demand seasons TOU periods	7
Figure 3: Transmission zones for loads	8
Figure 4: Transmission zones for generators.....	8

3. Time-of-use periods

3.1. Nightsave Urban Large, Nightsave Urban Small and Nightsave Rural TOU periods

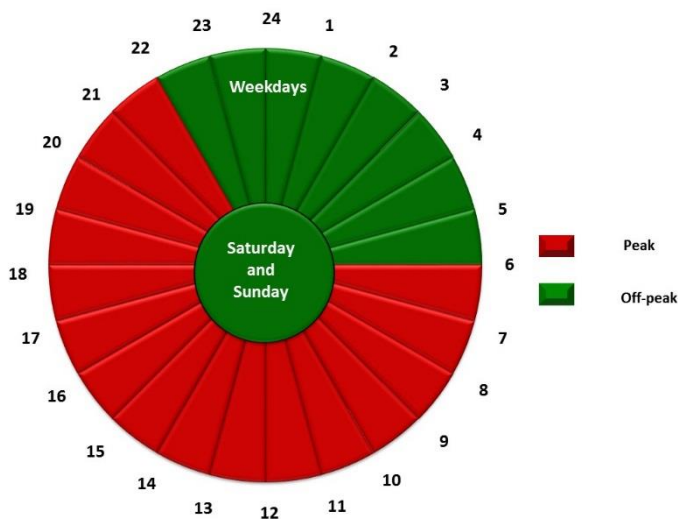


Figure 1: Nightsave TOU periods

3.2. WEPS, Megaflex, Megaflex Gen, Miniflex, Ruraflex and Ruraflex Gen: low and high demand seasons TOU periods

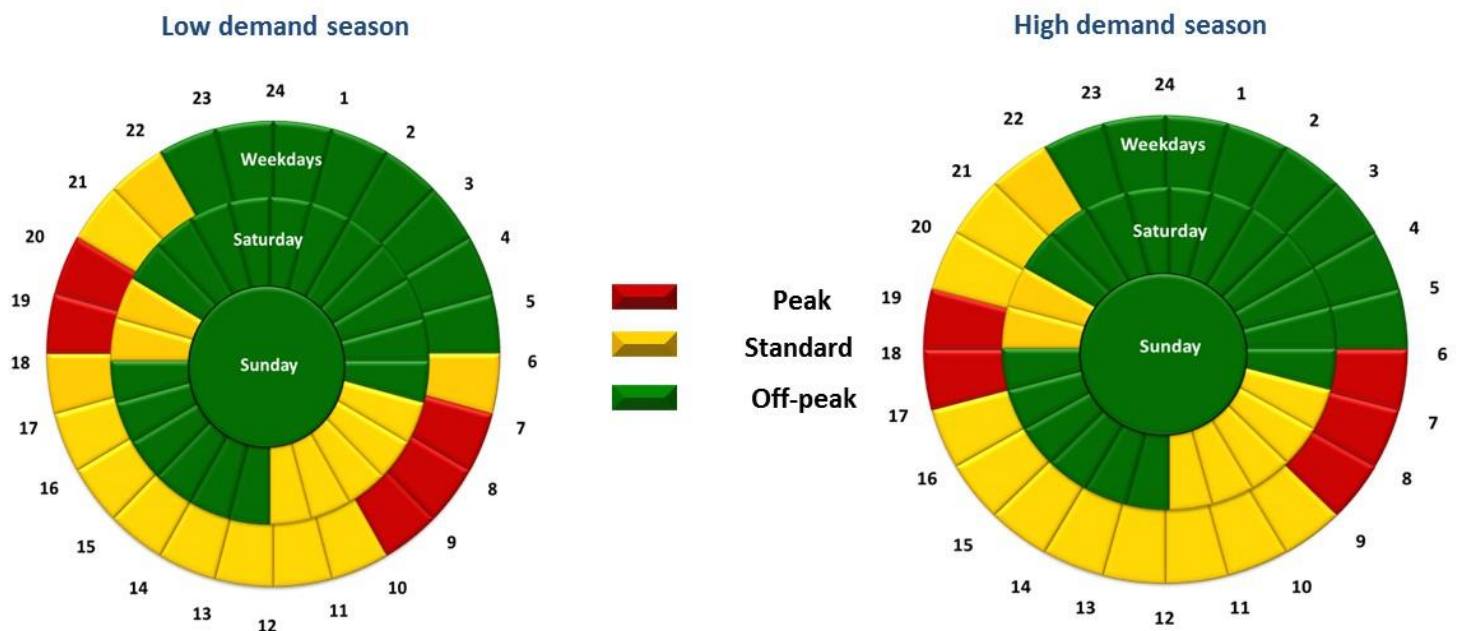


Figure 2: WEPS, Megaflex, Megaflex Gen, Miniflex, Ruraflex and Ruraflex Gen: low and high demand seasons TOU periods

4. Transmission zones

4.1. Transmission zones for loads

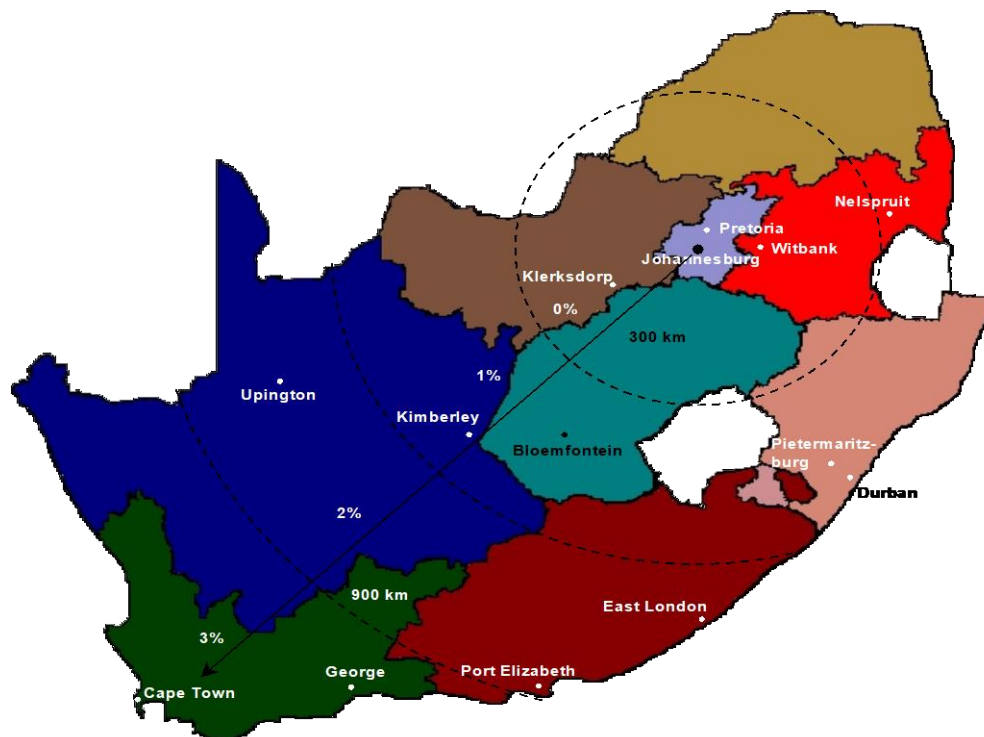


Figure 3: Transmission zones for loads

4.2. Transmission zones for generators

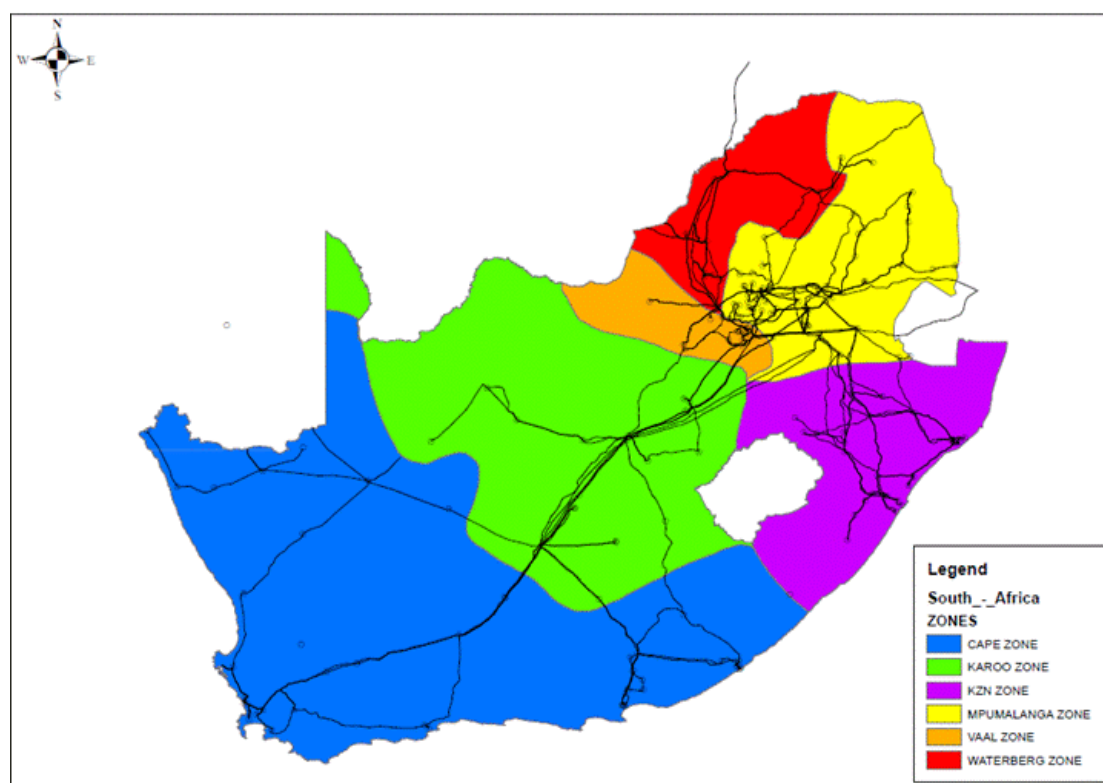


Figure 4: Transmission zones for generators

5. NMD and MEC rules and charges payable in the event of an NMD exceedance

The NMD (and MEC rules), as amended from time to time with the approval of NERSA, set out the rules relating to an notification, changes and exceedance of the **NMD and MEC**. For the rules please go to www.eskom.co.za/tariffs.

5.1. Charges applicable for exceedance of the NMD

An exceedance of the **NMD** based on the difference between the **maximum demand** and the NMD, will impact the following charges (as applicable); the **Distribution network capacity* charge***, the **network capacity charge***, the **Transmission network charge** and the **urban low voltage subsidy charge** for as applicable, the DUoS charges, the TUoS charges and the Ruraflex, Ruraflex Gen, Nightsave Rural, Megaflex, Megaflex Gen, Miniflex, Nightsave Urban Small and Nightsave Urban Large tariffs.

The amount payable through the **excess network capacity charge** (refer to paragraph 37), in the event of an exceedance is calculated on the number of times the **NMD** is exceeded by the **maximum demand** multiplied by the portion of the maximum demand exceeding the **NMD** multiplied by the sum of the **Distribution network capacity charge*** and the **Transmission network charge** (or for Miniflex and Ruraflex the **network capacity charge***) and if applicable, the **urban low voltage subsidy charge** for the respective tariffs.

*Note that any reference in the NMD rules to “the network access charge” must be replaced with “the network capacity charge” and to “the excess network access charge” must be replaced with “the excess network capacity charge”.

5.2. Charges applicable for exceedance of the MEC rules*

These rules are in the process of being revised by Nersa. Please refer to the Eskom website (www.eskom.co.za/tariffs) for the latest version of the rules.

6. Charges payable monthly

All electricity **accounts** payable by a customer in terms of this Schedule shall be rendered monthly by Eskom and shall be payable monthly in accordance with the provisions of the electricity supply agreement. If, in terms of the electricity supply agreement, meter readings are made at three-monthly intervals, Eskom shall render provisional **accounts** for the months in which no meter reading is made, based upon the monthly consumption in the previous three-monthly period or upon an estimated amount, and a final **account**, incorporating an adjustment of the provisional **accounts**, based upon the actual consumption for the period.

If the commencing date or the termination date of any supply is such that the supply was available for a portion of a month then the monthly charges payable in terms of this Schedule shall be calculated pro rata to the portion of a month of 30 (thirty) days during which the supply was available.

In addition to the charges payable in terms of this Schedule, a connection charge and/or standard charges/fees may be raised for costs not recovered through the tariff charges for the provision of new or additional capacity, or for additional services rendered to the customer.

7. Standard fees/charges for services rendered

In addition to the standard tariff charges set out in this schedule, Eskom may raise additional standard fees/charges for direct services rendered to a customer s.e.g. the provision of service mains, the installation of equipment in the customer's substation, for the taking of any special meter readings, for reconnection of the supply after disconnection (i) either at the request of the customer or (ii) caused by the customer in failure to carry out its obligations, and for special/additional work done for the customer by Eskom. Refer to www.eskom.co.za/tariffs for the list of standard/charges/fees applicable.

8. Variation of standard prices

In its charges to a particular customer, Eskom may vary the prices in this Schedule and/or impose additional charges, as regulated in terms of the Electricity Regulation Act (Act No 4 of 2006).

9. Value-added tax

The standard prices as specified in this Schedule include value-added tax (VAT) at the current prescribed tax rate of 15%. In cases of electricity supplies where the said tax is not applicable or partly or wholly exempt, the customer concerned will be informed in writing of the effective prices payable.

The charges and rates excluding VAT are also shown as these are used in the monthly electricity account to calculate the individual tariff charges before VAT is added on. This is done for the convenience of the customer so as to facilitate the claiming of input tax where applicable and to allow for part exemptions and zero rating.

10. Public holidays

The table below indicates the treatment of public holidays for the Nightsave (Urban Large & Small), WEPS, Megaflex, Megaflex Gen and Miniflex tariffs for the period 1 April 2020 to until 30 June 2021. The relevant seasonally differentiated energy charges, energy demand charges and network demand charges will be applicable on these days. Any unexpectedly announced public holiday not listed below will be treated as the day of the week on which it falls.

- The following public holidays will always be treated as a Sunday for Miniflex, Megaflex, Megaflex Gen and WEPS tariffs; New Year's Day, Good Friday, Family Day, Christmas Day and Day of Goodwill. All other days will be treated as a Saturday unless it falls on a Sunday in which case it will be treated as a Sunday.
- For Nightsave Urban Large and Small, all public holidays will be treated as a Sunday.
- All public holidays for the Nightsave Rural, Ruraflex and Ruraflex Gen tariffs will be treated as the day of the week on which it falls.

• Date	Day	Actual day of the week	TOU day treated as	
			Nightsave Urban Large Nightsave Urban Small	Megaflex, Miniflex, WEPS, Megaflex Gen
10 April 2020	Good Friday	Friday	Sunday	Sunday
13 April 2020	Family Day	Monday	Sunday	Sunday
27 April 2020	Freedom Day	Monday	Sunday	Saturday
1 May 2020	Workers Day	Friday	Sunday	Saturday
16 June 2020	Youth Day	Tuesday	Sunday	Saturday
9 August 2020	National Women's Day	Sunday	Sunday	Sunday
10 August 2020	Public Holiday	Monday	Sunday	Saturday
24 September 2020	Heritage Day	Thursday	Sunday	Saturday
16 December 2020	Day of Reconciliation	Wednesday	Sunday	Saturday
25 December 2020	Christmas Day	Friday	Sunday	Sunday
26 December 2020	Day of Goodwill	Saturday	Sunday	Sunday
1 January 2021	New Year's Day	Friday	Sunday	Sunday
21 March 2021	Human Rights Day	Sunday	Sunday	Sunday
22 March 2021	Public Holiday	Monday	Sunday	Saturday
02 April 2021	Good Friday	Friday	Sunday	Sunday
05 April 2021	Family Day	Monday	Sunday	Sunday
27 April 2021	Freedom Day	Tuesday	Sunday	Saturday
1 May 2021	Worker's Day	Saturday	Sunday	Saturday
16 June 2021	Youth Day	Wednesday	Sunday	Saturday

URBAN TARIFFS

11. WEPS

WEPS has the same rates and structure as Megaflex and represents the wholesale costs in the most unbundled format. The following charges apply:

1. seasonally and time-of-use differentiated c/kWh **active energy charges** including losses, based on the voltage of supply and the **transmission zone**;
2. seasonally and time-of-use differentiated c/kWh **active energy charges** excluding losses
3. three time-of-use periods namely **peak, standard and off-peak**, as specified in paragraph 3.2;
4. the treatment of **public holidays** for the raising of the **active energy charge** and the **network demand charge** shall be as specified in paragraph 10;
5. a R/kVA/month **Transmission network charge** based on the voltage of the supply, the **transmission zone** and the **annual utilised capacity** measured at the **POD** applicable during all time periods;
6. a R/kVA/month **Distribution network capacity charge** based on the voltage of the supply and the **annual utilised capacity** measured at the **POD** applicable during all time periods;
7. a R/kVA/month **Distribution network demand charge** based on the voltage of the supply and the **chargeable demand** measured at the **POD** applicable during peak and standard periods;
8. a R/kVA **urban low voltage subsidy charge** based on the voltage of the supply and charged on the **annual utilised capacity** measured at the **POD** applicable during all time periods;
9. a c/kWh **ancillary service charge** based on the voltage of the supply applicable during all time periods;
10. a R/Account/day **service charge** based on the sum of the **monthly utilised capacity(s) of each POD linked to an account**;
11. a R/POD/day **administration charge** based on the **monthly utilised capacity** of each **POD** linked to an **account**;
12. a c/kVAh **reactive energy charge** supplied in excess of 30% (0,96 power factor or less) of the kWh recorded during the peak and standard periods. The excess reactive energy is determined per 30-minute integrating period and accumulated for the month and will only be applicable during the **high-demand season**;
13. a c/kWh **electrification and rural network subsidy charge**, applied to the total active energy measured at the **POD** in the month;
14. a c/kWh **affordability subsidy charge** applied to the total active energy purchased from Eskom at the **POD** in the month – applicable to **non-local authority** tariffs only; and
15. an **excess network capacity charge** shall be payable in the event of an **NMD** exceedance as specified in paragraph 4.1 in accordance with the **NMD rules** and as set out in Table 41 and Table 42 for the relevant tariff.

Note:

The WEPS rate excluding losses is used for the reconciliation of accounts for 1) wheeling of energy and 2) where Eskom purchases energy from an IPP but the energy is supplied directly to a customer. Refer to page 49 for more details

Table 1: WEPS non-local authority tariff

WEPS – Non-local Authority

		Active energy charge [c/kWh]											Transmission network charges [R/kVA/m]		
Transmission zone	Voltage	High demand season [Jun - Aug]						Low demand season [Sep - May]							
		Peak			Standard		Off Peak	Peak		Standard		Off Peak			
		VAT incl		VAT incl		VAT incl	VAT incl		VAT incl		VAT incl		VAT incl		
≤ 300km	< 500V	362.73	417.14	110.36	126.91	60.26	69.30	118.78	136.60	81.96	94.25	52.25	60.09	R 10.38	R 11.94
	≥ 500V & < 66kV	357.04	410.60	108.16	124.38	58.74	67.55	116.45	133.92	80.17	92.20	50.86	58.49	R 9.48	R 10.90
	≥ 66kV & ≤ 132kV	345.73	397.59	104.73	120.44	56.88	65.41	112.79	129.71	77.61	89.25	49.26	56.65	R 9.23	R 10.61
	> 132kV*	325.84	374.72	98.70	113.51	53.61	61.65	106.32	122.27	73.15	84.12	46.42	53.38	R 11.67	R 13.42
> 300km and ≤ 600km	< 500V	365.69	420.54	110.80	127.42	60.16	69.18	119.30	137.20	82.14	94.46	52.11	59.93	R 10.45	R 12.02
	≥ 500V & < 66kV	360.60	414.69	109.23	125.61	59.32	68.22	117.65	135.30	80.96	93.10	51.36	59.06	R 9.57	R 11.01
	≥ 66kV & ≤ 132kV	349.13	401.50	105.75	121.61	57.41	66.02	113.88	130.96	78.38	90.14	49.73	57.19	R 9.30	R 10.70
	> 132kV*	329.11	378.48	99.71	114.67	54.11	62.23	107.34	123.44	73.87	84.95	46.85	53.88	R 11.78	R 13.55
> 600km and ≤ 900km	< 500V	369.33	424.73	111.88	128.66	60.73	69.84	120.48	138.55	82.93	95.37	52.59	60.48	R 10.57	R 12.16
	≥ 500V & < 66kV	364.23	418.86	110.35	126.90	59.92	68.91	118.81	136.63	81.78	94.05	51.88	59.66	R 9.66	R 11.11
	≥ 66kV & ≤ 132kV	352.69	405.59	106.85	122.88	58.01	66.71	115.04	132.30	79.19	91.07	50.24	57.78	R 9.36	R 10.76
	> 132kV*	332.42	382.28	100.69	115.79	54.71	62.92	108.43	124.69	74.62	85.81	47.35	54.45	R 11.95	R 13.74
> 900km	< 500V	373.05	429.01	113.05	130.01	61.36	70.56	121.70	139.96	83.75	96.31	53.15	61.12	R 10.64	R 12.24
	≥ 500V & < 66kV	367.85	423.03	111.42	128.13	60.48	69.55	119.97	137.97	82.56	94.94	52.39	60.25	R 9.77	R 11.24
	≥ 66kV & ≤ 132kV	356.23	409.66	107.90	124.09	58.59	67.38	116.19	133.62	79.98	91.98	50.74	58.35	R 9.45	R 10.87
	> 132kV*	335.66	386.01	101.72	116.98	55.27	63.56	109.56	125.99	75.44	86.76	47.88	55.06	R 12.04	R 13.85

* 132 kV or Transmission connected

Distribution network charges					
Voltage	Network capacity charge [R/kVA/m]		Network demand charge [R/kVA/m]		Urban low voltage subsidy charge [R/kVA/m]
	VAT incl		VAT incl		VAT incl
< 500V	R 20.62	R 23.71	R 39.10	R 44.97	R 0.00 R 0.00
≥ 500V & < 66kV	R 18.91	R 21.75	R 35.87	R 41.25	R 0.00 R 0.00
≥ 66kV & ≤ 132kV	R 6.75	R 7.76	R 12.51	R 14.39	R 16.66 R 19.16
> 132kV*	R 0.00	R 0.00	R 0.00	R 0.00	R 16.66 R 19.16

* 132 kV or Transmission connected

Customer categories	Service charge [R/account/day]		Administration charge [R/POD/day]	
	VAT incl		VAT incl	
≤ 100 kVA	R 16.85	R 19.38	R 3.70	R 4.26
> 100 kVA & ≤ 500 kVA	R 76.94	R 88.48	R 21.58	R 24.82
> 500 kVA & ≤ 1 MVA	R 236.74	R 272.25	R 42.85	R 49.28
> 1 MVA	R 236.74	R 272.25	R 106.69	R 122.69
Key customers	R 4 639.20	R 5 335.08	R 148.16	R 170.38

Electrification and rural network subsidy charge [c/kWh]	Affordability subsidy charge [c/kWh]
VAT incl	VAT incl
9.22	4.34
10.60	4.99

Voltage	Ancillary service charge [c/kWh]	
	VAT incl	
< 500V	0.48	0.55
≥ 500V & < 66kV	0.47	0.54
≥ 66kV & ≤ 132kV	0.45	0.52
> 132kV*	0.42	0.48

* 132 kV or Transmission connected

Reactive energy charge [c/kVAh]			
High season		Low season	
VAT incl		VAT incl	
16.68	19.18	0.00	0.00

Active energy charge excluding losses [c/kWh]											
High demand season [Jun - Aug]						Low demand season [Sep - May]					
Peak	Standard		Off Peak	Peak		Standard		Off Peak			
	VAT incl	VAT incl		VAT incl	VAT incl	VAT incl	VAT incl				
322.39	370.75	97.66	112.31	53.04	61.00	105.19	120.97	72.38	83.24	45.93	52.82

Active energy charge excluding losses and environmental levy [c/kWh]											
High demand season [Jun - Aug]						Low demand season [Sep - May]					
Peak		Standard		Off Peak		Peak		Standard		Off Peak	
	VAT incl		VAT incl		VAT incl		VAT incl		VAT incl		VAT incl
318.90	366.74	94.17	108.30	49.55	56.98	101.70	116.96	68.89	79.22	42.44	48.81

Table 2: WEPS local authority tariff

WEPS – Local Authority

		Active energy charge [c/kWh]												Transmission network charges [R/kVA/m]	
Transmission zone	Voltage	High demand season [Jun - Aug]						Low demand season [Sep - May]							
		Peak		Standard		Off Peak		Peak		Standard		Off Peak			
		VAT incl	VAT incl	VAT incl	VAT incl	VAT incl	VAT incl	VAT incl	VAT incl	VAT incl	VAT incl	VAT incl	VAT incl	VAT incl	
≤ 300km	< 500V	371.05	426.71	112.91	129.85	61.61	70.85	121.48	139.70	83.84	96.42	53.44	61.46	R 10.34	R 11.89
	≥ 500V & < 66kV	365.20	419.98	110.65	127.25	60.09	69.10	119.13	137.00	81.99	94.29	52.03	59.83	R 9.43	R 10.84
	≥ 66kV & ≤ 132kV	353.68	406.73	107.14	123.21	58.19	66.92	115.38	132.69	79.42	91.33	50.37	57.93	R 9.18	R 10.56
	> 132kV*	333.32	383.32	100.98	116.13	54.83	63.05	108.73	125.04	74.83	86.05	47.47	54.59	R 11.62	R 13.36
> 300km and ≤ 600km	< 500V	374.08	430.19	113.32	130.32	61.53	70.76	122.03	140.33	84.01	96.61	53.29	61.28	R 10.38	R 11.94
	≥ 500V & < 66kV	368.85	424.18	111.74	128.50	60.68	69.78	120.34	138.39	82.82	95.24	52.53	60.41	R 9.54	R 10.97
	≥ 66kV & ≤ 132kV	357.14	410.71	108.18	124.41	58.74	67.55	116.50	133.98	80.18	92.21	50.85	58.48	R 9.25	R 10.64
	> 132kV*	336.65	387.15	102.00	117.30	55.37	63.68	109.80	126.27	75.59	86.93	47.94	55.13	R 11.73	R 13.49
> 600km and ≤ 900km	< 500V	377.81	434.48	114.46	131.63	62.14	71.46	123.23	141.71	84.84	97.57	53.82	61.89	R 10.52	R 12.10
	≥ 500V & < 66kV	372.57	428.46	112.85	129.78	61.29	70.48	121.56	139.79	83.61	96.15	53.07	61.03	R 9.60	R 11.04
	≥ 66kV & ≤ 132kV	360.78	414.90	109.27	125.66	59.33	68.23	117.65	135.30	80.98	93.13	51.35	59.05	R 9.32	R 10.72
	> 132kV*	340.02	391.02	103.02	118.47	55.93	64.32	110.93	127.57	76.34	87.79	48.43	55.69	R 11.89	R 13.67
> 900km	< 500V	381.60	438.84	115.61	132.95	62.78	72.20	124.49	143.16	85.67	98.52	54.36	62.51	R 10.57	R 12.16
	≥ 500V & < 66kV	376.29	432.73	113.98	131.08	61.91	71.20	122.73	141.14	84.47	97.14	53.57	61.61	R 9.71	R 11.17
	≥ 66kV & ≤ 132kV	364.41	419.07	110.40	126.96	59.95	68.94	118.86	136.69	81.79	94.06	51.89	59.67	R 9.40	R 10.81
	> 132kV*	343.37	394.88	104.07	119.68	56.55	65.03	112.06	128.87	77.14	88.71	48.96	56.30	R 11.97	R 13.77

* 132 kV or Transmission connected

Distribution network charges					
Voltage	Network capacity charge [R/kVA/m]		Network demand charge [R/kVA/m]		Urban low voltage subsidy charge [R/kVA/m]
	VAT incl	VAT incl	VAT incl	VAT incl	VAT incl
< 500V	R 20.62	R 23.71	R 39.07	R 44.93	R 0.00
≥ 500V & < 66kV	R 18.90	R 21.74	R 35.83	R 41.20	R 0.00
≥ 66kV & ≤ 132kV	R 6.76	R 7.77	R 12.50	R 14.38	R 16.55
> 132kV*	R 0.00	R 0.00	R 0.00	R 0.00	R 16.55

* 132 kV or Transmission connected

Voltage	Ancillary service charge [c/kWh]	
	VAT incl	VAT incl
< 500V	0.48	0.55
≥ 500V & < 66kV	0.47	0.54
≥ 66kV & ≤ 132kV	0.43	0.49
> 132kV*	0.41	0.47

* 132 kV or Transmission connected

Customer categories	Service charge [R/account/day]		Administration charge [R/POD/day]	
	VAT incl	VAT incl	VAT incl	VAT incl
≤ 100 kVA	R 16.74	R 19.25	R 3.67	R 4.22
> 100 kVA & ≤ 500 kVA	R 76.50	R 87.98	R 21.43	R 24.64
> 500 kVA & ≤ 1 MVA	R 235.44	R 270.76	R 42.62	R 49.01
> 1 MVA	R 235.44	R 270.76	R 106.13	R 122.05
Key customers	R 4 613.69	R 5 305.74	R 147.34	R 169.44

Reactive energy charge [c/kVArh]			
High season		Low season	
VAT incl	VAT incl	VAT incl	VAT incl
16.56	19.04	0.00	0.00

Electrification and rural network subsidy charge [c/kWh]	
VAT incl	VAT incl
9.17	10.55

Active energy charge excluding losses [c/kWh]									
High demand season [Jun - Aug]					Low demand season [Sep - May]				
Peak	Standard	Off Peak	Peak	Standard	Off Peak	Peak	Standard	Off Peak	Off Peak
VAT incl	VAT incl	VAT incl	VAT incl	VAT incl	VAT incl	VAT incl	VAT incl	VAT incl	VAT incl
329.79	379.26	99.91	114.90	54.25	62.39	107.58	123.72	74.04	85.15

Active energy charge excluding losses and environmental levy [c/kWh]									
High demand season [Jun - Aug]					Low demand season [Sep - May]				
Peak	Standard	Off Peak	Peak	Standard	Off Peak	Peak	Standard	Off Peak	Off Peak
VAT incl	VAT incl	VAT incl	VAT incl	VAT incl	VAT incl	VAT incl	VAT incl	VAT incl	VAT incl
326.30	375.25	96.42	110.88	50.76	58.37	104.09	119.70	70.55	81.13

12. Nightsave Urban (Large) tariff

Electricity tariff suitable for high load factor Urban_p customers with an NMD greater than 1 MVA with the following charges:

1. seasonally differentiated c/kWh **active energy charges** including losses based on the voltage of the supply and the **Transmission zone**;
2. seasonally differentiated R/kVA **energy demand charges** based on the voltage of the supply, the **Transmission zone** and charged on the **chargeable demand** in **peak** periods as specified in paragraph 3.1;
3. the treatment of **public holidays** for the raising of the **energy demand charge** and the **network demand charge** shall be as specified in paragraph 10;
4. a R/kVA **transmission network charge** based on the voltage of the supply, the **Transmission zone** and charged on the **annual utilised capacity** measured at the **POD** applicable during all time periods;
5. a R/kVA **Distribution network capacity charge** based on the voltage of the supply and the **annual utilised capacity** measured at the **POD** applicable during all time periods;
6. a R/kVA **Distribution network demand charge** based on the voltage of the supply and the **chargeable demand** measured at the **POD** applicable during **peak** periods only;
7. a R/kVA **urban low voltage subsidy charge** applicable to ≥ 66 kV supplies based on the voltage of the supply and charged on the **annual utilised capacity** measured at the **POD** applicable during all time periods.
8. a c/kWh **ancillary service charge** based on the voltage of the supply applicable during all time periods;
9. a R/Account/day **service charge** based on the sum of the **monthly utilised capacity(s) of each POD linked to an account**;
10. a R/POD/day **administration charge** based on the **monthly utilised capacity** of each **POD** linked to an **account**;
11. a c/kWh **electrification and rural network subsidy charge** applied to the total active energy measured at the **POD** in the month;
12. a c/kWh **affordability subsidy charge** applied to the total active energy purchased from Eskom at the **POD** in the month – applicable to **non-local authority** tariffs only; and
13. an **excess network capacity charge** shall be payable in the event of an NMD exceedance as specified in paragraph 4.1 in accordance with the **NMD rules** and as set out in Table 41 and Table 42 for the relevant tariff.

Table 3: Nightsave Urban (Large) non-local authority tariff

Nightsave Urban *Large* – Non-local Authority

Transmission zone	Voltage	Active energy charge [c/kWh]				Energy demand charge [R/kVA/m]				Transmission network charges [R/kVA/m]	
		High demand season [Jun - Aug]		Low demand season		High demand season		Low demand season [Sep - May]			
		VAT incl		VAT incl		VAT incl		VAT incl		VAT incl	
≤ 300km	< 500V	89.59	103.03	69.64	80.09	R 272.60	R 313.49	R 38.10	R 43.82	R 10.38	R 11.94
	≥ 500V & < 66kV	84.83	97.55	66.22	76.15	R 263.84	R 303.42	R 36.88	R 42.41	R 9.48	R 10.90
	≥ 66kV & ≤ 132kV	84.21	96.84	65.43	75.24	R 254.23	R 292.36	R 35.54	R 40.87	R 9.23	R 10.61
	> 132kV*	78.77	90.59	61.25	70.44	R 245.24	R 282.03	R 34.28	R 39.42	R 11.67	R 13.42
> 300km and ≤ 600km	< 500V	90.79	104.41	70.41	80.97	R 275.40	R 316.71	R 38.47	R 44.24	R 10.45	R 12.02
	≥ 500V & < 66kV	86.62	99.61	67.57	77.71	R 266.52	R 306.50	R 37.21	R 42.79	R 9.57	R 11.01
	≥ 66kV & ≤ 132kV	85.97	98.87	66.76	76.77	R 256.74	R 295.25	R 35.87	R 41.25	R 9.30	R 10.70
	> 132kV*	80.44	92.51	62.50	71.88	R 247.74	R 284.90	R 34.59	R 39.78	R 11.78	R 13.55
> 600km and ≤ 900km	< 500V	91.63	105.37	71.09	81.75	R 278.23	R 319.96	R 38.86	R 44.69	R 10.57	R 12.16
	≥ 500V & < 66kV	87.48	100.60	68.27	78.51	R 269.19	R 309.57	R 37.62	R 43.26	R 9.66	R 11.11
	≥ 66kV & ≤ 132kV	86.81	99.83	67.42	77.53	R 259.33	R 298.23	R 36.23	R 41.66	R 9.36	R 10.76
	> 132kV*	81.22	93.40	63.14	72.61	R 250.21	R 287.74	R 34.93	R 40.17	R 11.95	R 13.74
> 900km	< 500V	92.61	106.50	71.81	82.58	R 280.92	R 323.06	R 39.23	R 45.11	R 10.64	R 12.24
	≥ 500V & < 66kV	88.32	101.57	68.93	79.27	R 271.89	R 312.67	R 37.95	R 43.64	R 9.77	R 11.24
	≥ 66kV & ≤ 132kV	87.71	100.87	68.07	78.28	R 261.98	R 301.28	R 36.60	R 42.09	R 9.45	R 10.87
	> 132kV*	82.08	94.39	63.83	73.40	R 252.75	R 290.66	R 35.29	R 40.58	R 12.04	R 13.85

* 132 kV or Transmission connected

Distribution network charges					
Voltage	Network capacity charge [R/kVA/m]		Network demand charge [R/kVA/m]		Urban low voltage subsidy charge [R/kVA/m]
	VAT incl		VAT incl		VAT incl
< 500V	R 20.62	R 23.71	R 39.10	R 44.97	R 0.00 R 0.00
≥ 500V & < 66kV	R 18.91	R 21.75	R 35.87	R 41.25	R 0.00 R 0.00
≥ 66kV & ≤ 132kV	R 6.75	R 7.76	R 12.51	R 14.39	R 16.66 R 19.16
> 132kV / Transmission connected	R 0.00	R 0.00	R 0.00	R 0.00	R 16.66 R 19.16

Voltage	Ancillary service charge [c/kWh]	
	VAT incl	
< 500V	0.48	0.55
≥ 500V & < 66kV	0.47	0.54
≥ 66kV & ≤ 132kV	0.45	0.52
> 132kV*	0.42	0.48

* 132 kV or Transmission connected

Customer categories	Service charge [R/account/day]		Administration charge [R/POD/day]	
	VAT incl		VAT incl	
>1 MVA	R 236.74	R 272.25	R 106.69	R 122.69
Key customers	R 4 639.20	R 5 335.08	R 148.16	R 170.38

Electrification and rural network subsidy charge [c/kWh]	Affordability subsidy charge [c/kWh]	
	Only payable by non-local authority tariffs	
VAT incl		VAT incl
9.22	10.60	4.34 4.99

Table 4: Nightsave Urban (Large) local authority tariff

Nightsave Urban *Large* – Local Authority

		Active energy charge [c/kWh]				Energy demand charge [R/kVA/m]				Transmission network charges [R/kVA/m]	
Transmission zone	Voltage	High demand season		Low demand season		High demand season		Low demand season			
		[Jun - Aug]		[Sep - May]		[Jun - Aug]		[Sep - May]			
		VAT incl		VAT incl		VAT incl		VAT incl		VAT incl	
≤ 300km	< 500V	91.65	105.40	71.26	81.95	R 273.62	R 314.66	R 38.23	R 43.96	R 10.34	R 11.89
	≥ 500V & < 66kV	86.78	99.80	67.74	77.90	R 264.83	R 304.55	R 37.03	R 42.58	R 9.43	R 10.84
	≥ 66kV & ≤ 132kV	86.14	99.06	66.90	76.94	R 255.19	R 293.47	R 35.66	R 41.01	R 9.18	R 10.56
	> 132kV*	80.59	92.68	62.66	72.06	R 246.17	R 283.10	R 34.39	R 39.55	R 11.62	R 13.36
> 300km and ≤ 600km	< 500V	92.84	106.77	72.03	82.83	R 276.45	R 317.92	R 38.60	R 44.39	R 10.38	R 11.94
	≥ 500V & < 66kV	88.59	101.88	69.10	79.47	R 267.50	R 307.63	R 37.35	R 42.95	R 9.54	R 10.97
	≥ 66kV & ≤ 132kV	87.94	101.13	68.30	78.55	R 257.73	R 296.39	R 36.01	R 41.41	R 9.25	R 10.64
	> 132kV*	82.25	94.59	63.95	73.54	R 248.67	R 285.97	R 34.73	R 39.94	R 11.73	R 13.49
> 600km and ≤ 900km	< 500V	93.73	107.79	72.71	83.62	R 279.25	R 321.14	R 39.01	R 44.86	R 10.52	R 12.10
	≥ 500V & < 66kV	89.48	102.90	69.82	80.29	R 270.22	R 310.75	R 37.76	R 43.42	R 9.60	R 11.04
	≥ 66kV & ≤ 132kV	88.81	102.13	68.98	79.33	R 260.32	R 299.37	R 36.36	R 41.81	R 9.32	R 10.72
	> 132kV*	83.07	95.53	64.59	74.28	R 251.18	R 288.86	R 35.10	R 40.37	R 11.89	R 13.67
> 900km	< 500V	94.73	108.94	73.45	84.47	R 282.00	R 324.30	R 39.39	R 45.30	R 10.57	R 12.16
	≥ 500V & < 66kV	90.37	103.93	70.49	81.06	R 272.92	R 313.86	R 38.10	R 43.82	R 9.71	R 11.17
	≥ 66kV & ≤ 132kV	89.70	103.16	69.65	80.10	R 262.95	R 302.39	R 36.75	R 42.26	R 9.40	R 10.81
	> 132kV*	83.98	96.58	65.31	75.11	R 253.71	R 291.77	R 35.42	R 40.73	R 11.97	R 13.77

* 132 kV or Transmission connected

Distribution network charges					
Voltage	Network capacity charge [R/kVA/m]		Network demand charge [R/kVA/m]		Urban low voltage subsidy charge [R/kVA/m]
	VAT incl		VAT incl		VAT incl
< 500V	R 20.62	R 23.71	R 39.07	R 44.93	R 0.00 R 0.00
≥ 500V & < 66kV	R 18.90	R 21.74	R 35.83	R 41.20	R 0.00 R 0.00
≥ 66kV & ≤ 132kV	R 6.76	R 7.77	R 12.50	R 14.38	R 16.55 R 19.03
> 132kV / Transmission connected	R 0.00	R 0.00	R 0.00	R 0.00	R 16.55 R 19.03

Voltage	Ancillary service charge [c/kWh]	
	VAT incl	
< 500V	0.48	0.55
≥ 500V & < 66kV	0.47	0.54
≥ 66kV & ≤ 132kV	0.43	0.49
> 132kV*	0.41	0.47

* 132 kV or Transmission connected

Customer categories	Service charge [R/account/day]		Administration charge [R/POD/day]	
	VAT incl		VAT incl	
>1 MVA	R 235.44	R 270.76	R 106.13	R 122.05
Key customers	R 4 613.69	R 5 305.74	R 147.34	R 169.44

Electrification and rural network subsidy charge [c/kWh]	
VAT incl	
9.17	10.55

13. Nightsave Urban (Small) tariff

Electricity tariff for high load factor Urban_p customers with an NMD from 25 kVA to 1 MVA with the following charges:

1. seasonally differentiated c/kWh **active energy charges** including losses based on the voltage of the supply and the **Transmission zone**;
2. seasonally differentiated R/kVA **energy demand charges** based on the voltage of the supply, the **transmission zone** and charged on the **chargeable demand** in **peak** periods as specified in paragraph 3.1;
3. the treatment of **public holidays** for the raising of the **energy demand charge** and the **network demand charge** shall be as specified in paragraph 10;
4. a R/kVA **Transmission network charge** based on the voltage of the supply, the **Transmission zone** and charged on the **annual utilised capacity** measured at the **POD** applicable during all time periods;
5. a R/kVA **Distribution network capacity charge** based on the voltage of the supply and the **annual utilised capacity** measured at the **POD** applicable during all time periods;
6. a R/kVA **Distribution network demand charge** based on the voltage of the supply and the **chargeable demand** measured at the **POD** applicable during **peak** periods only;
7. a R/kVA **urban low voltage subsidy charge** applicable to ≥ 66 kV supplies based on the voltage of the supply and charged on the **annual utilised capacity** measured at the **POD** applicable during all time periods;
8. a c/kWh **ancillary service charge** based on the voltage of the supply applicable during all time periods;
9. a R/Account/day **service charge** based on the sum of the **monthly utilised capacity(s)** of each **POD** linked to an **account**;
10. a R/POD/day **administration charge** based on the **monthly utilised capacity** of each **POD** linked to an **account**;
11. a c/kWh **electrification and rural network subsidy charge** applied to the total active energy measured at the **POD** in the month;
12. a c/kWh **affordability subsidy charge** applied to the total active energy purchased from Eskom at the **POD** in the month – applicable to **non-local authority** tariffs only; and
13. an **excess network capacity charge** shall be payable in the event of an **NMD** exceedance as specified in paragraph 4.1 a in accordance with the **NMD rules** and as set out in Table 41 and Table 42 for the relevant tariff..

Table 5: Nightsave Urban (Small) non-local authority tariff

Nightsave Urban *Small* – Non-local Authority

		Active energy charge [c/kWh]				Energy demand charge [R/kVA/m]				Transmission network charges [R/kVA/m]	
Transmission zone	Voltage	High demand season [Jun - Aug]		Low demand season [Sep - May]		High demand season [Jun - Aug]		Low demand season [Sep - May]			
		VAT incl		VAT incl		VAT incl		VAT incl			
≤ 300km	< 500V	89.59	103.03	69.64	80.09	R 191.44	R 220.16	R 24.67	R 28.37	R 10.38	R 11.94
	≥ 500V & < 66kV	84.83	97.55	66.22	76.15	R 185.28	R 213.07	R 23.84	R 27.42	R 9.48	R 10.90
	≥ 66kV & ≤ 132kV	84.21	96.84	65.43	75.24	R 178.46	R 205.23	R 22.95	R 26.39	R 9.23	R 10.61
	> 132kV*	78.77	90.59	61.25	70.44	R 172.22	R 198.05	R 22.15	R 25.47	R 11.67	R 13.42
> 300km and ≤ 600km	< 500V	90.79	104.41	70.41	80.97	R 193.40	R 222.41	R 24.87	R 28.60	R 10.45	R 12.02
	≥ 500V & < 66kV	86.62	99.61	67.57	77.71	R 187.14	R 215.21	R 24.08	R 27.69	R 9.57	R 11.01
	≥ 66kV & ≤ 132kV	85.97	98.87	66.76	76.77	R 180.30	R 207.35	R 23.20	R 26.68	R 9.30	R 10.70
	> 132kV*	80.44	92.51	62.50	71.88	R 173.94	R 200.03	R 22.38	R 25.74	R 11.78	R 13.55
> 600km and ≤ 900km	< 500V	91.63	105.37	71.09	81.75	R 195.30	R 224.60	R 25.10	R 28.87	R 10.57	R 12.16
	≥ 500V & < 66kV	87.48	100.60	68.27	78.51	R 189.06	R 217.42	R 24.32	R 27.97	R 9.66	R 11.11
	≥ 66kV & ≤ 132kV	86.81	99.83	67.42	77.53	R 182.12	R 209.44	R 23.43	R 26.94	R 9.36	R 10.76
	> 132kV*	81.22	93.40	63.14	72.61	R 175.66	R 202.01	R 22.60	R 25.99	R 11.95	R 13.74
> 900km	< 500V	92.61	106.50	71.81	82.58	R 197.30	R 226.90	R 25.37	R 29.18	R 10.64	R 12.24
	≥ 500V & < 66kV	88.32	101.57	68.93	79.27	R 190.91	R 219.55	R 24.57	R 28.26	R 9.77	R 11.24
	≥ 66kV & ≤ 132kV	87.71	100.87	68.07	78.28	R 183.97	R 211.57	R 23.68	R 27.23	R 9.45	R 10.87
	> 132kV*	82.08	94.39	63.83	73.40	R 177.50	R 204.13	R 22.86	R 26.29	R 12.04	R 13.85

* 132 kV or Transmission connected

Distribution network charges						
Voltage	Network capacity charge [R/kVA/m]		Network demand charge [R/kVA/m]		Urban low voltage subsidy charge [R/kVA/m]	
	VAT incl		VAT incl		VAT incl	
< 500V	R 20.62	R 23.71	R 39.10	R 44.97	R 0.00	R 0.00
≥ 500V & < 66kV	R 18.91	R 21.75	R 35.87	R 41.25	R 0.00	R 0.00
≥ 66kV & ≤ 132kV	R 6.75	R 7.76	R 12.51	R 14.39	R 16.66	R 19.16
> 132kV / Transmission connected	R 0.00	R 0.00	R 0.00	R 0.00	R 16.66	R 19.16

Voltage	Ancillary service charge [c/kWh]	
	VAT incl	
< 500V	0.48	0.55
≥ 500V & < 66kV	0.47	0.54
≥ 66kV & ≤ 132kV	0.45	0.52
> 132kV*	0.42	0.48

* 132 kV or Transmission connected

Customer categories	Service charge [R/account/day]		Administration charge [R/POD/day]	
	VAT incl		VAT incl	
≤ 100 kVA	R 16.85	R 19.38	R 3.70	R 4.26
> 100 kVA & ≤ 500 kVA	R 76.94	R 88.48	R 21.58	R 24.82
> 500 kVA & ≤ 1 MVA	R 236.74	R 272.25	R 42.85	R 49.28
Key customers	R 4 639.20	R 5 335.08	R 148.16	R 170.38

Electrification and rural network subsidy charge [c/kWh]	Affordability subsidy charge [c/kWh]	
	Only payable by non-local authority tariffs	
VAT incl		VAT incl
9.22	10.60	4.34
		4.99

Table 6: Nightsave Urban (Small) local authority tariff

Nightsave Urban *Small* – Local Authority

		Active energy charge [c/kWh]				Energy demand charge [R/kVA/m]				Transmission network charges [R/kVA/m]	
Transmission zone	Voltage	High demand season [Jun - Aug]		Low demand season [Sep - May]		High demand season [Jun - Aug]		Low demand season [Sep - May]			
		VAT incl		VAT incl		VAT incl		VAT incl		VAT incl	
≤ 300km	< 500V	91.65	105.40	71.26	81.95	R 192.15	R 220.97	R 24.78	R 28.50	R 10.34	R 11.89
	≥ 500V & < 66kV	86.78	99.80	67.74	77.90	R 185.96	R 213.85	R 23.93	R 27.52	R 9.43	R 10.84
	≥ 66kV & ≤ 132kV	86.14	99.06	66.90	76.94	R 179.15	R 206.02	R 23.03	R 26.48	R 9.18	R 10.56
	> 132kV*	80.59	92.68	62.66	72.06	R 172.87	R 198.80	R 22.24	R 25.58	R 11.62	R 13.36
> 300km and ≤ 600km	< 500V	92.84	106.77	72.03	82.83	R 194.13	R 223.25	R 24.98	R 28.73	R 10.38	R 11.94
	≥ 500V & < 66kV	88.59	101.88	69.10	79.47	R 187.89	R 216.07	R 24.15	R 27.77	R 9.54	R 10.97
	≥ 66kV & ≤ 132kV	87.94	101.13	68.30	78.55	R 181.00	R 208.15	R 23.26	R 26.75	R 9.25	R 10.64
	> 132kV*	82.25	94.59	63.95	73.54	R 174.60	R 200.79	R 22.46	R 25.83	R 11.73	R 13.49
> 600km and ≤ 900km	< 500V	93.73	107.79	72.71	83.62	R 196.07	R 225.48	R 25.21	R 28.99	R 10.52	R 12.10
	≥ 500V & < 66kV	89.48	102.90	69.82	80.29	R 189.75	R 218.21	R 24.42	R 28.08	R 9.60	R 11.04
	≥ 66kV & ≤ 132kV	88.81	102.13	68.98	79.33	R 182.82	R 210.24	R 23.51	R 27.04	R 9.32	R 10.72
	> 132kV*	83.07	95.53	64.59	74.28	R 176.33	R 202.78	R 22.67	R 26.07	R 11.89	R 13.67
> 900km	< 500V	94.73	108.94	73.45	84.47	R 198.04	R 227.75	R 25.45	R 29.27	R 10.57	R 12.16
	≥ 500V & < 66kV	90.37	103.93	70.49	81.06	R 191.63	R 220.37	R 24.65	R 28.35	R 9.71	R 11.17
	≥ 66kV & ≤ 132kV	89.70	103.16	69.65	80.10	R 184.66	R 212.36	R 23.75	R 27.31	R 9.40	R 10.81
	> 132kV*	83.98	96.58	65.31	75.11	R 178.18	R 204.91	R 22.94	R 26.38	R 11.97	R 13.77

* 132 kV or Transmission connected

Distribution network charges					
Voltage	Network capacity charge [R/kVA/m]		Network demand charge [R/kVA/m]		Urban low voltage subsidy charge [R/kVA/m]
	VAT incl		VAT incl		VAT incl
< 500V	R 20.62	R 23.71	R 39.07	R 44.93	R 0.00 R 0.00
≥ 500V & < 66kV	R 18.90	R 21.74	R 35.83	R 41.20	R 0.00 R 0.00
≥ 66kV & ≤ 132kV	R 6.76	R 7.77	R 12.50	R 14.38	R 16.55 R 19.03
> 132kV / Transmission connected	R 0.00	R 0.00	R 0.00	R 0.00	R 16.55 R 19.03

Voltage	Ancillary service charge [c/kWh]	
	VAT incl	
< 500V	0.48	0.55
≥ 500V & < 66kV	0.47	0.54
≥ 66kV & ≤ 132kV	0.43	0.49
> 132kV*	0.41	0.47

* 132 kV or Transmission connected

Customer categories	Service charge [R/account/day]		Administration charge [R/POD/day]	
	VAT incl		VAT incl	
≤ 100 kVA	R 16.74	R 19.25	R 3.67	R 4.22
> 100 kVA & ≤ 500 kVA	R 76.50	R 87.98	R 21.43	R 24.64
> 500 kVA & ≤ 1 MVA	R 235.44	R 270.76	R 42.62	R 49.01
Key customers	R 4 613.69	R 5 305.74	R 147.34	R 169.44

Electrification and rural network subsidy charge [c/kWh]
VAT incl
9.17 10.55

14. Megaflex tariff

TOU electricity tariff for Urban_p customers with an NMD greater than 1 MVA that are able to shift load, with the following charges:

1. seasonally and **time-of-use** differentiated c/kWh **active energy charges** including losses, based on the voltage of supply and the **Transmission zone**;
2. three **time-of-use** periods namely **peak**, **standard** and **off-peak**, as specified in paragraph 3.2;
3. the treatment of **public holidays** for the raising of the **active energy charge** and the **network demand charge** shall be as specified in paragraph 10;
4. a R/kVA/month **Transmission network charge** based on the voltage of the supply, the **Transmission zone** and the **annual utilised capacity** measured at the **POD** applicable during all time periods;
5. a R/kVA/month **Distribution network capacity charge** based on the voltage of the supply and the **annual utilised capacity** measured at the **POD** applicable during all time periods;
6. a R/kVA/month **Distribution network demand charge** based on the voltage of the supply and the **chargeable demand** measured at the **POD** applicable during **peak** and **standard** periods;
7. a R/kVA **urban low voltage subsidy charge** based on the voltage of the supply and charged on the **annual utilised capacity** measured at the **POD** applicable during all time periods
8. a c/kWh **ancillary service charge** based on the voltage of the supply applicable during all time periods;
9. a R/Account/day **service charge** based on the sum of the **monthly utilised capacity(s) of each POD linked to an account**;
10. a R/POD/day **administration charge** based on the **monthly utilised capacity** of each **POD** linked to an **account**;
11. a c/kVAh **reactive energy charge** supplied in excess of 30% (0,96 power factor or less) of the kWh recorded during the **peak** and **standard** periods. The excess reactive energy is determined per 30-minute integrating period and accumulated for the month and will only be applicable during the **high-demand season**;
12. a c/kWh **electrification and rural network subsidy charge**, applied to the total active energy measured at the **POD** in the month;
13. a c/kWh **affordability subsidy charge** applied to the total active energy purchased from Eskom at the **POD** in the month – applicable to **non-local authority** tariffs only; and
14. an **excess network capacity charge** shall be payable in the event of an **NMD** exceedance as specified in paragraph 4.1 in accordance with the **NMD rules** and as set out in Table 41 and Table 42 for the relevant tariff..

Table 7: Megaflex non-local authority tariff

Megaflex – Non-local Authority

		Active energy charge [c/kWh]												Transmission	
Transmission zone	Voltage	High demand season [Jun - Aug]						Low demand season [Sep - May]						Transmission network charges [R/kVA/m]	
		Peak		Standard		Off Peak		Peak		Standard		Off Peak			
		VAT incl		VAT incl		VAT incl		VAT incl		VAT incl		VAT incl		VAT incl	
≤ 300km	< 500V	362.73	417.14	110.36	126.91	60.26	69.30	118.78	136.60	81.96	94.25	52.25	60.09	R 10.38	R 11.94
	≥ 500V & < 66kV	357.04	410.60	108.16	124.38	58.74	67.55	116.45	133.92	80.17	92.20	50.86	58.49	R 9.48	R 10.90
	≥ 66kV & ≤ 132kV	345.73	397.59	104.73	120.44	56.88	65.41	112.79	129.71	77.61	89.25	49.26	56.65	R 9.23	R 10.61
	> 132kV*	325.84	374.72	98.70	113.51	53.61	61.65	106.32	122.27	73.15	84.12	46.42	53.38	R 11.67	R 13.42
> 300km and ≤ 600km	< 500V	365.69	420.54	110.80	127.42	60.16	69.18	119.30	137.20	82.14	94.46	52.11	59.93	R 10.45	R 12.02
	≥ 500V & < 66kV	360.60	414.69	109.23	125.61	59.32	68.22	117.65	135.30	80.96	93.10	51.36	59.06	R 9.57	R 11.01
	≥ 66kV & ≤ 132kV	349.13	401.50	105.75	121.61	57.41	66.02	113.88	130.96	78.38	90.14	49.73	57.19	R 9.30	R 10.70
	> 132kV*	329.11	378.48	99.71	114.67	54.11	62.23	107.34	123.44	73.87	84.95	46.85	53.88	R 11.78	R 13.55
> 600km and ≤ 900km	< 500V	369.33	424.73	111.88	128.66	60.73	69.84	120.48	138.55	82.93	95.37	52.59	60.48	R 10.57	R 12.16
	≥ 500V & < 66kV	364.23	418.86	110.35	126.90	59.92	68.91	118.81	136.63	81.78	94.05	51.88	59.66	R 9.66	R 11.11
	≥ 66kV & ≤ 132kV	352.69	405.59	106.85	122.88	58.01	66.71	115.04	132.30	79.19	91.07	50.24	57.78	R 9.36	R 10.76
	> 132kV*	332.42	382.28	100.69	115.79	54.71	62.92	108.43	124.69	74.62	85.81	47.35	54.45	R 11.95	R 13.74
> 900km	< 500V	373.05	429.01	113.05	130.01	61.36	70.56	121.70	139.96	83.75	96.31	53.15	61.12	R 10.64	R 12.24
	≥ 500V & < 66kV	367.85	423.03	111.42	128.13	60.48	69.55	119.97	137.97	82.56	94.94	52.39	60.25	R 9.77	R 11.24
	≥ 66kV & ≤ 132kV	356.23	409.66	107.90	124.09	58.59	67.38	116.19	133.62	79.98	91.98	50.74	58.35	R 9.45	R 10.87
	> 132kV*	335.66	386.01	101.72	116.98	55.27	63.56	109.56	125.99	75.44	86.76	47.88	55.06	R 12.04	R 13.85

* 132 kV or Transmission connected

Distribution network charges						
Voltage	Network capacity charge [R/kVA/m]		Network demand charge [R/kVA/m]		Urban low voltage subsidy charge [R/kVA/m]	
	VAT incl		VAT incl		VAT incl	
< 500V	R 20.62	R 23.71	R 39.10	R 44.97	R 0.00	R 0.00
≥ 500V & < 66kV	R 18.91	R 21.75	R 35.87	R 41.25	R 0.00	R 0.00
≥ 66kV & ≤ 132kV	R 6.75	R 7.76	R 12.51	R 14.39	R 16.66	R 19.16
> 132kV*	R 0.00	R 0.00	R 0.00	R 0.00	R 16.66	R 19.16

* 132 kV or Transmission connected

Voltage	Ancillary service charge [c/kWh]	
	VAT incl	
< 500V	0.48	0.55
≥ 500V & < 66kV	0.47	0.54
≥ 66kV & ≤ 132kV	0.45	0.52
> 132kV*	0.42	0.48

* 132 kV or Transmission connected

Customer categories	Service charge [R/account/day]		Administration charge [R/POD/day]	
	VAT incl		VAT incl	
> 1 MVA	R 236.74	R 272.25	R 106.69	R 122.69
Key customers	R 4 639.20	R 5 335.08	R 148.16	R 170.38

Reactive energy charge [c/kVArh]			
High season		Low season	
VAT incl		VAT incl	
16.68	19.18	0.00	0.00

Electrification and rural network subsidy charge [c/kWh]	Affordability subsidy charge [c/kWh]	
	Only payable by non-local authority tariffs	
VAT incl	VAT incl	
9.22	10.60	4.34
		4.99

Table 8: Megaflex local authority tariff

Megaflex – Local Authority

		Active energy charge [c/kWh]												Transmission	
Transmission zone	Voltage	High demand season [Jun - Aug]						Low demand season [Sep - May]						network charges [R/kVA/m]	
		Peak		Standard		Off Peak		Peak		Standard		Off Peak			
		VAT incl		VAT incl		VAT incl		VAT incl		VAT incl		VAT incl		VAT incl	
≤ 300km	< 500V	371.05	426.71	112.91	129.85	61.61	70.85	121.48	139.70	83.84	96.42	53.44	61.46	R 10.34	R 11.89
	≥ 500V & < 66kV	365.20	419.98	110.65	127.25	60.09	69.10	119.13	137.00	81.99	94.29	52.03	59.83	R 9.43	R 10.84
	≥ 66kV & ≤ 132kV	353.68	406.73	107.14	123.21	58.19	66.92	115.38	132.69	79.42	91.33	50.37	57.93	R 9.18	R 10.56
	> 132kV*	333.32	383.32	100.98	116.13	54.83	63.05	108.73	125.04	74.83	86.05	47.47	54.59	R 11.62	R 13.36
> 300km and ≤ 600km	< 500V	374.08	430.19	113.32	130.32	61.53	70.76	122.03	140.33	84.01	96.61	53.29	61.28	R 10.38	R 11.94
	≥ 500V & < 66kV	368.85	424.18	111.74	128.50	60.68	69.78	120.34	138.39	82.82	95.24	52.53	60.41	R 9.54	R 10.97
	≥ 66kV & ≤ 132kV	357.14	410.71	108.18	124.41	58.74	67.55	116.50	133.98	80.18	92.21	50.85	58.48	R 9.25	R 10.64
	> 132kV*	336.65	387.15	102.00	117.30	55.37	63.68	109.80	126.27	75.59	86.93	47.94	55.13	R 11.73	R 13.49
> 600km and ≤ 900km	< 500V	377.81	434.48	114.46	131.63	62.14	71.46	123.23	141.71	84.84	97.57	53.82	61.89	R 10.52	R 12.10
	≥ 500V & < 66kV	372.57	428.46	112.85	129.78	61.29	70.48	121.56	139.79	83.61	96.15	53.07	61.03	R 9.60	R 11.04
	≥ 66kV & ≤ 132kV	360.78	414.90	109.27	125.66	59.33	68.23	117.65	135.30	80.98	93.13	51.35	59.05	R 9.32	R 10.72
	> 132kV*	340.02	391.02	103.02	118.47	55.93	64.32	110.93	127.57	76.34	87.79	48.43	55.69	R 11.89	R 13.67
> 900km	< 500V	381.60	438.84	115.61	132.95	62.78	72.20	124.49	143.16	85.67	98.52	54.36	62.51	R 10.57	R 12.16
	≥ 500V & < 66kV	376.29	432.73	113.98	131.08	61.91	71.20	122.73	141.14	84.47	97.14	53.57	61.61	R 9.71	R 11.17
	≥ 66kV & ≤ 132kV	364.41	419.07	110.40	126.96	59.95	68.94	118.86	136.69	81.79	94.06	51.89	59.67	R 9.40	R 10.81
	> 132kV*	343.37	394.88	104.07	119.68	56.55	65.03	112.06	128.87	77.14	88.71	48.96	56.30	R 11.97	R 13.77

* 132 kV or Transmission connected

Distribution network charges					
Voltage	Network capacity charge [R/kVA/m]		Network demand charge [R/kVA/m]		Urban low voltage subsidy charge [R/kVA/m]
	VAT incl		VAT incl		VAT incl
< 500V	R 20.62	R 23.71	R 39.07	R 44.93	R 0.00 R 0.00
≥ 500V & < 66kV	R 18.90	R 21.74	R 35.83	R 41.20	R 0.00 R 0.00
≥ 66kV & ≤ 132kV	R 6.76	R 7.77	R 12.50	R 14.38	R 16.55 R 19.03
> 132kV*	R 0.00	R 0.00	R 0.00	R 0.00	R 16.55 R 19.03

* 132 kV or Transmission connected

Voltage	Ancillary service charge [c/kWh]	
	VAT incl	
< 500V	0.48	0.55
≥ 500V & < 66kV	0.47	0.54
≥ 66kV & ≤ 132kV	0.43	0.49
> 132kV*	0.41	0.47

* 132 kV or Transmission connected

Customer categories	Service charge [R/account/day]		Administration charge [R/POD/day]	
	VAT incl		VAT incl	
> 1 MVA	R 235.44	R 270.76	R 106.13	R 122.05
Key customers	R 4 613.69	R 5 305.74	R 147.34	R 169.44

Reactive energy charge [c/kVAh]			
High season		Low season	
VAT incl		VAT incl	
16.56	19.04	0.00	0.00

Electrification and rural network subsidy charge [c/kWh]	
VAT incl	
9.17	10.55

15. Megaflex Gen tariff

An electricity tariff for Urban_p customers connected at medium voltage, high voltage and Transmission voltages that consume energy (importers of energy from the Transmission and Distribution System) and generate energy (exporters of energy to the Transmission and Distribution System) at the same point of supply (or metering point).

The following charges shall apply for the consumption and generation of energy:

1. seasonally and time-of-use differentiated c/kWh **active energy charges** including losses, based on the voltage of supply and the **Transmission zone** for energy supplied at the **POD**;
2. three time-of-use periods namely **peak, standard and off-peak**, as specified in paragraph 3.2;
3. the treatment of **public holidays** for the raising of the **active energy charge** and the **network demand charge** shall be as specified in paragraph 10;
4. a R/account per day **service charge** based on the higher of the sum of the **monthly utilised capacity** or the sum of the **monthly maximum exported capacity** of all points of supply/points of delivery linked to an account;
5. a R/per day **administration charge** based on **monthly utilised capacity** and **monthly maximum exported capacity** of each **POD/point of supply/service agreement/** linked to an account;
6. for **Transmission** connected supplies ,the higher of the value of :
 - a. the a R/kVA/month **Transmission network charge** (loads) payable each month based on the voltage of the supply, the **Transmission zone** and the **annual utilised capacity** measured at the **POD** applicable during all time periods; or
 - b. the R/kW/month **Transmission network charge** (generators) payable each month for transmission-connected generators based on the **Transmission zone** for generators and the **maximum export capacity** applicable during all time periods for each premise;
7. for **Distribution** supplies connected supplies ,the higher of the value of :
 - a. the R/kW/month **Distribution network capacity charge** for generators based on the voltage of the supply and the **maximum export capacity** measured at the **POD** applicable during all time periods; less
 - b. a **distribution losses charge** rebating the **network capacity charge**, based on **loss factors** specified in paragraphs 25.1 and 25.2, using the following formula:
energy produced in **each TOU period** x WEPS rates excluding losses in each **TOU period** x (**Distribution loss factor** x **Transmission loss factor** (for loads)-1) measured at each point of supply, but not beyond extinction);or the sum of
 - d. a R/kVA/month **Transmission network charge** (for loads) based on the voltage of the supply, the **Transmission zone** and the **annual utilised capacity** measured at the **POD** applicable during all time periods; and
 - e. the R/kVA/month **Distribution network capacity charge** for loads based on the voltage of the supply and **annual utilised capacity** measured at the **POD** applicable during all time periods; and
 - f. a R/kVA/month **Distribution network demand charge** based on the voltage of the supply and the chargeable demand at the **POD** measured during **peak** and **standard** periods;
8. for **Transmission** connected generators a losses charge based on **loss factors** specified in paragraph 25.3 at each point of supply is applied, using the following formula (refer to paragraph 25.4);
 - a. energy produced in each **TOU period** x WEPS rates excluding losses in each **TOU period** x (**Transmission loss factor** (for generators)-1/**Transmission loss factor** (for generators)).
9. a R/kVA **urban low voltage subsidy charge** based on the voltage of the supply and charged on the **annual utilised capacity** measured at the **POD** applicable during all time periods;
10. a c/kWh **ancillary service charge** applied on the total active energy supplied and produced in the month based on the voltage of the supply applicable during all time periods;
11. a c/kVAh **reactive energy charge** supplied in excess of 30% (0,96 power factor or less) of the kWh recorded during the **peak** and **standard** periods. The excess reactive energy is determined per 30-minute integrating period and accumulated for the month and will only be applicable during the **high-demand season**;
12. a c/kWh **electrification and rural subsidy** applied to the total active energy consumed in the month;
13. a c/kWh **affordability subsidy charge** applied to the total active energy consumed in the month; and
14. an **excess network capacity charge** shall be payable in the event of an **NMD or MEC** exceedance in accordance with the **NMD and MEC rules** and as set out for NMD exceedances in Table 41 and Table 42 for the relevant tariff.

Notes:

- A comparison is made on a monthly basis to determine the higher (in rand value) of the **network charges** as a consumer and as a generator located at the same point of supply/ metering point and these rand values will be used for billing purposes.
- The **network charges, losses charges, ancillary service charges** as well as **administration charges** and **service charge** applicable for generators will depend on whether the generator is **Transmission connected** or **Distribution connected**.

Table 9: Megaflex Gen tariff

Megaflex Gen - Non-local authority

		Active energy charge for loads [c/kWh]												Transmission network charges	
Transmission zone	Voltage	High demand season [Jun - Aug]						Low demand season [Sep - May]						[R/kVA/m]	
		Peak VAT incl	Standard VAT incl	Off Peak VAT incl	Peak VAT incl	Standard VAT incl	Off Peak VAT incl								
≤ 300km	< 500V	362.73	417.14	110.36	126.91	60.26	69.30	118.78	136.60	81.96	94.25	52.25	60.09	R 10.38	R 11.94
	≥ 500V & < 66kV	357.04	410.60	108.16	124.38	58.74	67.55	116.45	133.92	80.17	92.20	50.86	58.49	R 9.48	R 10.90
	≥ 66kV & ≤ 132kV	345.73	397.59	104.73	120.44	56.88	65.41	112.79	129.71	77.61	89.25	49.26	56.65	R 9.23	R 10.61
	> 132kV*	325.84	374.72	98.70	113.51	53.61	61.65	106.32	122.27	73.15	84.12	46.42	53.38	R 11.67	R 13.42
> 300km and ≤ 600km	< 500V	365.69	420.54	110.80	127.42	60.16	69.18	119.30	137.20	82.14	94.46	52.11	59.93	R 10.45	R 12.02
	≥ 500V & < 66kV	360.60	414.69	109.23	125.61	59.32	68.22	117.65	135.30	80.96	93.10	51.36	59.06	R 9.57	R 11.01
	≥ 66kV & ≤ 132kV	349.13	401.50	105.75	121.61	57.41	66.02	113.88	130.96	78.38	90.14	49.73	57.19	R 9.30	R 10.70
	> 132kV*	329.11	378.48	99.71	114.67	54.11	62.23	107.34	123.44	73.87	84.95	46.85	53.88	R 11.78	R 13.55
> 600km and ≤ 900km	< 500V	369.33	424.73	111.88	128.66	60.73	69.84	120.48	138.55	82.93	95.37	52.59	60.48	R 10.57	R 12.16
	≥ 500V & < 66kV	364.23	418.86	110.35	126.90	59.92	68.91	118.81	136.63	81.78	94.05	51.88	59.66	R 9.66	R 11.11
	≥ 66kV & ≤ 132kV	352.69	405.59	106.85	122.88	58.01	66.71	115.04	132.30	79.19	91.07	50.24	57.78	R 9.36	R 10.76
	> 132kV*	332.42	382.28	100.69	115.79	54.71	62.92	108.43	124.69	74.62	85.81	47.35	54.45	R 11.95	R 13.74
> 900km	< 500V	373.05	429.01	113.05	130.01	61.36	70.56	121.70	139.96	83.75	96.31	53.15	61.12	R 10.64	R 12.24
	≥ 500V & < 66kV	367.85	423.03	111.42	128.13	60.48	69.55	119.97	137.97	82.56	94.94	52.39	60.25	R 9.77	R 11.24
	≥ 66kV & ≤ 132kV	356.23	409.66	107.90	124.09	58.59	67.38	116.19	133.62	79.98	91.98	50.74	58.35	R 9.45	R 10.87
	> 132kV*	335.66	386.01	101.72	116.98	55.27	63.56	109.56	125.99	75.44	86.76	47.88	55.06	R 12.04	R 13.85
WEPS energy rate excluding losses		322.39	370.75	97.66	112.30	53.04	61.00	105.19	120.97	72.38	83.23	45.93	52.82		

* 132 kV or Transmission connected

Distribution network charges for loads					
Voltage	Network capacity charge	Network demand charge	Urban low voltage subsidy charge		
	VAT incl	VAT incl	VAT incl	VAT incl	VAT incl
< 500V	R 20.62	R 23.71	R 39.10	R 44.97	R 0.00
≥ 500V & < 66kV	R 18.91	R 21.75	R 35.87	R 41.25	R 0.00
≥ 66kV & ≤ 132kV	R 6.75	R 7.76	R 12.51	R 14.39	R 16.66
> 132kV / Transmission connected	R 0.00	R 0.00	R 0.00	R 0.00	R 16.66

Customer categories [kVA or MVA = loads]	Service charge [R/account/day]	Administration charge [R/POD/day]
	VAT incl	VAT incl
[kW or MW = generators]		
≤ 100 kVA/ kW	R 16.85	R 3.70
> 100 kVA/ kW & ≤ 500 kVA/ kW	R 76.94	R 21.58
> 500 kVA/ kW & ≤ 1 MVA/MW	R 236.74	R 42.85
> 1 MVA/MW	R 236.74	R 106.69
Key customers or Transmission connected generators	R 4 639.20	R 148.16

Applicable to loads			
Electrification and rural network subsidy charge [c/kWh]		Affordability subsidy charge [c/kWh]	
VAT incl		VAT incl	
9.22	10.60	4.34	4.99

Reactive energy charge [c/kVArh] (loads)			
High season		Low season	
VAT incl		VAT incl	
16.68	19.18	0.00	0.00

Transmission network charges for generators			Distribution network charges for generators*	
TUoS [> 132kV]	Network charge [R/kW]		Voltage	Network capacity charge [R/kW/m]
	VAT incl			VAT incl
Cape	R 0.00	R 0.00	< 500V	
Karoo	R 0.00	R 0.00	≥ 500V & < 66kV	
Kwazulu-Natal	R 2.45	R 2.82	≥ 66kV & ≤ 132kV	R 16.68
Vaal	R 8.16	R 9.38		R 19.18
Waterberg	R 10.45	R 12.02	* The Distribution network charge will be rebated by the Losses charge, but not beyond extinction	
Mpumalanga	R 9.70	R 11.16		

Ancillary service charge for loads and generators		
Voltage	Ancillary service charge [c/kWh]	
	VAT incl	VAT incl
< 500V	0.48	0.55
≥ 500V & < 66kV	0.47	0.54
≥ 66kV & ≤ 132kV	0.45	0.52
> 132kV	0.42	0.48

* 132 kV or Transmission connected

Losses charge for generators					
Distribution connected generators			Transmission connected generators		
Formula			Formula		
Distribution = - ((Energy produced x WEPS rate excluding losses) x (Distribution loss factor x Transmission loss factor-1)) in each TOU period			Transmission = (Energy produced x WEPS rate excluding losses) x (Transmission loss factor-1/Transmission loss factor) in each TOU period		
Transmission loss factors for Distribution connected		Distribution loss factors	Generator loss factor		
Distance from Johannesburg		Voltage			
≤ 300km	1.0107	< 500V	1.1111	Cape	0.9710
> 300km & ≤ 600km	1.0208	≥ 500V & < 66kV	1.0957	Karoo	0.9950
> 600km & ≤ 900km	1.0310	≥ 66kV & ≤ 132kV	1.0611	Kwazulu-Natal	1.0040
> 900km	1.0413	> 132kV*	1.0000	Vaal	1.0200
				Waterberg	1.0230
				Mpumalanga	1.0210

* 132 kV or Transmission connected

16. Miniflex tariff

TOU electricity tariff for Urban_p customers with an NMD from 16 kVA up to 5 MVA, with the following charges:

1. seasonally and **time-of-use** differentiated c/kWh **active energy charges** including losses, based on the voltage of supply and the **Transmission zone**;
2. three **time-of-use periods** namely **peak**, **standard** and **off-peak**, as specified in paragraph 3.2;
3. the treatment of **public holidays** for the raising of the **active energy charge** and the **network demand charge** shall be as specified in paragraph 10;
4. a R/kVA/month **network capacity charge** combining the **Transmission** and **Distribution network capacity charges** based on the voltage of the supply, the **Transmission zone** and the **annual utilised capacity** measured at the **POD** applicable during all time periods.
5. a c/kWh **Distribution network demand charge** based on the voltage of the supply and the energy measured at the **POD** during the **peak** and **standard** periods;
6. a R/kVA **urban low voltage subsidy charge** based on the voltage of the supply and charged on the **annual utilised capacity** measured at the **POD** applicable during all time periods;
7. a c/kWh **ancillary service charge** based on the voltage of the supply applicable during all time periods;
8. a R/Account/day **service charge** based on the sum of the **monthly utilised capacity(s) of each POD linked to an account**;
9. a R/POD/day **administration charge** based on the **monthly utilised capacity** of each **POD** linked to an **account**;
10. a c/kVAh **reactive energy charge** supplied in excess of 30% (0,96 power factor or less) of the kWh recorded during the entire billing period. The excess reactive energy is determined using the billing period totals and will only be applicable during the **high-demand season**;
11. a c/kWh **electrification and rural network subsidy charge**, applied to the total active energy measured at the **POD** in the month;
12. a c/kWh **affordability subsidy charge** applied to the total active energy purchased from Eskom at the **POD** in the month – applicable to **non-local authority** tariffs only; and
13. an **excess network capacity charge** shall be payable in the event of an **NMD** exceedance as specified in paragraph 4.1 in accordance with the **NMD rules** and as set out in Table 41 and Table 42 for the relevant tariff..

Table 10: Miniflex non-local authority tariff

Miniflex - Non-Local Authority

		Active energy charge [c/kWh]												Network capacity charge [R/kVA/m]	
Transmission zone	Voltage	High demand season [Jun - Aug]						Low demand season [Sep - May]							
		Peak		Standard		Off Peak		Peak		Standard		Off Peak			
		VAT incl		VAT incl		VAT incl		VAT incl		VAT incl		VAT incl		VAT incl	
≤ 300km	< 500V	362.73	417.14	110.36	126.91	60.26	69.30	118.78	136.60	81.96	94.25	52.25	60.09	R 30.96	R 35.60
	≥ 500V & < 66kV	357.04	410.60	108.16	124.38	58.74	67.55	116.45	133.92	80.17	92.20	50.86	58.49	R 28.38	R 32.64
	≥ 66kV & ≤ 132kV	345.73	397.59	104.73	120.44	56.88	65.41	112.79	129.71	77.61	89.25	49.26	56.65	R 15.94	R 18.33
	> 132kV*	325.84	374.72	98.70	113.51	53.61	61.65	106.32	122.27	73.15	84.12	46.42	53.38	R 11.62	R 13.36
> 300km and ≤ 600km	< 500V	365.69	420.54	110.80	127.42	60.16	69.18	119.30	137.20	82.14	94.46	52.11	59.93	R 31.04	R 35.70
	≥ 500V & < 66kV	360.60	414.69	109.23	125.61	59.32	68.22	117.65	135.30	80.96	93.10	51.36	59.06	R 28.46	R 32.73
	≥ 66kV & ≤ 132kV	349.13	401.50	105.75	121.61	57.41	66.02	113.88	130.96	78.38	90.14	49.73	57.19	R 16.00	R 18.40
	> 132kV*	329.11	378.48	99.71	114.67	54.11	62.23	107.34	123.44	73.87	84.95	46.85	53.88	R 11.74	R 13.50
> 600km and ≤ 900km	< 500V	369.33	424.73	111.88	128.66	60.73	69.84	120.48	138.55	82.93	95.37	52.59	60.48	R 31.18	R 35.86
	≥ 500V & < 66kV	364.23	418.86	110.35	126.90	59.92	68.91	118.81	136.63	81.78	94.05	51.88	59.66	R 28.55	R 32.83
	≥ 66kV & ≤ 132kV	352.69	405.59	106.85	122.88	58.01	66.71	115.04	132.30	79.19	91.07	50.24	57.78	R 16.10	R 18.52
	> 132kV*	332.42	382.28	100.69	115.79	54.71	62.92	108.43	124.69	74.62	85.81	47.35	54.45	R 11.91	R 13.70
> 900km	< 500V	373.05	429.01	113.05	130.01	61.36	70.56	121.70	139.96	83.75	96.31	53.15	61.12	R 31.21	R 35.89
	≥ 500V & < 66kV	367.85	423.03	111.42	128.13	60.48	69.55	119.97	137.97	82.56	94.94	52.39	60.25	R 28.65	R 32.95
	≥ 66kV & ≤ 132kV	356.23	409.66	107.90	124.09	58.59	67.38	116.19	133.62	79.98	91.98	50.74	58.35	R 16.16	R 18.58
	> 132kV*	335.66	386.01	101.72	116.98	55.27	63.56	109.56	125.99	75.44	86.76	47.88	55.06	R 11.99	R 13.79

* 132 kV or Transmission connected

Customer categories	Service charge [R/account/day]	Administration charge [R/POD/day]
	VAT incl	VAT incl
≤ 100 kVA	R 16.85 R 19.38	R 3.70 R 4.26
> 100 kVA & ≤ 500 kVA	R 76.94 R 88.48	R 21.58 R 24.82
> 500 kVA & ≤ 1 MVA	R 236.74 R 272.25	R 42.85 R 49.28
> 1 MVA	R 236.74 R 272.25	R 106.69 R 122.69
Key customers	R 4 639.20 R 5 335.08	R 148.16 R 170.38

Voltage	Ancillary service charge [c/kWh]	Network demand charge [c/kWh] [Peak & Standard]
	VAT incl	VAT incl
< 500V	0.48 0.55	19.16 22.03
≥ 500V & < 66kV	0.47 0.54	8.03 9.23
≥ 66kV & ≤ 132kV	0.45 0.52	2.80 3.22
> 132kV*	0.42 0.48	0.00 0.00

* 132 kV or Transmission connected

Urban low voltage subsidy charge [R/kVA/m]		
	VAT incl	
< 500V	R 0.00	R 0.00
≥ 500V & < 66kV	R 0.00	R 0.00
≥ 66kV & ≤ 132kV	R 16.66	R 19.16
> 132kV*	R 16.66	R 19.16

* 132 kV or Transmission connected

Electrification and rural network subsidy charge [c/kWh]	Affordability subsidy charge [c/kWh]
	Only payable by non-local authority tariffs
VAT incl	VAT incl
9.22 10.60	4.34 4.99

Reactive energy charge [c/kVArh]			
High season		Low season	
	VAT incl		VAT incl
7.27	8.36	0.00	0.00

Table 11: Miniflex local authority tariff

Miniflex - Local Authority

		Active energy charge [c/kWh]												Network capacity charge [R/kVA/m]	
Transmission zone	Voltage	High demand season [Jun - Aug]						Low demand season [Sep - May]							
		Peak		Standard		Off Peak		Peak		Standard		Off Peak			
		VAT incl		VAT incl		VAT incl		VAT incl		VAT incl		VAT incl		VAT incl	
≤ 300km	< 500V	371.05	426.71	112.91	129.85	61.61	70.85	121.48	139.70	83.84	96.42	53.44	61.46	R 30.94	R 35.58
	≥ 500V & < 66kV	365.20	419.98	110.65	127.25	60.09	69.10	119.13	137.00	81.99	94.29	52.03	59.83	R 28.34	R 32.59
	≥ 66kV & ≤ 132kV	353.68	406.73	107.14	123.21	58.19	66.92	115.38	132.69	79.42	91.33	50.37	57.93	R 15.92	R 18.31
	> 132kV*	333.32	383.32	100.98	116.13	54.83	63.05	108.73	125.04	74.83	86.05	47.47	54.59	R 11.62	R 13.36
> 300km and ≤ 600km	< 500V	374.08	430.19	113.32	130.32	61.53	70.76	122.03	140.33	84.01	96.61	53.29	61.28	R 31.00	R 35.65
	≥ 500V & < 66kV	368.85	424.18	111.74	128.50	60.68	69.78	120.34	138.39	82.82	95.24	52.53	60.41	R 28.45	R 32.72
	≥ 66kV & ≤ 132kV	357.14	410.71	108.18	124.41	58.74	67.55	116.50	133.98	80.18	92.21	50.85	58.48	R 16.00	R 18.40
	> 132kV*	336.65	387.15	102.00	117.30	55.37	63.68	109.80	126.27	75.59	86.93	47.94	55.13	R 11.73	R 13.49
> 600km and ≤ 900km	< 500V	377.81	434.48	114.46	131.63	62.14	71.46	123.23	141.71	84.84	97.57	53.82	61.89	R 31.16	R 35.83
	≥ 500V & < 66kV	372.57	428.46	112.85	129.78	61.29	70.48	121.56	139.79	83.61	96.15	53.07	61.03	R 28.52	R 32.80
	≥ 66kV & ≤ 132kV	360.78	414.90	109.27	125.66	59.33	68.23	117.65	135.30	80.98	93.13	51.35	59.05	R 16.08	R 18.49
	> 132kV*	340.02	391.02	103.02	118.47	55.93	64.32	110.93	127.57	76.34	87.79	48.43	55.69	R 11.89	R 13.67
> 900km	< 500V	381.60	438.84	115.61	132.95	62.78	72.20	124.49	143.16	85.67	98.52	54.36	62.51	R 31.18	R 35.86
	≥ 500V & < 66kV	376.29	432.73	113.98	131.08	61.91	71.20	122.73	141.14	84.47	97.14	53.57	61.61	R 28.64	R 32.94
	≥ 66kV & ≤ 132kV	364.41	419.07	110.40	126.96	59.95	68.94	118.86	136.69	81.79	94.06	51.89	59.67	R 16.13	R 18.55
	> 132kV*	343.37	394.88	104.07	119.68	56.55	65.03	112.06	128.87	77.14	88.71	48.96	56.30	R 11.97	R 13.77

* 132 kV or Transmission connected

Customer categories	Service charge [R/account/day]		Administration charge [R/POD/day]	
	VAT incl		VAT incl	
≤ 100 kVA	R 16.74	R 19.25	R 3.67	R 4.22
> 100 kVA & ≤ 500 kVA	R 76.50	R 87.98	R 21.43	R 24.64
> 500 kVA & ≤ 1 MVA	R 235.44	R 270.76	R 42.62	R 49.01
> 1 MVA	R 235.44	R 270.76	R 106.13	R 122.05
Key customers	R 4 613.69	R 5 305.74	R 147.34	R 169.44

	Ancillary service charge [c/kWh]		Network demand charge [c/kWh] [Peak & Standard]	
Voltage	VAT incl		VAT incl	
< 500V	0.48	0.55	19.14	22.01
≥ 500V & < 66kV	0.47	0.54	8.04	9.25
≥ 66kV & ≤ 132kV	0.43	0.49	2.78	3.20
> 132kV*	0.41	0.47	0.00	0.00

* 132 kV or Transmission connected

Urban low voltage subsidy charge [R/kVA/m]		
VAT incl		
< 500V	R 0.00	R 0.00
≥ 500V & < 66kV	R 0.00	R 0.00
≥ 66kV & ≤ 132kV	R 16.55	R 19.03
> 132kV*	R 16.55	R 19.03

* 132 kV or Transmission connected

Electrification and rural network subsidy charge [c/kWh]
VAT incl
9.17
10.55

Reactive energy charge [c/kVarh]			
High season		Low season	
VAT incl		VAT incl	
7.26	8.35	0.00	0.00

17. Businessrate tariff

Suite of electricity tariffs for supplies with commercial usage and also for non-commercial supplies such as churches, schools, halls, clinics, old-age homes, public lighting or similar supplies in Urban_p areas with an NMD of up to 100kVA, with the following charges:

1. a single c/kWh **active energy charge** measured at the **POD**;
2. a R/POD/day **network capacity charge** based on the **NMD (size)** of the supply;
3. a c/kWh **network demand charge** based on the active energy measured at the **POD**;
4. a c/kWh **ancillary service charge** based on the active energy measured at the **POD**; and
5. a R/day **service and administration charge** for each **POD**, which charge shall be payable every month whether any electricity is used or not, based on the applicable daily rate and the number of days in the month, and
6. if and when the Businessrate 1,2 or 3 is offered as a prepaid supply, the **active energy charge**, the **ancillary service charge** and the **network capacity charge** shall be combined into one c/kWh rate and the **network demand charge** and the **service and administration charge** shall be combined into R/POD per day charge*

The suite of Businessrate tariffs are categorised as follows:

Businessrate 1	single-phase 16 kVA (80 A per phase) dual-phase 32 kVA (80 A per phase) three-phase 25 kVA (40 A per phase)
Businessrate 2	dual-phase 64 kVA (150 A per phase) three-phase 50 kVA (80 A per phase)
Businessrate 3	dual-phase 100 kVA (225 A per phase) three-phase 100 kVA (150 A per phase)
Businessrate 4 (conventional or prepaid)	single-phase 16 kVA (80 A per phase) dual-phase 32 kVA (80 A per phase) three-phase 25 kVA (40 A per phase)

*Currently these tariffs cannot be accommodated as a prepaid supply. If and when this is possible, the combining of the charges is required to accommodate the prepaid vending system.

Table 12: Businessrate non-local authority tariff

Businessrate - Non-local Authority

	Energy charge [c/kWh]		Ancillary service charge [c/kWh]		Network demand charge [c/kWh]		Network capacity charge [R/POD/day]		Service and administration charge [R/POD/day]	
	VAT incl		VAT incl		VAT incl		VAT incl		VAT incl	
Businessrate 1	124.19	142.82	0.48	0.55	17.53	20.16	R 25.18	R 28.96	R 21.75	R 25.01
Businessrate 2	124.19	142.82	0.48	0.55	17.53	20.16	R 42.42	R 48.78	R 21.75	R 25.01
Businessrate 3	124.19	142.82	0.48	0.55	17.53	20.16	R 73.29	R 84.28	R 21.75	R 25.01
Businessrate 4	334.21	384.34	0.48	0.55	17.53	20.16				

Table 13: Businessrate local authority tariff

Businessrate - Local Authority

	Energy charge [c/kWh]		Ancillary service charge [c/kWh]		Network demand charge [c/kWh]		Network capacity charge [R/POD/day]		Service and administration charge [R/POD/day]	
	VAT incl		VAT incl		VAT incl		VAT incl		VAT incl	
Businessrate 1	127.04	146.10	0.48	0.55	17.61	20.25	R 25.25	R 29.04	R 21.62	R 24.86
Businessrate 2	127.04	146.10	0.48	0.55	17.61	20.25	R 42.58	R 48.97	R 21.62	R 24.86
Businessrate 3	127.04	146.10	0.48	0.55	17.61	20.25	R 73.58	R 84.62	R 21.62	R 24.86
Businessrate 4	341.87	393.15	0.48	0.55	17.61	20.25				

18. Public Lighting

Non metered* electricity tariff for public lighting or similar supplies in Urban_p areas where Eskom provides a supply for, and if applicable maintains, any street light or similar public lighting and where, the charge for the supply and service is fixed based on the number of lights and light fixtures. This tariff is applicable only in Eskom-designated urban areas.

The suite of Public Lighting tariffs are categorised as follows:

All night (typically streetlights)	333,3 hours per month
24 hours (typically traffic lights)	730 hours per month
Urban fixed (typically telephony installations)	Based on 200 kWh per month
*For metered public lighting or similar supplies refer to Businessrate	

Table 14: Public Lighting non-local authority tariff

Public Lighting - Non-local Authority

		All Night		24 Hours	
		VAT incl		VAT incl	
Public Lighting	Energy charge [c/kWh]	98.83	113.65	132.33	152.18
	Energy charge [R/100W/month]	R 30.92	R 35.56	R 89.13	R 102.50
Public Lighting - Urban Fixed	Fixed charge [R/POD/day]	R 6.50	R 7.48		
Maintenance charges		R/month		VAT incl	
	Per luminaire	R 52.41	60.27		
	Per high-mast luminaire	R 1 219.96	R 1 402.95		

Table 15: Public Lighting local authority tariff

Public Lighting - Local Authority

		All Night		24 Hours	
		VAT incl		VAT incl	
Public Lighting	Energy charge [c/kWh]	102.55	117.93	137.31	157.91
	Energy charge [R/100W/month]	R 31.32	R 36.02	R 90.27	R 103.81
Public Lighting - Urban Fixed	Fixed charge [R/POD/day]	R 6.74	R 7.75		
Maintenance charges		R/month		VAT incl	
	Per luminaire	R 54.11	62.23		
	Per high-mast luminaire	R 1 263.71	R 1 453.27		

RESIDENTIAL TARIFFS

19. Homepower tariffs

The suite of Homepower tariffs are categorised as follows:

Homepower 1	dual-phase 32 kVA (80 A per phase) three-phase 25 kVA (40 A per phase)
Homepower 2	dual-phase 64 kVA (150 A per phase) three-phase 50 kVA (80 A per phase)
Homepower 3	dual-phase 100 kVA (225 A per phase) three-phase 100 kVA (150 A per phase)
Homepower 4	single-phase 16 kVA (80 A per phase)
Homepower Bulk	No limit

19.1. Homepower Standard tariff

Suite of electricity tariffs for residential customers and also may be applied to supplies such as churches, schools, halls, clinics, old-age homes or similar supplies in Urban areas with an NMD of up to 100 kVA, with the following charges:

1. Inclining block rate c/kWh **energy charges** applied to all energy consumed, divided into two consumption blocks; and
2. a R/POD/day **network capacity charge** based on the **NMD** (size) of the supply; and

19.2. Homepower Bulk tariff

An electricity tariff for residential bulk supplies to sectional title developments* only, applicable to non-local authority supplies only with the following charges:

1. a c/kWh **energy charges** applied to all energy consumed, and
2. a R/kVA **network capacity charge** based on the **NMD** or if measured the **maximum demand** of the supply;

*Sectional title developments also have a choice of other applicable tariffs such as Homepower Standard, Miniflex and Nightsave Urban Small.

Table 16: Homepower Standard and Homepower Bulk non-local authority tariff

Homepower - Non-local Authority

	Energy charge [c/kWh]				Network capacity charge [R/POD/day]	
	Block 1 [>0 - 600 kWh]	VAT incl	Block 2 [>600 kWh]	VAT incl		VAT incl
Homepower 1	145.55	167.38	229.83	264.30	R 6.23	R 7.16
Homepower 2	145.55	167.38	224.09	257.70	R 11.68	R 13.43
Homepower 3	145.55	167.38	224.09	257.70	R 24.12	R 27.74
Homepower 4	145.55	167.38	234.06	269.17	R 3.81	R 4.38

	Energy charge [c/kWh]		Network capacity charge [R/kVA]	
	VAT incl		VAT incl	
Homepower Bulk	191.10	219.77	R 39.55	R 45.48

* The Network capacity charge is based on the NMD or on the maximum demand if measured.

Table 17: Homepower Standard local authority tariff

Homepower - Local Authority						
	Energy charge [c/kWh]		Energy charge [c/kWh]		Network capacity charge [R/POD/day]	
	Block 1 [>0 - 600 kWh]	VAT incl	Block 2 [>600 kWh]	VAT incl	VAT incl	
Homepower 1	145.43	167.24	229.63	264.07	R 6.22	R 7.15
Homepower 2	145.43	167.24	223.87	257.45	R 11.67	R 13.42
Homepower 3	145.43	167.24	223.87	257.45	R 24.11	R 27.73
Homepower 4	145.43	167.24	233.85	268.93	R 3.81	R 4.38

20. Homelight non-local authority tariff

Suite of electricity tariffs based on the size of the supply that provides a subsidy to low-usage single phase residential , churches, schools, halls, clinics, old-age homes or similar supplies in Urban_p areas and electrification areas and has the following charges:

1. Inclining block rate c/kWh **energy charges** applied to all energy consumed, divided into two consumption blocks;

The Homelight suite of tariffs is made up of the following tariffs:

Homelight 20A	20A supply size (NMD) typically for low consuming supplies
Homelight 60A	60A prepayment or 80A conventionally metered supply size (NMD) typically for medium to high consuming supplies

Table 18: Homelight non-local authority tariff

Homelight - Non-local Authority

Homelight 60A	Energy charge [c/kWh]	
	VAT incl	
Block 1 [> 0 - 600 kWh]	137.70	158.36
Block 2 [>600 kWh]	234.06	269.17

Homelight 20A	Energy charge [c/kWh]	
	VAT incl	
Block 1 [> 0 - 350 kWh]	121.67	139.92
Block 2 [>350 kWh]	137.86	158.54

RURAL TARIFFS

21. Nightsave Rural tariff

Electricity tariff for high load factor Rural_p customers, with an NMD from 25 kVA at a supply voltage < 22 kV (or 33 kV where designated by Eskom as Rural_p), and has the following charges:

1. seasonally differentiated c/kWh **active energy charges** including losses based on the voltage of the supply and the **Transmission zone**;
2. seasonally differentiated R/kVA **energy demand charges** based on the voltage of the supply, the **Transmission zone** and charged on the **chargeable demand** in **peak** periods as specified in paragraph 3.1;
3. the treatment of **public holidays** for the raising of the **energy demand charge** and the **network demand charge** shall be as specified in paragraph 10;
4. a bundled R/kVA month **Transmission** and **Distribution network capacity charge** based on the voltage of the supply, the **Transmission zone** and the **annual utilised capacity** measured at the **POD** applicable during all time periods;
5. a c/kWh **Distribution network demand charge** based on the voltage of the supply and the energy measured at the **POD** during all the **TOU periods**;
6. a c/kWh **ancillary service charge** based on the voltage of the supply applicable during all time periods;
7. a R/Account/day **service charge** based on the sum of the **monthly utilised capacity(s) of each POD linked to an account**;
8. a R/POD/day **administration charge** based on the **monthly utilised capacity** of each **POD** linked to an **account**; and
9. an **excess network capacity charge** shall be payable in the event of an **NMD** exceedance as specified in paragraph 4.1 in accordance with the **NMD rules** and as set out in Table 41 and Table 42 for the relevant tariff..

Table 19: Nightsave Rural non-local authority tariff

Nightsave Rural - Non-local Authority

		Active energy charge [c/kWh]				Energy demand charges [R/kVA/m]				Network capacity charges [R/kVA/m]	
Transmission zone	Voltage	High demand season [Jun - Aug]		Low demand season [Sep - May]		High demand season [Jun - Aug]		Low demand season [Sep - May]			
		VAT incl		VAT incl		VAT incl		VAT incl			
≤ 300km	< 500V	91.61	105.35	71.18	81.86	R 306.95	R 352.99	R 162.45	R 186.82	R 15.52	R 17.85
	≥ 500V & ≤ 22kV	90.53	104.11	70.38	80.94	R 297.44	R 342.06	R 156.69	R 180.19	R 14.26	R 16.40
> 300km and ≤ 600km	< 500V	92.51	106.39	71.90	82.69	R 310.65	R 357.25	R 164.72	R 189.43	R 15.55	R 17.88
	≥ 500V & ≤ 22kV	91.46	105.18	71.09	81.75	R 301.07	R 346.23	R 158.87	R 182.70	R 14.31	R 16.46
> 600km and ≤ 900km	< 500V	93.44	107.46	72.60	83.49	R 314.38	R 361.54	R 166.94	R 191.98	R 15.70	R 18.06
	≥ 500V & ≤ 22kV	92.36	106.21	71.80	82.57	R 304.68	R 350.38	R 161.06	R 185.22	R 14.41	R 16.57
> 900km	< 500V	94.37	108.53	73.33	84.33	R 318.20	R 365.93	R 169.23	R 194.61	R 15.74	R 18.10
	≥ 500V & ≤ 22kV	93.25	107.24	72.50	83.38	R 308.40	R 354.66	R 163.31	R 187.81	R 14.44	R 16.61

Customer categories	Service charge [R/account/day]		Administration charge	
	VAT incl		VAT incl	
≤ 100 kVA	R 21.34	R 24.54	R 6.06	R 6.97
> 100 kVA & ≤ 500 kVA	R 72.76	R 83.67	R 33.74	R 38.80
> 500 kVA & ≤ 1 MVA	R 223.85	R 257.43	R 51.78	R 59.55
> 1 MVA	R 223.85	R 257.43	R 96.08	R 110.49
Key customers	R 4 387.25	R 5 045.34	R 96.08	R 110.49

Voltage	Ancillary service charge [c/kWh]		Network demand charge [c/kWh] in all time-of-use periods	
	VAT incl		VAT incl	
< 500V	0.48	0.55	30.88	35.51
≥ 500V & ≤ 22kV	0.48	0.55	27.07	31.13

Table 20: Nightsave Rural local authority tariff

Nightsave Rural - Local Authority

		Active energy charge [c/kWh]				Energy demand charges [R/kVA/m]				Network capacity charges [R/kVA/m]	
Transmission zone	Voltage	High demand season [Jun - Aug]		Low demand season		High demand season [Jun - Aug]		Low demand season			
		VAT incl		VAT incl		VAT incl		VAT incl			
≤ 300km	< 500V	93.71	107.77	72.82	83.74	R 306.66	R 352.66	R 162.32	R 186.67	R 15.66	R 18.01
	≥ 500V & ≤ 22kV	92.61	106.50	72.00	82.80	R 297.17	R 341.75	R 156.52	R 180.00	R 14.38	R 16.54
> 300km and ≤ 600km	< 500V	94.65	108.85	73.56	84.59	R 310.39	R 356.95	R 164.56	R 189.24	R 15.69	R 18.04
	≥ 500V & ≤ 22kV	93.53	107.56	72.71	83.62	R 300.81	R 345.93	R 158.71	R 182.52	R 14.44	R 16.61
> 600km and ≤ 900km	< 500V	95.56	109.89	74.26	85.40	R 314.10	R 361.22	R 166.77	R 191.79	R 15.84	R 18.22
	≥ 500V & ≤ 22kV	94.45	108.62	73.44	84.46	R 304.42	R 350.08	R 160.92	R 185.06	R 14.53	R 16.71
> 900km	< 500V	96.53	111.01	74.99	86.24	R 317.91	R 365.60	R 169.07	R 194.43	R 15.87	R 18.25
	≥ 500V & ≤ 22kV	95.38	109.69	74.14	85.26	R 308.13	R 354.35	R 163.16	R 187.63	R 14.54	R 16.72

Customer categories	Service charge [R/account/day]		Administration charge [R/POD/day]	
	VAT incl		VAT incl	
≤ 100 kVA	R 21.22	R 24.40	R 6.02	R 6.92
> 100 kVA & ≤ 500 kVA	R 72.37	R 83.23	R 33.55	R 38.58
> 500 kVA & ≤ 1 MVA	R 222.64	R 256.04	R 51.48	R 59.20
> 1 MVA	R 222.64	R 256.04	R 95.55	R 109.88
Key customers	R 4 363.11	R 5 017.58	R 95.55	R 109.88

Voltage	Ancillary service charge [c/kWh]		Network demand charge [c/kWh] in all time-of-use periods	
	VAT incl		VAT incl	
< 500V	0.48	0.55	31.16	35.83
≥ 500V & ≤ 22kV	0.48	0.55	27.27	31.36

22. Ruraflex tariff

TOU electricity tariff for Rural_p customers with dual and three-phase supplies with an NMD from 16 kVA with a supply voltage <22 kV (or 33 kV where designated by Eskom as Rural_p) and has the following charges:

1. seasonally and **time-of-use** differentiated c/kWh **active energy charges** including losses, based on the voltage of supply and the **Transmission zone**;
2. three **time-of-use periods** namely **peak**, **standard** and **off-peak**, as specified in paragraph 3.2;
3. the treatment of **public holidays** for the raising of the **active energy charge** and the **network demand charge** shall be as specified in paragraph 10;
4. a R/kVA/month **network capacity charge** combining the **Transmission** and **Distribution network capacity charges** based on the voltage of the supply, the **Transmission zone** and the **annual utilised capacity** measured at the **POD** applicable during all time periods;
5. a c/kWh **Distribution network demand charge** based on the voltage of the supply and the energy measured at the **POD** during all the **TOU periods**;
6. a c/kWh **ancillary service charge** based on the voltage of the supply applicable during all time periods;
7. a R/Account/day **service charge** based on the sum of the **monthly utilised capacity(s) of each POD linked to an account**;
8. a R/POD/day **administration charge** based on the **monthly utilised capacity** of each **POD** linked to an **account**;
9. a c/kVAh **reactive energy charge** supplied in excess of 30% (0,96 power factor or less) of the kWh recorded during the entire billing period. The excess reactive energy is determined using the billing period totals and will only be applicable during the **high-demand season**; and
10. an **excess network capacity charge** shall be payable in the event of an **NMD** exceedance as specified in paragraph 4.1 in accordance with the **NMD rules** and as set out in Table 41 and Table 42 for the relevant tariff.

Table 21: Ruraflex non-local authority tariff

Ruraflex - Non-local Authority

		Active energy charge [c/kWh]												Network capacity charges [R/kVA/m]	
Transmission zone	Voltage	High demand season [Jun - Aug]						Low demand season [Sep - May]							
		Peak		Standard		Off Peak		Peak		Standard		Off Peak			
		VAT incl		VAT incl		VAT incl		VAT incl		VAT incl		VAT incl			
≤ 300km	< 500V	375.58	431.92	113.78	130.85	61.80	71.07	122.52	140.90	84.31	96.96	53.49	61.51	R 21.69	R 24.94
	≥ 500V & ≤ 22kV	371.87	427.65	112.66	129.56	61.17	70.35	121.32	139.52	83.48	96.00	52.94	60.88	R 19.88	R 22.86
> 300km and ≤ 600km	< 500V	379.35	436.25	114.92	132.16	62.41	71.77	123.74	142.30	85.17	97.95	54.04	62.15	R 21.75	R 25.01
	≥ 500V & ≤ 22kV	375.57	431.91	113.77	130.84	61.80	71.07	122.52	140.90	84.30	96.95	53.49	61.51	R 20.00	R 23.00
> 600km and ≤ 900km	< 500V	383.15	440.62	116.08	133.49	63.03	72.48	124.99	143.74	86.01	98.91	54.58	62.77	R 21.87	R 25.15
	≥ 500V & ≤ 22kV	379.33	436.23	114.90	132.14	62.41	71.77	123.74	142.30	85.17	97.95	54.04	62.15	R 20.09	R 23.10
> 900km	< 500V	386.97	445.02	117.23	134.81	63.65	73.20	126.19	145.12	86.87	99.90	55.12	63.39	R 21.96	R 25.25
	≥ 500V & ≤ 22kV	383.14	440.61	116.08	133.49	63.03	72.48	124.99	143.74	86.01	98.91	54.58	62.77	R 20.10	R 23.12

Customer categories	Service charge [R/account/day]		Administration charge [R/POD/day]	
	VAT incl		VAT incl	
≤ 100 kVA	R 21.34	R 24.54	R 6.06	R 6.97
> 100 kVA & ≤ 500 kVA	R 72.76	R 83.67	R 33.74	R 38.80
> 500 kVA & ≤ 1 MVA	R 223.85	R 257.43	R 51.78	R 59.55
> 1 MVA	R 223.85	R 257.43	R 96.08	R 110.49
Key customers	R 4 387.25	R 5 045.34	R 96.08	R 110.49

Voltage	Ancillary service charge [c/kWh]		Network demand charge [c/kWh] in all time-of-use periods	
	VAT incl		VAT incl	
< 500V	0.48	0.55	30.88	35.51
≥ 500V & < 22kV	0.48	0.55	27.07	31.13

Reactive energy charge [c/kVAh]			
High season		Low season	
VAT incl		VAT incl	
10.43	11.99	0.00	0.00

Table 22: Ruraflex local authority tariff

Ruraflex - Local Authority

		Active energy charge [c/kWh]												Network capacity charges	
Transmission zone	Voltage	High demand season [Jun - Aug]						Low demand season [Sep - May]							
		Peak		Standard		Off Peak		Peak		Standard		Off Peak			
		VAT incl		VAT incl		VAT incl		VAT incl		VAT incl		VAT incl		VAT incl	
≤ 300km	< 500V	384.21	441.84	116.38	133.84	63.21	72.69	125.34	144.14	86.26	99.20	54.72	62.93	R 21.85	R 25.13
	≥ 500V & ≤ 22kV	380.39	437.45	115.24	132.53	62.57	71.96	124.11	142.73	85.38	98.19	54.17	62.30	R 20.05	R 23.06
> 300km and ≤ 600km	< 500V	388.03	446.23	117.57	135.21	63.81	73.38	126.56	145.54	87.12	100.19	55.28	63.57	R 21.94	R 25.23
	≥ 500V & ≤ 22kV	384.20	441.83	116.36	133.81	63.21	72.69	125.34	144.14	86.24	99.18	54.72	62.93	R 20.16	R 23.18
> 600km and ≤ 900km	< 500V	391.93	450.72	118.71	136.52	64.47	74.14	127.83	147.00	87.96	101.15	55.83	64.20	R 22.06	R 25.37
	≥ 500V & ≤ 22kV	388.01	446.21	117.55	135.18	63.81	73.38	126.56	145.54	87.12	100.19	55.28	63.57	R 20.26	R 23.30
> 900km	< 500V	395.84	455.22	119.94	137.93	65.08	74.84	129.09	148.45	88.88	102.21	56.38	64.84	R 22.13	R 25.45
	≥ 500V & ≤ 22kV	391.92	450.71	118.71	136.52	64.47	74.14	127.83	147.00	87.96	101.15	55.83	64.20	R 20.27	R 23.31

Customer categories	Service charge [R/account/day]		Administration charge [R/POD/day]	
	VAT incl		VAT incl	
≤ 100 kVA	R 21.22	R 24.40	R 6.02	R 6.92
> 100 kVA & ≤ 500 kVA	R 72.37	R 83.23	R 33.55	R 38.58
> 500 kVA & ≤ 1 MVA	R 222.64	R 256.04	R 51.48	R 59.20
> 1 MVA	R 222.64	R 256.04	R 95.55	R 109.88
Key customers	R 4 363.11	R 5 017.58	R 95.55	R 109.88

Voltage	Ancillary service charge [c/kWh]		Network demand charge [c/kWh] in all time-of-use periods	
	VAT incl		VAT incl	
< 500V	0.48	0.55	31.16	35.83
≥ 500V & < 22kV	0.48	0.55	27.27	31.36

Reactive energy charge [c/kVAh]			
High season		Low season	
VAT incl		VAT incl	
10.36	11.91	0.00	0.00

23. Ruraflex Gen tariff

An electricity tariff for Rural_p customers consuming energy (importers of energy from the Eskom System) and generating energy (exporters of energy to the Eskom System) at the same point of supply (or metering point). The following charges shall apply for the consumption and generation of energy:

- seasonally and time-of-use differentiated c/kWh **active energy charges** including losses, based on the voltage of supply and the **Transmission zone**;
- three **time-of-use periods** namely **peak**, **standard** and **off-peak**, as specified in paragraph 3.2;
- the treatment of **public holidays** for the raising of the **active energy charge** and the **network demand charge** shall be as specified in paragraph 10;
- a R/kVA/month **network capacity charge** combining the **Transmission** and **Distribution network capacity charges** based on the voltage of the supply, the **Transmission zone** and the **annual utilised capacity** measured at the **POD** applicable during all time periods;
- a c/kWh **Distribution network demand charge** based on the voltage of the supply and the energy measured at the **POD** during the all **TOU periods**;
- a c/kWh **ancillary service charge** applied on the total active energy supplied and produced in the month based on the voltage of the supply applicable during all time periods;
- a R/account per day **service charge** based on the higher of the sum of the **monthly utilised capacity(s)** or the sum of the **monthly maximum exported capacity(s)** of all **PODS/points of supply** linked to an account;
- a R/per day **administration charge** based on the **monthly utilised capacity** and the **monthly maximum exported capacity** of each **POD/point of supply/service agreement/** linked to an account;
- a c/kvarh **reactive energy charge** supplied in excess of 30% (0,96 PF) of the kWh recorded during the entire billing period. The excess reactive energy is determined using the billing period totals and will only be applicable during the **high-demand season**; and
- an **excess network capacity charge** shall be payable in the event of an **NMD** exceedance as specified in paragraph 4.1 in accordance with the **NMD rules** and as set out in Table 41 and Table 42 for the relevant tariff.

Table 23: Ruraflex Gen tariff

Ruraflex Gen - Non-Local Authority

Active energy charge for loads [c/kWh]													Network capacity charges [R/kVA/m]		
Transmission zone	Voltage	High demand season [Jun - Aug]						Low demand season [Sep - May]						VAT incl	
		Peak	Standard		Off Peak		Peak	Standard		Off Peak					
		VAT incl	VAT incl	VAT incl	VAT incl	VAT incl	VAT incl	VAT incl	VAT incl						
≤ 300km	< 500V	375.58	431.92	113.78	130.85	61.80	71.07	122.52	140.90	84.31	96.96	53.49	61.51	R 21.69	R 24.94
	≥ 500V & ≤ 22kV	371.87	427.65	112.66	129.56	61.17	70.35	121.32	139.52	83.48	96.00	52.94	60.88	R 19.88	R 22.86
> 300km and ≤ 600km	< 500V	379.35	436.25	114.92	132.16	62.41	71.77	123.74	142.30	85.17	97.95	54.04	62.15	R 21.75	R 25.01
	≥ 500V & ≤ 22kV	375.57	431.91	113.77	130.84	61.80	71.07	122.52	140.90	84.30	96.95	53.49	61.51	R 20.00	R 23.00
> 600km and ≤ 900km	< 500V	383.15	440.62	116.08	133.49	63.03	72.48	124.99	143.74	86.01	98.91	54.58	62.77	R 21.87	R 25.15
	≥ 500V & ≤ 22kV	379.33	436.23	114.90	132.14	62.41	71.77	123.74	142.30	85.17	97.95	54.04	62.15	R 20.09	R 23.10
> 900km	< 500V	386.97	445.02	117.23	134.81	63.65	73.20	126.19	145.12	86.87	99.90	55.12	63.39	R 21.96	R 25.25
	≥ 500V & ≤ 22kV	383.14	440.61	116.08	133.49	63.03	72.48	124.99	143.74	86.01	98.91	54.58	62.77	R 20.10	R 23.12

Ancillary service charge for loads and generators	
Voltage	[c/kWh]
	VAT incl
< 500V	0.48 0.55
≥ 500V & < 22kV	0.48 0.55

Customer categories [kVA or MVA = loads] [kW or MW = generators]	Service charge [R/account/day]		Administration charge [R/POD/day]	
	VAT incl		VAT incl	
≤ 100 kVA/kW	R 21.34	R 24.54	R 6.06	R 6.97
> 100 kVA/kW & ≤ 500 kVA/kW	R 72.76	R 83.67	R 33.74	R 38.80
> 500 kVA/kW & ≤ 1 MVA/MW	R 223.85	R 257.43	R 51.78	R 59.55
> 1 MVA/MW	R 223.85	R 257.43	R 96.08	R 110.49
Key customers	R 4 387.25	R 5 045.34	R 96.08	R 110.49

Reactive energy charge [c/kVArh]				Network demand charge [c/kWh] for loads in all time-of-use periods	
High season		Low season		VAT incl	
VAT incl		VAT incl			
10.43	11.99	0.00	0.00	30.88	35.51
				27.07	31.13

24. Landrate, Landrate Dx and Landlight tariffs

The suite of Landrate, Landrate Dx and Landlight tariffs are categorised as follows:

Landrate 1	single-phase 16 kVA (80 A per phase) dual-phase 32 kVA (80 A per phase) three-phase 25 kVA (40 A per phase)
Landrate 2	dual-phase 64 kVA (150 A per phase) three-phase 50 kVA (80 A per phase)
Landrate 3	dual-phase 100 kVA (225 A per phase) three-phase 100 kVA (150 A per phase)
Landrate 4+	single-phase 16 kVA (80 A per phase)
Landrate Dx*	single-phase 5 kVA (limited to 10 A per phase)
Landlight 20A	single-phase 20A
Landlight 60A	Single-phase 60A

24.1. Landrate 1, 2, 3 and 4

Suite of electricity tariffs for Rural_p customers with single, dual or three-phase conventionally metered supplies with an NMD up to 100 kVA with a supply voltage < 500 V with the following charges:

1. a single c/kWh **active energy charge** measured at the **POD**;
2. a R/day/POD **network capacity charge** based on the **NMD** of the supply;
3. a c/kWh **network demand charge** based on the active energy measured at the **POD**;
4. a c/kWh **ancillary service charge** based on the active energy measured at the **POD**; and
5. a R/day **service and administration charge** for each **POD (Landrate 1,2 and 3)**, which charge shall be payable every month whether any electricity is used or not, based on the applicable daily rate and the number of days in the month, and
6. if and when the Landrate 1,2,3, and 4 is offered as a prepaid supply*, the **active energy charge**, the **ancillary service charge** and the **network capacity charge** shall be combined into one c/kWh rate and the **network demand charge** and the **service and administration charge** (if applicable) shall be combined into R/POD per day charge*.

*Currently these tariffs cannot be accommodated as a prepaid supply. If and when this is possible, the combining of the charges is required to accommodate the prepaid vending system.

24.2. Landrate Dx

An electricity tariff for Rural_p single phase non-metered supplies limited to 5kVA typically suited to small telecommunication installations where the electricity usage is low enough not to warrant metering for billing purposes and has the following charges:

1. A R/day R/POD fixed charge based on Landrate 4 at 200 kWh per month.

24.3. Landlight

An electricity tariff that provides a subsidy to low-usage single phase supplies in rural_p areas and is only offered as a prepaid supply and has the following charges:

1. a single c/kWh active energy charge.

Table 24: Landrate, Landrate Dx and Landlight non-local authority tariff

Landrate - Non-local Authority										
	Energy charge [c/kWh]		Ancillary service charge [c/kWh]		Network demand charge [c/kWh]		Network capacity charge [R/POD/day]		Service charge [R/POD/day]	
	VAT incl		VAT incl		VAT incl		VAT incl		VAT incl	
Landrate 1	123.58	142.12	0.48	0.55	30.88	35.51	R 33.01	R 37.96	R 27.41	R 31.52
Landrate 2	123.58	142.12	0.48	0.55	30.88	35.51	R 50.74	R 58.35	R 27.41	R 31.52
Landrate 3	123.58	142.12	0.48	0.55	30.88	35.51	R 81.11	R 93.28	R 27.41	R 31.52
Landrate 4	266.92	306.96	0.48	0.55	30.88	35.51	R 26.28	R 30.22	R 0.00	R 0.00
Landlight 20A	355.35	408.65								
Landlight 60A	458.09	526.80								
Landrate Dx*									R 58.78	R 67.60

*R/day fixed charge inclusive of the following charges; energy, ancillary service, network demand, network capacity and service charge.

Table 25: Landrate, Landrate Dx and Landlight local authority tariff

Landrate - Local Authority

	Energy charge [c/kWh]		Ancillary service charge [c/kWh]		Network demand charge [c/kWh]		Network capacity charge [R/POD/day]		Service charge [R/POD/day]	
	<i>VAT incl</i>		<i>VAT incl</i>		<i>VAT incl</i>		<i>VAT incl</i>		<i>VAT incl</i>	
Landrate 1	126.41	<i>145.37</i>	0.48	<i>0.55</i>	31.16	<i>35.83</i>	R 33.28	<i>R 38.27</i>	R 27.24	<i>R 31.33</i>
Landrate 2	126.41	<i>145.37</i>	0.48	<i>0.55</i>	31.16	<i>35.83</i>	R 51.15	<i>R 58.82</i>	R 27.24	<i>R 31.33</i>
Landrate 3	126.41	<i>145.37</i>	0.48	<i>0.55</i>	31.16	<i>35.83</i>	R 81.79	<i>R 94.06</i>	R 27.24	<i>R 31.33</i>
Landrate 4	273.03	<i>313.98</i>	0.48	<i>0.55</i>	31.16	<i>35.83</i>	R 26.50	<i>R 30.48</i>		
Landrate Dx*									R 58.94	<i>R 67.78</i>

*R/day fixed charge inclusive of the following charges; energy, ancillary service, network demand, network capacity and service charge.

USE-OF-SYSTEM CHARGES

The following charges are the charges for the use of the **Distribution and Transmission System** as contained in Eskom's tariffs. The rates provided in this section for **use-of-system** charges are the rates applicable to **non-local authority tariffs**. The use-of-system charges applicable to **local-authorities** are explained for each charge where applicable.

The **NMD and MEC rules** shall apply to all relevant **use-of-system** charges.

25. Loss factors

The **active energy charges** are shown inclusive of losses for **Distribution and Transmission** at the applicable **loss factors**, which differ by the voltage category and **transmission zone**;

25.1. Loss factors (Distribution – loads and generators)

The **Distribution** loss factors for loads and generators connected to **Distribution System** as measured at the point of supply/**POD** are given in the table below.

- The same **loss factors** shall apply for **loads** as well as for the calculation of the **distribution losses charge** (refer to paragraph 35) for **Distribution** connected generators;

Table 26: Loss factors (Distribution – loads and generators)

Distribution loss factors		
Voltage	Urban loss factor	Rural loss factor
< 500V	1.1111	1.1527
≥ 500V & < 66kV	1.0957	1.1412
≥ 66kV & ≤ 132kV	1.0611	
> 132kV	1.0000	

25.2. Loss factors (Transmission – loads)

The Transmission loss factors for loads connected to the **Distribution and Transmission System** as measured at the **point of supply/POD** are given in the table below.

- Refer to Figure 3 for a map of the **Transmission zones** applicable to loads

Table 27: Loss factors (Transmission – loads)

Transmission loss factors for loads		
Distance from Johannesburg	Zone	Loss factor
≤ 300km	0	1.0107
> 300km & ≤ 600km	1	1.0208
> 600km & ≤ 900km	2	1.0310
> 900km	3	1.0413

25.3. Transmission loss factors for Transmission connected generators

The loss factors applied to all energy generated as measured at the **point of supply** for generators connected to the **Transmission System** are given in the table below.

- Refer to Figure 4 for a map of the **Transmission zones** applicable to generators

Table 28: Loss factors for Transmission connected generators)

Loss factors for Transmission connected generators	Loss factor
Cape	0.971
Karoo	0.995
Kwazulu-Natal	1.004
Vaal	1.020
Waterberg	1.023
Mpumalanga	1.021

25.4. TUoS (> 132 KV or direct Transmission connected) losses charge for generators

Losses charges = energy produced in **peak, standard** and **off-peak** periods x WEPS rates excluding losses in each TOU period x (Transmission loss factor (for generators) -1)/Transmission loss factor (for generators).

26. TUoS (> 132 KV or direct Transmission connected) network charge for loads

The **TUoS** charges are payable by all loads connected to the **Transmission System** based on the **annual utilised capacity** and are given in the table below.

Table 29: TUoS network charge for direct Transmission connected loads

TUoS network charge for Transmission connected loads	Network capacity charge VAT incl	
≤ 300km	R 11.67	<i>R 13.42</i>
> 300km & ≤ 600km	R 11.78	<i>R 13.55</i>
> 600km & ≤ 900km	R 11.95	<i>R 13.74</i>
> 900km	R 12.04	<i>R 13.85</i>

- Refer to Figure 3 for a map of the **Transmission zones** applicable to loads.
- The charges applicable to local authorities are the WEPS local authority > 132 kV Transmission network charge.

27. TUoS network charge for generators

The **TUoS** charges are payable by all generators connected to the **Transmission System** based on the **maximum export capacity** and are given in the table below.

Table 30: TUoS network charge for Transmission connected generators

TUoS network charges for Transmission connected generators	Network charge VAT incl	
Cape	R 0.00	<i>R 0.00</i>
Karoo	R 0.00	<i>R 0.00</i>
Kwazulu-Natal	R 2.45	<i>R 2.82</i>
Vaal	R 8.16	<i>R 9.38</i>
Waterberg	R 10.45	<i>R 12.02</i>
Mpumalanga	R 9.70	<i>R 11.16</i>

- Refer to Figure 4 for a map of the Transmission zones applicable to generators.

28. Ancillary service charge for Transmission connected generators and loads

The ancillary service charges are payable by all **generators** and **loads** connected to the **Transmission System** based on the active energy as measured at the **point of supply**, and are given in the table below.

Table 31: Ancillary service charge for Transmission connected generators and loads

TUoS ancillary service charge for Transmission connected loads and generators	Ancillary service charge VAT incl	
Generators	0.42	<i>0.48</i>
Loads	0.42	<i>0.48</i>

- The charges applicable to local authorities are the WEPS local authority > 132 kV Transmission ancillary service charge.

29. Ancillary service charge for Distribution connection generators and loads

The ancillary service charges are payable by all **loads** and **generators** connected to the **Distribution System** based on the active energy consumed or generated as measured at the **point of supply** and are given in the table below:

Table 32: Ancillary service charge for Distribution connected generators and loads

DUoS ancillary service charge Urban _p	Charge [c/kWh]	
		VAT incl
< 500V	0.48	0.55
≥ 500V & < 66kV	0.47	0.54
≥ 66kV & ≤ 132kV	0.45	0.52

DUoS ancillary service charge Rural _p	Charge [c/kWh]	
		VAT incl
< 500V	0.48	0.55
≥ 500V & ≤ 22kV	0.48	0.55

- The charges applicable to local authorities are the WEPS local authority ancillary service charges.

30. Urban_p ETUoS network charge for loads

The **TUoS** charges are payable by all **Urban_p** loads connected to the **Distribution System** based on the **annual utilised capacity** and are given in the table below.

Table 33: ETUoS network charge for Distribution connected Urban_p loads

	Transmission zone Voltage		[R/kVA]	
				VAT incl
ETUoS urban	≤ 300km	< 500V	R 10.38	R 11.94
		≥ 500V & < 66kV	R 9.48	R 10.90
		≥ 66kV & ≤ 132kV	R 9.23	R 10.61
	> 300km & ≤ 600km	< 500V	R 10.45	R 12.02
		≥ 500V & < 66kV	R 9.57	R 11.01
		≥ 66kV & ≤ 132kV	R 9.30	R 10.70
	> 600km & ≤ 900km	< 500V	R 10.57	R 12.16
		≥ 500V & < 66kV	R 9.66	R 11.11
		≥ 66kV & ≤ 132kV	R 9.36	R 10.76
	> 900km	< 500V	R 10.64	R 12.24
		≥ 500V & < 66kV	R 9.77	R 11.24
		≥ 66kV & ≤ 132kV	R 9.45	R 10.87

- The charges applicable to local authorities are the WEPS local authority Transmission network charges for the above voltages.

31. Rural_p ETUoS network charge for loads

The **ETUoS** charges are payable by all **Rural_p** loads connected to the **Distribution System** based on the **annual utilised capacity** and are given in the table below.

Table 34: ETUoS network charge for Distribution connected Rural_p loads

	Transmission zone Voltage		[R/kVA]	
				VAT incl
ETUoS rural	≤ 300km	< 500V	R 21.69	R 24.94
		≥ 500V & < 66kV	R 19.88	R 22.86
	> 300km & ≤ 600km	< 500V	R 21.75	R 25.01
		≥ 500V & < 66kV	R 20.00	R 23.00
	> 600km & ≤ 900km	< 500V	R 21.87	R 25.15
		≥ 500V & < 66kV	R 20.09	R 23.10
	> 900km	< 500V	R 21.96	R 25.25
		≥ 500V & < 66kV	R 20.10	R 23.12

- For the charges applicable to local authorities tariffs, refer to paragraph 33.

32. Urban_p DUoS network charge and Urban_p low voltage subsidy charge for loads

The **DUoS** network charges are payable by all **Urban_p** loads connected to the **Distribution System** and are given in the table below.

- The **DUoS network capacity charge** and the **urban low voltage subsidy charge** is payable on based on the **annual utilised capacity**.
- The **DUoS network demand charge** is payable on the **chargeable demand** for Megaflex, Megaflex Gen and Nightsave Urban and on kWh in **peak** and **standard** periods for Miniflex.

Table 35: Urban_p DUoS network charge and urban low voltage subsidy charge for Distribution connected loads

DUoS network charges for urban _p loads					
Voltage	Network capacity charge [R/kVA/m]		Network demand charge [R/kVA/m]		Urban low voltage subsidy charge [R/kVA/m]
	VAT incl		VAT incl		VAT incl
< 500V	R 20.62	R 23.71	R 39.10	R 44.97	R 0.00
≥ 500V & < 66kV	R 18.91	R 21.75	R 35.87	R 41.25	R 0.00
≥ 66kV & ≤ 132kV	R 6.75	R 7.76	R 12.51	R 14.39	R 16.66
> 132kV	R 0.00	R 0.00	R 0.00	R 0.00	R 19.16

- The charges applicable to local authorities are the WEPS local authority network capacity, network demand and urban low voltage subsidy charges for the above voltages.

33. Rural_p DUoS network charge for loads

The **DUoS** network charges are payable by all **Rural_p** loads connected to the **Distribution System** and are given in the table below.

- The **DUoS network capacity charge** is payable on based on the **annual utilised capacity**.
- The **DUoS network demand charge** is payable on the active energy in all time periods.

Table 36: Rural_p DUoS network charge for Distribution connected loads

DUoS network charges rural _p loads				
Voltage	Network capacity charge [R/kVA/m]		Network demand charge [c/kWh]	
	VAT incl		VAT incl	
< 500V	R 21.69	R 24.94	30.88	R 35.51
≥ 500V & ≤ 22kV	R 19.88	R 22.86	27.07	R 31.13

- The charges applicable to local authorities for the Rural_p **ETUoS** and **DUoS** for loads are the Ruraflex local authority combined **network capacity charges** for the above voltages.

34. DUoS network charge for generators

The **DUoS** network charges are payable by all **generators** connected to the **Distribution System** and are given in the table below

- The **DUoS network charge** is payable on based on the **maximum export capacity**.

Table 37: DUoS network charge for Distribution connected generators

DUoS network charges for generators		
Voltage	Network capacity charge [R/kW/m]	
	VAT incl	
< 500V		
≥ 500V & < 66kV		
≥ 66kV & ≤ 132kV	R 16.68	R 19.18

35. DUoS distribution losses charge for generators

The **DUoS** generator **network charge** shall be rebated based on the following formula:

- **distribution losses charge** = energy produced in **peak, standard, and off-peak** periods x WEPS energy rate excluding losses in **peak, standard, and off-peak periods** x (**Distribution loss factor** x **Transmission loss factor** – 1). Refer to Table 1 and Table 2 for the WEPS energy rates excluding losses.
- Refer to **Table 26** and **Table 27** for the **loss factors**.

36. DUoS service and administration charges

36.1. DUoS urban_p service and administration charges

The **DUoS** and **TUoS** **service and administration charges** are payable by all **Urban_p generators** and **loads** based on the **monthly utilised capacity** or **monthly maximum exported capacity** and are given in the table below:

Table 38: Urban_p Service and administration charges

DUoS service and administration charges (urban _p)				
Customer categories utilised capacity / maximum export capacity [kVA or MVA = loads] [kW or MW = generators]	Service charge [R/account/day]		Administration charge [R/POD/day]	
	VAT incl		VAT incl	
≤ 100 kVA/kW	R 16.85	<i>R 19.38</i>	R 3.70	<i>R 4.26</i>
> 100 kVA/kW & ≤ 500 kVA/kW	R 76.94	<i>R 88.48</i>	R 21.58	<i>R 24.82</i>
> 500 kVA/kW & ≤ 1 MVA/MW	R 236.74	<i>R 272.25</i>	R 42.85	<i>R 49.28</i>
> 1 MVA/MW	R 236.74	<i>R 272.25</i>	R 106.69	<i>R 122.69</i>
Key customers or Transmission connected	R 4 639.20	<i>R 5 335.08</i>	R 148.16	<i>R 170.38</i>

- The charges applicable to local authorities are the WEPS local authority charges for the above customer categories.

36.2. DUoS rural service and administration charges

The **DUoS** **service and administration charges** are payable by all **Rural_p generators** and **loads** based on the **monthly utilised capacity** or **monthly maximum exported capacity** and are given in the table below.

Table 39: Rural_p service and administration charges

DUoS service and administration charges (rural _p)				
Customer categories utilised capacity / maximum export capacity [kVA or MVA = loads] [kW or MW = generators]	Service charge [R/account/day]		Administration charge [R/POD/day]	
	VAT incl		VAT incl	
≤ 100 kVA/kW	R 21.34	<i>R 24.54</i>	R 6.06	<i>R 6.97</i>
> 100 kVA/kW & ≤ 500 kVA/kW	R 72.76	<i>R 83.67</i>	R 33.74	<i>R 38.80</i>
> 500 kVA/kW & ≤ 1 MVA/MW	R 223.85	<i>R 257.43</i>	R 51.78	<i>R 59.55</i>
> 1 MVA/MW	R 223.85	<i>R 257.43</i>	R 96.08	<i>R 110.49</i>
Key customers	R 4 387.25	<i>R 5 045.34</i>	R 96.08	<i>R 110.49</i>

- The charges applicable to local authorities are the Ruraflex local authority charges for the above customer categories.

36.3. DUoS electrification and rural subsidy charge

The **Electrification and rural subsidy charge** is payable by all **Urban_p** loads connected to the Eskom **Transmission** and **Distribution System** for the delivery of energy and is given in the table below.

Table 40: DUoS electrification and rural subsidy charge

DUoS electrification and rural network subsidy charge [c/kWh]	
Tariff	Electrification and rural network subsidy charge [c/kWh]
	VAT incl
Megaflex, Miniflex, Nightsave Urban Large, Nightsave Urban Small, Businessrate	9.22 10.60

The charges applicable to local authorities are the WEPS local authority charges for the above tariffs.

37. Excess network capacity charges in the event of an NMD exceedance

The charges below shall apply in the event of an NMD exceedance x the event number

Table 41: Excess network capacity charges – non local authorities

Excess network capacity charges (NCC) - Non-Local Authority

Urban - Excess NCC				Urban - Excess NCC				Urban - Excess NCC			
Megaflex/Megaflex Gen [non local authorities]				Nightsave Urban Large [non local authorities]				Miniflex [non local authorities]			
		Excess NCC[R/kVA/m]				Excess NCC[R/kVA/m]				Excess NCC[R/kVA/m]	
Transmission zone	Voltage	VAT incl		Transmission zone	Voltage	VAT incl		Transmission zone	Voltage	VAT incl	
≤ 300km	< 500V	R 31.00	R 35.65	≤ 300km	< 500V	R 31.00	R 35.65	≤ 300km	< 500V	R 30.96	R 35.60
	≥ 500V & < 66kV	R 28.39	R 32.65		≥ 500V & < 66kV	R 28.39	R 32.65		≥ 500V & < 66kV	R 28.38	R 32.64
	≥ 66kV & ≤ 132kV	R 32.64	R 37.54		≥ 66kV & ≤ 132kV	R 32.64	R 37.54		≥ 66kV & ≤ 132kV	R 32.60	R 37.49
	> 132kV*	R 28.33	R 32.58		> 132kV*	R 28.33	R 32.58		> 132kV*	R 28.28	R 32.52
> 300km and ≤ 600km	< 500V	R 31.07	R 35.73	> 300km and ≤ 600km	< 500V	R 31.07	R 35.73	> 300km and ≤ 600km	< 500V	R 31.04	R 35.70
	≥ 500V & < 66kV	R 28.48	R 32.75		≥ 500V & < 66kV	R 28.48	R 32.75		≥ 500V & < 66kV	R 28.46	R 32.73
	≥ 66kV & ≤ 132kV	R 32.71	R 37.62		≥ 66kV & ≤ 132kV	R 32.71	R 37.62		≥ 66kV & ≤ 132kV	R 32.66	R 37.56
	> 132kV*	R 28.44	R 32.71		> 132kV*	R 28.44	R 32.71		> 132kV*	R 28.40	R 32.66
> 600km and ≤ 900km	< 500V	R 31.19	R 35.87	> 600km and ≤ 900km	< 500V	R 31.19	R 35.87	> 600km and ≤ 900km	< 500V	R 31.18	R 35.86
	≥ 500V & < 66kV	R 28.57	R 32.86		≥ 500V & < 66kV	R 28.57	R 32.86		≥ 500V & < 66kV	R 28.55	R 32.83
	≥ 66kV & ≤ 132kV	R 32.77	R 37.69		≥ 66kV & ≤ 132kV	R 32.77	R 37.69		≥ 66kV & ≤ 132kV	R 32.76	R 37.67
	> 132kV*	R 28.61	R 32.90		> 132kV*	R 28.61	R 32.90		> 132kV*	R 28.57	R 32.86
> 900km	< 500V	R 31.26	R 35.95	> 900km	< 500V	R 31.26	R 35.95	> 900km	< 500V	R 31.21	R 35.89
	≥ 500V & < 66kV	R 28.68	R 32.98		≥ 500V & < 66kV	R 28.68	R 32.98		≥ 500V & < 66kV	R 28.65	R 32.95
	≥ 66kV & ≤ 132kV	R 32.86	R 37.79		≥ 66kV & ≤ 132kV	R 32.86	R 37.79		≥ 66kV & ≤ 132kV	R 32.82	R 37.74
	> 132kV*	R 28.70	R 33.01		> 132kV*	R 28.70	R 33.01		> 132kV*	R 28.65	R 32.95
* 132 kV or Transmission connected				* 132 kV or Transmission connected				* 132 kV or Transmission connected			
Urban - Excess NCC				Rural - Excess NCC				Rural - Excess NCC			
Nightsave Urban Small [non local authorities]				Nightsave Rural [non local authorities]				Ruraflex/Ruraflex Gen [non local authorities]			
		Excess NCC[R/kVA/m]				Excess NCC[R/kVA/m]				Excess NCC[R/kVA/m]	
Transmission zone	Voltage	VAT incl		Transmission zone	Voltage	VAT incl		Transmission zone	Voltage	VAT incl	
≤ 300km	< 500V	R 31.00	R 35.65	≤ 300km	< 500V	R 15.52	R 17.85	≤ 300km	< 500V	R 21.69	R 24.94
	≥ 500V & < 66kV	R 28.39	R 32.65		≥ 500V & ≤ 22kV	R 14.26	R 16.40		≥ 500V & ≤ 22kV	R 19.88	R 22.86
	≥ 66kV & ≤ 132kV	R 32.64	R 37.54								
	> 132kV*	R 28.33	R 32.58								
> 300km and ≤ 600km	< 500V	R 31.07	R 35.73	> 300km and ≤ 600km	< 500V	R 15.55	R 17.88	> 300km and ≤ 600km	< 500V	R 21.75	R 25.01
	≥ 500V & < 66kV	R 28.48	R 32.75		≥ 500V & ≤ 22kV	R 14.31	R 16.46		≥ 500V & ≤ 22kV	R 20.00	R 23.00
	≥ 66kV & ≤ 132kV	R 32.71	R 37.62								
	> 132kV*	R 28.44	R 32.71								
> 600km and ≤ 900km	< 500V	R 31.19	R 35.87	> 600km and ≤ 900km	< 500V	R 15.70	R 18.06	> 600km and ≤ 900km	< 500V	R 21.87	R 25.15
	≥ 500V & < 66kV	R 28.57	R 32.86		≥ 500V & ≤ 22kV	R 14.41	R 16.57		≥ 500V & ≤ 22kV	R 20.09	R 23.10
	≥ 66kV & ≤ 132kV	R 32.77	R 37.69								
	> 132kV*	R 28.61	R 32.90								
> 900km	< 500V	R 31.26	R 35.95	> 900km	< 500V	R 15.74	R 18.10	> 900km	< 500V	R 21.96	R 25.25
	≥ 500V & < 66kV	R 28.68	R 32.98		≥ 500V & ≤ 22kV	R 14.44	R 16.61		≥ 500V & ≤ 22kV	R 20.10	R 23.12
	≥ 66kV & ≤ 132kV	R 32.86	R 37.79								
	> 132kV*	R 28.70	R 33.01								
* 132 kV or Transmission connected											

Table 42: Excess network capacity charges – Local authorities

Excess network capacity charges (NCC) - Non-Local Authority

Urban - Excess NCC
Megaflex
[Local authorities]

Transmission zone	Voltage	Excess NCC[R/kVA/m]	
		VAT incl	
≤ 300km	< 500V	R 30.96	R 35.60
	≥ 500V & < 66kV	R 28.33	R 32.58
	≥ 66kV & ≤ 132kV	R 32.49	R 37.36
	> 132kV*	R 28.17	R 32.40
> 300km and ≤ 600km	< 500V	R 31.00	R 35.65
	≥ 500V & < 66kV	R 28.44	R 32.71
	≥ 66kV & ≤ 132kV	R 32.56	R 37.44
	> 132kV*	R 28.28	R 32.52
> 600km and ≤ 900km	< 500V	R 31.14	R 35.81
	≥ 500V & < 66kV	R 28.50	R 32.78
	≥ 66kV & ≤ 132kV	R 32.63	R 37.52
	> 132kV*	R 28.44	R 32.71
> 900km	< 500V	R 31.19	R 35.87
	≥ 500V & < 66kV	R 28.61	R 32.90
	≥ 66kV & ≤ 132kV	R 32.71	R 37.62
	> 132kV*	R 28.52	R 32.80

* 132 kV or Transmission connected

Urban - Excess NCC
Nightsave Urban Large
[Local authorities]

Transmission zone	Voltage	Excess NCC[R/kVA/m]	
		VAT incl	
≤ 300km	< 500V	R 30.96	R 35.60
	≥ 500V & < 66kV	R 28.33	R 32.58
	≥ 66kV & ≤ 132kV	R 32.49	R 37.36
	> 132kV*	R 28.17	R 32.40
> 300km and ≤ 600km	< 500V	R 31.00	R 35.65
	≥ 500V & < 66kV	R 28.44	R 32.71
	≥ 66kV & ≤ 132kV	R 32.56	R 37.44
	> 132kV*	R 28.28	R 32.52
> 600km and ≤ 900km	< 500V	R 31.14	R 35.81
	≥ 500V & < 66kV	R 28.50	R 32.78
	≥ 66kV & ≤ 132kV	R 32.63	R 37.52
	> 132kV*	R 28.44	R 32.71
> 900km	< 500V	R 31.19	R 35.87
	≥ 500V & < 66kV	R 28.61	R 32.90
	≥ 66kV & ≤ 132kV	R 32.71	R 37.62
	> 132kV*	R 28.52	R 32.80

* 132 kV or Transmission connected

Urban - Excess NCC
Miniflex
[Local authorities]

Transmission zone	Voltage	Excess NCC[R/kVA/m]	
		VAT incl	
≤ 300km	< 500V	R 30.94	R 35.58
	≥ 500V & < 66kV	R 28.34	R 32.59
	≥ 66kV & ≤ 132kV	R 32.47	R 37.34
	> 132kV*	R 28.17	R 32.40
> 300km and ≤ 600km	< 500V	R 31.00	R 35.65
	≥ 500V & < 66kV	R 28.45	R 32.72
	≥ 66kV & ≤ 132kV	R 32.55	R 37.43
	> 132kV*	R 28.28	R 32.52
> 600km and ≤ 900km	< 500V	R 31.16	R 35.83
	≥ 500V & < 66kV	R 28.52	R 32.80
	≥ 66kV & ≤ 132kV	R 32.63	R 37.52
	> 132kV*	R 28.44	R 32.71
> 900km	< 500V	R 31.18	R 35.86
	≥ 500V & < 66kV	R 28.64	R 32.94
	≥ 66kV & ≤ 132kV	R 32.68	R 37.58
	> 132kV*	R 28.52	R 32.80

* 132 kV or Transmission connected

Urban - Excess NCC
Nightsave Urban Small
[Local authorities]

Transmission zone	Voltage	Excess NCC[R/kVA/m]	
		VAT incl	
≤ 300km	< 500V	R 30.96	R 35.60
	≥ 500V & < 66kV	R 28.33	R 32.58
	≥ 66kV & ≤ 132kV	R 32.49	R 37.36
	> 132kV*	R 28.17	R 32.40
> 300km and ≤ 600km	< 500V	R 31.00	R 35.65
	≥ 500V & < 66kV	R 28.44	R 32.71
	≥ 66kV & ≤ 132kV	R 32.56	R 37.44
	> 132kV*	R 28.28	R 32.52
> 600km and ≤ 900km	< 500V	R 31.14	R 35.81
	≥ 500V & < 66kV	R 28.50	R 32.78
	≥ 66kV & ≤ 132kV	R 32.63	R 37.52
	> 132kV*	R 28.44	R 32.71
> 900km	< 500V	R 31.19	R 35.87
	≥ 500V & < 66kV	R 28.61	R 32.90
	≥ 66kV & ≤ 132kV	R 32.71	R 37.62
	> 132kV*	R 28.52	R 32.80

* 132 kV or Transmission connected

Rural - Excess NCC
Nightsave Rural
[Local authorities]

Transmission zone	Voltage	Excess NCC[R/kVA/m]	
		VAT incl	
≤ 300km	< 500V	R 15.66	R 18.01
	≥ 500V & ≤ 22kV	R 14.38	R 16.54
	< 500V	R 15.69	R 18.04
	≥ 500V & ≤ 22kV	R 14.44	R 16.61
> 300km and ≤ 600km	< 500V	R 15.84	R 18.22
	≥ 500V & ≤ 22kV	R 14.53	R 16.71
	< 500V	R 15.87	R 18.25
	≥ 500V & ≤ 22kV	R 14.54	R 16.72
> 600km and ≤ 900km	< 500V	R 15.87	R 18.25
	≥ 500V & ≤ 22kV	R 14.54	R 16.72
	< 500V	R 15.87	R 18.25
	≥ 500V & ≤ 22kV	R 14.54	R 16.72
> 900km	< 500V	R 15.87	R 18.25
	≥ 500V & ≤ 22kV	R 14.54	R 16.72
	< 500V	R 15.87	R 18.25
	≥ 500V & ≤ 22kV	R 14.54	R 16.72

Rural - Excess NCC
Ruraflex
[Local authorities]

Transmission zone	Voltage	Excess NCC[R/kVA/m]	
		VAT incl	
≤ 300km	< 500V	R 21.85	R 25.13
	≥ 500V & ≤ 22kV	R 20.05	R 23.06
	< 500V	R 21.94	R 25.23
	≥ 500V & ≤ 22kV	R 20.16	R 23.18
> 300km and ≤ 600km	< 500V	R 21.94	R 25.23
	≥ 500V & ≤ 22kV	R 20.16	R 23.18
	< 500V	R 22.06	R 25.37
	≥ 500V & ≤ 22kV	R 20.26	R 23.30
> 600km and ≤ 900km	< 500V	R 22.06	R 25.37
	≥ 500V & ≤ 22kV	R 20.26	R 23.30
	< 500V	R 22.13	R 25.45
	≥ 500V & ≤ 22kV	R 20.27	R 23.31
> 900km	< 500V	R 22.13	R 25.45
	≥ 500V & ≤ 22kV	R 20.27	R 23.31
	< 500V	R 22.13	R 25.45
	≥ 500V & ≤ 22kV	R 20.27	R 23.31

TARIFFS APPLICABLE FOR GENERATOR USE-OF-SYSTEM CHARGES

38. Gen-DUoS urban

A use of system tariff for Urban_p Distribution connected generator customers with the following charges:

1. the R/kW/month **Distribution network capacity charge** (generators) based on the voltage of the supply and the **maximum export capacity** measured at the **POD** applicable during all time periods; less
2. a **distribution losses charge** based on **loss factors**, which shall rebate the **network capacity charge**, but not beyond extinction,
3. a c/kWh **ancillary service charge** applied on the total active energy produced in the month based on the voltage of the supply applicable during all time periods ;
4. a R/account/day **service charge** based on the **monthly maximum exported capacity** of all points of supply/points of delivery linked to an account;
5. a R/day **administration charge** based on the **monthly maximum exported capacity** of each **POD/point of supply/service agreement** linked to an account; and
6. additional charges in the event of an **MEC** exceedance in accordance with the **NMD and MEC rules**.

The structure is given in the table below:

Table 43: Gen DUoS Urban structure

Charge	Rate
DUoS network capacity charge	Table 37: DUoS network charge for Distribution connected generators (Energy in each TOU period x WEPS rate excluding losses in each TOU period x (Distribution loss factor x Transmission loss factor (for loads) - 1), not beyond extinction
Losses charge	Refer to WEPS energy rate excluding losses in paragraph 11, Paragraph 35 and paragraphs 25.1 and 25.2
Ancillary service charge	Table 32: Ancillary service charge for Distribution connected generators and loads (Urban)
Service charge	Table 38: Urban_p Service and administration charges
Administration charge	Table 38: Urban_p Service and administration charges

39. Gen-DUoS rural

A use of system tariff for Rural_p Distribution connected generator customers with the following charges:

1. a c/kWh **ancillary service charge** applied on the total active energy produced in the month based on the voltage of the supply applicable during all time periods;
2. a R/account/day **service charge** based on the **monthly maximum exported capacity** of all points of supply/points of delivery linked to an account;
3. a R/day **administration charge** based on the **monthly maximum exported capacity** of each **POD/point of supply/service agreement** linked to an account; and
4. additional charges in the event of an **MEC** exceedance in accordance with the **NMD and MEC rules**.

The structure is given in the table below:

Table 44: Gen DUoS rural structure

Charge	Rate
DUoS network capacity charge	NA
Losses charge	NA
Ancillary service charge	Table 32: Ancillary service charge for Distribution connected generators and loads (Rural)
Service charge	Table 39: Rural_p service and administration charges
Administration charge	Table 39: Rural_p service and administration charges

40. Gen-TUoS

A use of system tariff for Transmission connected generator customers with the following charges:

1. the R/kW/month **Transmission network charge** (generators) based on the voltage of the supply and the **maximum export capacity** measured at the **POD** applicable during all time periods; less
2. a **Transmission losses charge** based on **loss factors (may be positive or negative)**;
3. a c/kWh **ancillary service charge** applied on the total active energy produced in the month based on the voltage of the supply applicable during all time periods ;
4. a R/account/day **service charge** based on the **monthly maximum exported capacity** of all points of supply/points of delivery linked to an account;
5. a R/day **administration charge** based on the **monthly maximum exported capacity** of each **POD/point of supply/service agreement** linked to an account; and
6. additional charges in the event of an **MEC** exceedance in accordance with the **NMD and MEC rules**.

The structure is given in the table below:

Table 45: Gen TUoS structure

Charge	Rate
TUoS network charge	Table 30: TUoS network charge for Transmission connected generators (Energy in each TOU period x WEPS rate excluding losses in each TOU period) x (Transmission loss factor-1)/Transmission loss factor for generators
Losses charge	Refer to WEPS energy rate excluding losses in paragraph 11, paragraph 25.2 and paragraph 25.4
Ancillary service charge	Table 31: Ancillary service charge for Transmission connected generators and loads
Service charge	Table 38: Urbanp Service and administration charges
Administration charge	Table 38: Urbanp Service and administration charges

TARIFFS APPLICABLE FOR THE RECONCILIATION OF ACCOUNTS FOR ESKOM CUSTOMERS RECEIVING ENERGY FROM NON-ESKOM GENERATORS

41. Gen-wheeling tariff

A reconciliation electricity tariff for local and non-local electricity customers connected at >1kV on Urban_p or Rural_p networks on the Megaflex, Megaflex Gen, Miniflex, Ruraflex or Ruraflex Gen TOU electricity tariffs that have entered into a wheeling transaction with a generator

1. A credit raised on the total wheeled energy and seasonally and time-of-use differentiated c/kWh **active energy charges** excluding losses and based on whether the main account is a local authority or non-local authority account;
2. three time-of-use periods namely **peak, standard and off-peak**, as specified in paragraph 3.2;
3. the treatment of **public holidays** for the raising of the credit active energy charge shall be as specified in paragraph 10;
4. a R/POD/day **administration charge** based on the **monthly utilised capacity** of each Gen-wheeling **service agreement** linked to an account; and
5. a credit raised on the total wheeled energy and the c/kWh **affordability subsidy charge** (applicable to non-local authority tariffs only.)

Below is the summary of the charges:

Table 46: Gen-wheeling tariff structure

Tariff name	Type of charge	Rate
Gen-wheeling non Munic urban	Energy charge (credit)	Table 1: WEPS non-local authority tariff - energy rates excluding losses
	Affordability subsidy charge (credit)	Table 1: WEPS non-local authority tariff - affordability subsidy charge
	Administration charge	Table 1: WEPS non-local authority tariff - administration charge
	All other tariff charges	NA
Gen-wheeling non Munic rural	Energy charge (credit)	Table 1: WEPS non-local authority tariff - energy rates excluding losses
	Administration charge	Table 21: Ruraflex non-local authority tariff - administration charge
	All other tariff charges	NA
Gen-wheeling Munic urban	Energy charge (credit)	Table 2: WEPS local authority tariff - energy rates excluding losses
	Administration charge	Table 2: WEPS local authority tariff - administration charge
	All other tariff charges	NA
Gen-wheeling Munic rural	Energy charge (credit)	Table 2: WEPS local authority tariff - energy rates excluding losses
	Administration charge	Table 22: Ruraflex local authority tariff -administration charge
	All other tariff charges	NA

42. Gen-offset tariff

A reconciliation electricity tariff for non-local authority electricity customers connected to Urban_p or Rural_p networks on the Megaflex, Megaflex Gen, Miniflex, Ruraflex or Ruraflex Gen TOU tariffs where there is a net-metering/offset transaction:

1. A credit raised on the total active energy exported and seasonally and time-of-use differentiated **active energy charges** including losses based on the voltage of supply and the **Transmission zone**;
2. three time-of-use periods namely **peak, standard and off-peak**, as specified in paragraph 3.2;
3. the treatment of **public holidays** for the raising of the credit active energy charge shall be as specified in paragraph 10;
4. a credit raised on **total active energy** exported and the **ancillary service charge**, based on the voltage of the supply;
5. a R/POD/day **administration charge** based on the **monthly utilised capacity** of each Gen-offset **service agreement** linked to an account; and
6. a credit raised on the **total active energy** exported and the **affordability subsidy charge** (applicable to non-local authority tariffs only.)

Below is the summary of the charges:

Table 47: Gen-offset tariff structure

Tariff name	Type of charge	Rate
Gen-offset urban	Energy charge (credit)	Table 1: WEPS non-local authority tariff - energy rates per Transmission Zone and voltage inclusive of losses
	Ancillary service charge (credit)	Table 1: WEPS non-local authority tariff - ancillary service charge
	Affordability subsidy charge (credit)	Table 1: WEPS non-local authority tariff - affordability subsidy charge
	Administration charge	Table 1: WEPS non-local authority tariff - administration charge
	All other tariff charges	NA
Gen-offset rural	Energy charge (credit)	Table 21: Ruraflex non-local authority tariff - energy rates per Transmission Zone and voltage
	Ancillary service charge (credit)	Table 21: Ruraflex non-local authority tariff -ancillary service charge
	Administration charge	Table 21: Ruraflex non-local authority tariff -administration charge
	All other tariff charges	NA

43. Gen-purchase tariff

A reconciliation electricity tariff for local and non-local electricity customers connected to Urban_p or Rural_p networks on the Megaflex, Megaflex Gen, Miniflex, Ruraflex or Ruraflex Gen TOU tariffs where Eskom purchases energy from a non-Eskom generator but the energy is consumed by the customer

- seasonally and time-of-use differentiated c/kWh **active energy charges** excluding losses based on the active energy purchased by Eskom, but consumed by the customer and whether the main account is a local authority or non-local authority account;
- three time-of-use periods namely **peak, standard and off-peak**, as specified in paragraph 3.2;
- the treatment of **public holidays** for the raising of the credit active energy charge shall be as specified in paragraph 10;
- a R/POD/day **administration charge** based on the **monthly utilised capacity** of each Gen-purchase **service agreement** linked to an account; and
- a c/kWh **affordability subsidy charge** applied to the total active energy purchased by Eskom, but consumed by the customer (applicable to non-local authority tariffs only).

Below is the summary of the charges:

Table 48: Gen-purchase tariff structure

Tariff name	Type of charge	Rate
Gen-purchase-urban	Energy charge	Table 1: WEPS non-local authority tariff - energy rates excluding losses
	Affordability subsidy charge	Table 1: WEPS non-local authority tariff - affordability subsidy charge
	Administration charge	Table 1: WEPS non-local authority tariff - administration charge
	All other tariff charges	NA
Gen-purchase-rural	Energy charge	Table 1: WEPS non-local authority tariff - energy rates excluding losses
	Administration charge	Table 21: Ruraflex non-local authority tariff -administration charge
	All other tariff charges	NA
Gen-purchase Munic urban	Energy charge	Table 2: WEPS local authority tariff- energy rates -excluding losses
	Administration charge	Table 2: WEPS local authority tariff - administration charge
	All other tariff charges	NA
Gen-purchase Munic rural	Energy charge	Table 2: WEPS local authority tariff- energy rates excluding losses
	Administration charge	Table 22: Ruraflex local authority tariff - administration charge
	All other tariff charges	NA

Oo