

Tariffs & Charges Booklet

2021/2022

Charges for non-local authorities effective from 1 April 2021 to 31 March 2022

Charges for local authorities effective from 1 July 2021 to 30 June 2022

(Please refer to the 2020/21 tariff book for local authority tariffs 1 April 2021 to 30 June 2021)

Disclaimer

The details contained in the Tariff book are purely to inform you of Eskom's tariffs and charges. Under no circumstances should the Tariff book be regarded as an amendment of any agreements with Eskom. No representation or warranty is given regarding the accuracy of any information contained in the Tariff book. Eskom accordingly disclaims any and all liability resulting from the use of or reliance on the information contained in the Tariff book.

The official documents containing Eskom's tariffs are the Schedule of Standard Prices and can be accessed on the website: www.eskom.co.za/tariffs.

Contents

Contact Numbers	3	Landrate and Landlight	44
Eskom's Customer Service Charter	3	Landrate Non- local authority charges	45
Introduction	2	Landrate- Local authority charges	45
Foreword	5	Landlight - Non-local authority charges	45
Abbreviations	6	Generator Tariffs	46
Definitions	6	Use of system charges for Transmission connected generator customers	47
Standard fees/charges for Services Rendered	11	Use of system charges for Distribution connected generator customers	48
Urban Tariffs	12	Tariffs Applicable for the Reconciliation of Accounts for Eskom Customers Receiving Energy from non-Eskom Generators	51
Nightsave Urban Large – Non-local Authority charges	14	Gen-wheeling tariff	51
Nightsave Urban Large - Local Authority charges	15	Gen-offset tariff	52
Nightsave Urban Small- Non-local Authority charges	16	Gen-purchase tariff	53
Nightsave Urban Small - Local Authority charges	17	Appendix A - Eskom's Defined Time-of-use Periods	55
Megaflex - Non- Local Authority charges	19	Appendix B - Transmission Zones	56
Megaflex - Local Authority charges	20	Appendix C - NMD Rules and Excess Network Capacity Charges	57
Megaflex Gen - Non- Local Authority charges	23	Appendix D - Treatment of Public Holidays For 2021/22	60
Miniflex Non- Local Authority charges	26	Appendix E - WEPS Energy Rate Excluding Losses	61
Miniflex - Local Authority charges	27	Appendix F - Loss Factors	62
Businessrate - Non-local Authority charges	29	Appendix G - Eskom's Annual Average Price Adjustment	63
Businessrate - Local Authority charges	29	Appendix H - Designing Tariffs	64
Public Lighting - Non-local Authority charges	31	Appendix I – Billing	65
Public Lighting- Local Authority charges	31		
Residential Tariffs	32		
Homepower Standard - Non-local authority charges	33		
Homepower Standard - Local authority charges	34		
Homepower Bulk - Non-local authority charges	34		
Homelight - Non-local authority charges	35		
Rural Tariffs	37		
Nightsave Rural – Non-local authority charges	38		
Nightsave Rural - Local authority charges	38		
Ruraflex- Non-local authority charges	40		
Ruraflex- Local authority charges	41		
Ruraflex Gen - Non-local authority	42		
Ruraflex Gen - Non- Local authority charges	43		

Contact Numbers

Customers can contact the Eskom Call-Centre for customer services such as account queries, applications for new connections, transfer of existing accounts and termination of accounts.

Eskom has introduced an easy-to-remember national ShareCall number:

- dial 08600ESKOM on a phone with an alphanumeric keypad; or
- dial 0860037566 if your phone does not have an alphanumeric keypad.

Customers can send an SMS message stating their customer service requirement to the following number:

- 35328

For the latest contact details and tariff information, visit our web site at www.eskom.co.za/tariffs.

Eskom's Customer Service Charter

Our customers have the right:

- to accurate measurement of consumption;
- to error-free bills;
- to be treated with respect;
- to experience excellent treatment in terms of Eskom's electricity supply agreement;
- to be dealt with promptly and efficiently;
- to be treated fairly;
- to have their property treated with respect;
- to the confidentiality of their information;
- to one-stop service without referral;
- to quality of supply in terms of negotiated agreement; and
- to be involved in issues affecting them.


Visit our web site at www.eskom.co.za for more information on Eskom's service levels. Go to:

- Customer Care
 - Customer Service Information

To view energy saving tips, please visit: <https://www.eskom.co.za/sites/eas/Pages/Home.aspx> OR www.eskom.co.za/residential

Introduction

1



Foreword

The tariff increase as approved by the National Energy Regulator of South Africa (NERSA) from 1 April 2021 for Eskom direct customers and from 1 July 2021 for municipalities is as follows:

Customer Category	Average Increase
Total Standard Tariffs	15.06%
Municipal - 1 July 2021	17.80%
Eskom Direct Customers	
Key Industrial & Urban: Megaflex, Miniflex, Nightsave Urban, WEPS, Megaflex Gen,	
Other Tariff Charges	15.06%
Other Urban Business Rate, Public Lighting	15.06%
Affordability Subsidy	14.75%
Rural: Ruraflex Gen, Ruraflex, Nightsave Rural, Landrate, Landlight	15.06%
Homelight 20A	15.06%
Homelight 60A	15.06%
Homepower	15.06%

Also important to note that there are no tariff structural adjustments for 2021/22. The structural adjustments proposed by Eskom have been delayed, pending direction from NERSA: Please also note that the Schedule of standard prices is the Eskom official document comprising Eskom tariffs.

Mutenda Tshipala

Acting Senior Manager (Electricity Pricing)

Abbreviations

Abbreviations			
<	less than	kWh	kilowatt-hour
≤	less than or equal to	MEC	maximum export capacity
>	greater than	MFMA	municipal finance management act
≥	greater than or equal to	MVA	megavolt-ampere
A	ampere	MYPD	multi-year price determination
c	cents	N/A	not applicable
c/kVArh	cents per reactive kilovolt-ampere-hour	NERSA	National energy regulator of South Africa
c/kWh	cents per kilowatt-hour	NMD	notified maximum demand
CPI	consumer price index	PF	power factor
DUoS	Distribution use-of-system	R	rand
ERS	electrification and rural subsidy	R/kVA	rand per kilovolt-ampere
ETUoS	embedded Transmission use-of-system	TOU	time of use or time-of-use
GWh	gigawatt-hour	TUoS	Transmission use-of-system
km	kilometre	UoS	Use-of-system
kVA	kilovolt-ampere	V	volt
kVArh	reactive kilovolt-ampere-hour	VAT	value-added tax
kV	kilovolt	W	watt
kW	kilowatt		

Definitions

Account means the invoice received by a customer for a single **point of delivery** (POD) or if consolidated, multiple **points of delivery** for electricity supplied and/or use of the **System**.

Active energy charge or energy charge means the charge for each unit of energy consumed, typically charged for as c/kWh.

Administration charge means the daily fixed charge payable per **POD** to recover administration-related costs such as meter reading, billing and meter capital. It is based on the **monthly utilised capacity** or **maximum export capacity** of each **POD**.

Affordability subsidy charge means the transparent charge indicating socio-economic subsidies related to the supply of electricity to **residential tariffs** and is payable on Eskom related active energy sales to **non-local authority tariffs**.

Ancillary Service charge means the charge that recovers the cost of providing ancillary services by the System Operator.

Annual utilised capacity means the higher of the **notified maximum demand (NMD)** or the **maximum demand, per POD/point of supply** measured in kVA, and registered during a rolling 12-month period.

Chargeable demand means the highest average demand measured in kVA in a billing month during the chargeable time periods specified for each tariff. For WEPS, Megaflex and Megaflex Gen, the chargeable period is during these tariffs peak and standard periods and for Nightsave Urban (Large and Small) and Nightsave Rural during Nightsave's peak periods.

Code means the Distribution Code, the South African Grid Code, the Grid Connection Code for Renewable Power Plants or any other code, published by NERSA, as applicable, and as amended, modified, extended, replaced or re-enacted from time to time.

Distribution means the regulated business unit through which Eskom constructs, owns, operates and maintains the **Distribution System** in accordance with its licence and the **Code**.

Distribution connected means connected to the **Distribution system**.

Distribution losses charge means the production-based (energy) incentive to generators. The losses charge is based on the approved loss factors, the load factor, the amount of energy produced seasonally and TOU and the WEPS energy rate (excluding losses).

Distribution network capacity charge (previously known as the **Distribution network access charge**) means the R/kVA or **R/POD** fixed network charge raised to recover **Distribution** network costs and depending on the tariff is charged on the **annual utilised capacity or maximum export capacity** where **maximum demand** is measured or the **NMD** where **maximum demand** is not measured.

Distribution network demand charge means the R/kVA or c/kWh variable network charge raised to recover Distribution network costs and depending on the tariff may be charged on the **chargeable demand** or the active energy.

Distribution System means Eskom's network infrastructure consisting of assets operated at a nominal voltage of 132 kV or less, not classified as transmission transformation equipment.

Distribution use-of-system (DUoS) charges means the network tariffs charged for making capacity available, connecting to and for the use of the Distribution System. The **DUoS** charges are the source of the Distribution network charge components in the retail tariff structures.

DUoS charge (generators) means the **DUoS charges** payable by generators. These **DUoS** charges for generators comprise the **network capacity charge** based on **maximum export capacity**, the losses charge, the **ancillary service charge**, the **service charge** and the **administration charge**. Refer to [Generator Tariffs](#).

DUoS charge (loads) means the **DUoS** charges payable by loads. These **DUoS** charges comprise the **network capacity charge**, the **network demand charge**, the **urban low voltage subsidy charge**, the ancillary **service charge**, the service charge, the **administration charge** and the **electrification and rural network subsidy charge**.

Electrification and rural network subsidy charge means the **DUoS charge** transparently indicating the contribution towards socio-economic network-related subsidies for Residential and Rural_p tariffs and is payable by loads that use the **Distribution** or **Transmission System** for the delivery of energy.

Energy demand charge means the seasonally differentiated charge per POD that recovers peak energy costs, and based on the **chargeable demand**.

Embedded Transmission use-of-system (ETUoS) charge means the TUoS charges payable by customers connected to the **Distribution** network.

Excess network capacity charge (previously known as the **excess network access charge**) means the charge payable with reference to the **NMD rules** and is based on the maximum demand exceeding the NMD multiplied by the **event number** (recorded every time the NMD is exceeded) multiplied by the applicable **network capacity charges** for the tariff. Refer to [Appendix C - NMD rules and excess network capacity charges](#)).

High-demand season means the **TOU** Period from 1 June to 31 August of each year.

High voltage (HV) networks usually consist of equipment supplied at a voltage greater than 22kV and consist of the distribution substations and networks. A substation is considered an HV substation when the primary side of the substation is supplied at a voltage > 22 kV.

Key customer means a customer that consumes more than 100 GWh per annum on a contiguous site, under a single management structure, or is prepared to pay to be a key customer.

Local authority tariffs means tariffs applicable to municipal bulk points of supply.

Loss factors mean the factor indicating the cost or benefit of technical energy losses on the **Transmission** and the **Distribution System**. The **Distribution loss factors** differ per voltage category and per Rural_p and Urban_p categories. The **Transmission loss factors** differ for generators and loads and are based on the Transmission zones. Refer to [Appendix F - Loss Factors](#).

Losses charge means the charge payable based on the applicable **loss factors** and the WEPS rate excluding losses (refer to [Appendix F - Loss Factors](#) and [Appendix E - WEPS Energy Rate Excluding Losses](#).)

Low-demand season means the **TOU** Period from 1 September to 31 May of each year.

Maximum demand export capacity means the highest average demand measured in kVA or kW at the POD/point of supply during a 30 minute integrating period in a billing month.

Maximum export capacity (MEC) means the maximum capacity at the **point(s) of supply** notified by the customer and accepted by Eskom for the transmission of electrical energy between a generator and the **Transmission or Distribution System**. Note: The notification of the maximum export capacity shall be governed by the **NMD and MEC rules**.

Medium voltage (MV) networks consist of the networks above 1 kV up to 22 kV. Eskom has specifically designated some rural networks with a voltage of 33 kV as rural reticulation networks. A substation is considered a MV substation when the primary side of the substation is supplied at a voltage ≤ 22 kV.

Monthly maximum exported capacity means higher of the notified **maximum export capacity (MEC)** or the actual **maximum exported capacity**, measured in kW registered during the billing month.

Monthly utilised capacity means the higher of the **notified maximum demand (NMD)** or the **maximum demand**, measured in kVA or kW, registered during the billing month.

Network capacity charge (previously known as the **network access charge**) means the R/kVA or R/POD fixed network charge raised to recover network costs and depending on the tariff is charged on the **annual utilised capacity** or **maximum export capacity** where **maximum demand** is measured or the **NMD** where **maximum demand** is not measured.

Network demand charge means the R/kVA or c/kWh variable network charge raised to recover network costs and depending on the tariff may be charged on the **chargeable demand** or the active energy.

Non-local authority tariffs means the tariffs applicable to Eskom's direct customers (i.e. customers within Eskom's licensed area of supply) and exclude the **non-local authority tariffs**.

Notified maximum demand (NMD) means the contracted **maximum demand**, notified in writing by the customer and accepted by Eskom **per POD/point of supply**. Note: The notification of demand shall be governed by the **NMD and MEC rules**.

NMD and MEC rules means the rules approved by NERSA and as amended from time to time for the notification of demand or maximum export capacity or changes to or exceedances of the **NMD or MEC**. Refer to [Appendix C - NMD rules and excess network capacity charges](#)).

Off-peak period means the **TOU periods** of relatively low **system** demand.

Peak period means the **TOU periods** of relatively high system demand.

Point of delivery (POD)/point of supply, means either a single point of supply or a specific group of points of supply on Eskom's **System** from where electricity is supplied to the customer by Eskom or from where the customer supplies electricity to Eskom's **System** located within a single substation, at which electricity is supplied to the customer at the same declared voltage and tariff. Note: This can be a metering or summation point

Public holidays means the treatment of charges on **public holidays** as specified by Eskom (refer to [Appendix D - treatment of public holidays for 2021/22](#)).

Reactive energy charge means a c/kVAh charge based on the power factor and tariff of the **POD**.

Residential tariffs means the Homelight and Homepower suite of tariffs.

Rural_p means areas classified as rural by Eskom for the purposes of tariff design and classification.

Service Agreement means each tariff/transaction/contract linked to an account.

Service and Administration charge means the monthly charge payable **per account** for service and administration related costs. (Also see **service charge** and **administration charge**).

Service charge means the daily fixed charge payable per **account** to recover service-related costs and is based on the sum of the **monthly utilised capacity** or **maximum export capacity** of all **PODs** linked to an **account**.

Standard period means the **TOU periods** of relatively mid system demand.

Standard charge/fee means the fees/charges (refer to [standard fees/charges for services rendered](#).)

System means the **Transmission** and **Distribution** network infrastructure consisting of all lines and substation equipment.

Time-of-use (TOU) tariff means a tariff with energy charges that change during different **TOU periods** and seasons.

TOU periods means time blocks based on the volume of electricity demand during high, mid and low demand periods and may differ per tariff. The **TOU periods** typically are **peak**, **standard** and **off-peak** periods and differ during in **high** and **low demand seasons**. Refer to [Appendix A - Eskom's defined time-of-use periods](#).

Transmission means the regulated business unit through which Eskom constructs, owns, operates and maintains the **Transmission System** in accordance with its licence and the **Code**.

Transmission connected means connected to the **Transmission system**.

Transmission system means Eskom's electricity **system** consisting of all lines and substation equipment where the nominal voltage is above 132 kV or where the nominal voltage is lower than or equal to 132 kV and there are no **Distribution System** assets.

Transmission use-of-system (TUoS) charges means the network tariffs charged for making capacity available, connecting to and for the use of the **Transmission System**. The **TUoS** charges are the source of the **ETUoS** and the **Transmission network charge** components in the retail tariff structures.

Transmission network access charge means the same as **Transmission network charge**.

Transmission network charge means the network related **TUoS** charge.

Transmission zone(s) means the geographic differentiation applicable to **Transmission** network charges and **loss factors** as indicated in [Appendix B - transmission zones](#) and [Appendix F - loss factors](#), to indicate the costs associated with the delivery and transmission of energy.

Urban_p areas means areas classified by Eskom as urban for the purposes of tariff design and classification.

Urban low voltage subsidy charge means the charge transparently indicating the network-related cross subsidy payable by ≥ 66 kV **Urban_p** connected supplies for the benefit of < 66 kV connected **Urban_p** supplies.

Utilised capacity means the same as **annual utilised capacity**.

Standard Fees/Charges For Services Rendered

In addition to the standard tariff charges set out in this schedule, Eskom may raise additional standard fees/charges for direct services rendered to a customer e.g. the provision of service mains, the installation of equipment in the customer's substation, for the taking of any special meter readings, for reconnection of the supply after disconnection (i) either at the request of the customer or (ii) caused by the customer in failure to carry out its obligations, and for special/additional work done for the customer by Eskom. Refer to www.eskom.co.za/tariffs for the list of standard/charges/fees applicable.



Urban Tariffs

2

Urban Tariffs



Electricity tariff suitable for high load factor Urban_p customers with an NMD greater than 1 MVA for Nightsave Urban Large and an NMD from 25kVA to 1MVA for Nightsave Urban Small with the following charges:

- seasonally differentiated c/kWh **active energy charges** including losses based on the voltage of the supply and the **Transmission zone**;
- seasonally differentiated R/kVA **energy demand charges** based on the voltage of the supply, the **Transmission zone** and charged on the **chargeable demand** in **peak** periods as specified in [Appendix A - Eskom's Defined Time-Of-Use Periods](#);
- the treatment of **public holidays** for the raising of the **energy demand charge** and the **network demand charge** shall be as specified in [Appendix D - Treatment Of Public Holidays](#) For 2021/22;
- a R/kVA **transmission network charge** based on the voltage of the supply, the **Transmission zone** and charged on the **annual utilised capacity** measured at the **POD** applicable during all time periods;
- a R/kVA **Distribution network capacity charge** based on the voltage of the supply and the **annual utilised capacity** measured at the **POD** applicable during all time periods;
- a R/kVA **Distribution network demand charge** based on the voltage of the supply and the **chargeable demand** measured at the **POD** applicable during **peak** periods only;
- a R/kVA **urban low voltage subsidy charge** applicable to > 66 kV supplies based on the voltage of the supply and charged on the **annual utilised capacity** measured at the **POD** applicable during all time periods.
- a c/kWh **ancillary service charge** based on the voltage of the supply applicable during all time periods;
- a R/account/day **service charge** based on the **monthly utilised capacity** of each **POD** linked to an **account**;
- a R/POD/day **administration charge** based on the sum of the **monthly utilised capacity** of each **POD** linked to an **account**;
- a c/kWh **electrification and rural network subsidy charge** applied to the total active energy measured at the **POD** in the month;
- a c/kWh **affordability subsidy charge** applied to the total active energy purchased from Eskom at the **POD** in the month – applicable to **non-local authority** tariffs only; and
- an **excess network capacity charge** shall be payable in the event of an NMD exceedance as specified in accordance with the **NMD rules** and as set out in [Appendix C - NMD Rules for the relevant tariff](#).

Nightsave Urban Large - Non-local Authority

		Active energy charge (c/kWh)				Energy demand charge (R/kVA/m)				Transmission network charges [R/kVA/m]	
Transmission Zone	Voltage	High demand season [Jun -Aug]		Low demand season [Sep - May]		High demand season [Jun -Aug]		Low demand season [Sep - May]			
		VAT incl		VAT incl		VAT incl		VAT incl		VAT incl	
≤ 300km	< 500V	103.08	118.54	80.13	92.15	R 313.65	R 360.70	R 43.84	R 50.42	R 11.94	R 13.73
	≥ 500V & < 66kV	97.61	112.25	76.19	87.62	R 303.57	R 349.11	R 42.43	R 48.79	R 10.91	R 12.55
	≥ 66kV & ≤ 132kV	96.89	111.42	75.28	86.57	R 292.52	R 336.40	R 40.89	R 47.02	R 10.62	R 12.21
	> 132kV*	90.63	104.22	70.47	81.04	R 282.17	R 324.50	R 39.44	R 45.36	R 13.43	R 15.44
> 300km and ≤ 600km	< 500V	104.46	120.13	81.01	93.16	R 316.88	R 364.41	R 44.26	R 50.90	R 12.02	R 13.82
	≥ 500V & < 66kV	99.66	114.61	77.75	89.41	R 306.66	R 352.66	R 42.81	R 49.23	R 11.01	R 12.66
	≥ 66kV & ≤ 132kV	98.92	113.76	76.81	88.33	R 295.41	R 339.72	R 41.27	R 47.46	R 10.70	R 12.31
	> 132kV*	92.55	106.43	71.91	82.70	R 285.05	R 327.81	R 39.80	R 45.77	R 13.55	R 15.58
> 600km and ≤ 900km	< 500V	105.43	121.24	81.80	94.07	R 320.13	R 368.15	R 44.71	R 51.42	R 12.16	R 13.98
	≥ 500V & < 66kV	100.65	115.75	78.55	90.33	R 309.73	R 356.19	R 43.29	R 49.78	R 11.11	R 12.78
	≥ 66kV & ≤ 132kV	99.88	114.86	77.57	89.21	R 298.39	R 343.15	R 41.69	R 47.94	R 10.77	R 12.39
	> 132kV*	93.45	107.47	72.65	83.55	R 287.89	R 331.07	R 40.19	R 46.22	R 13.75	R 15.81
> 900km	< 500V	106.56	122.54	82.62	95.01	R 323.23	R 371.71	R 45.14	R 51.91	R 12.24	R 14.08
	≥ 500V & < 66kV	101.62	116.86	79.31	91.21	R 312.84	R 359.77	R 43.67	R 50.22	R 11.24	R 12.93
	≥ 66kV & ≤ 132kV	100.92	116.06	78.32	90.07	R 301.43	R 346.64	R 42.11	R 48.43	R 10.87	R 12.50
	> 132kV*	94.44	108.61	73.44	84.46	R 290.81	R 334.43	R 40.60	R 46.69	R 13.85	R 15.93

*132 kV or Transmission connected

Distribution network charges						
Voltage	Network capacity charge [R/kVA/m]		Network demand charge [R/kVA/m]		Urban low voltage subsidy charge [R/kVA/m]	
	VAT incl		VAT incl		VAT incl	
< 500V	R 23.73	R 27.29	R 44.99	R 51.74	R 0.00	R 0.00
≥ 500V & < 66kV	R 21.76	R 25.02	R 41.27	R 47.46	R 0.00	R 0.00
≥ 66kV & ≤ 132kV	R 7.77	R 8.94	R 14.39	R 16.55	R 19.17	R 22.05
> 132kV/ Transmission connected	R 0.00	R 0.00	R 0.00	R 0.00	R 19.17	R 22.05

Voltage	Ancillary service charge (c/kWh)	
	VAT incl	
< 500V	0.55	0.63
≥ 500V & < 66kV	0.54	0.62
≥ 66kV & ≤ 132kV	0.52	0.60
> 132kV *	0.48	0.55

*132 kV or Transmission connected

Customer categories	Service charge [R/account/day]		Administration charge [R/POD/day]	
	VAT incl		VAT incl	
>1 MVA	R 272.39	R 313.25	R 122.76	R 141.17
Key customers	R 5 337.86	R 6 138.54	R 170.47	R 196.04

Electrification and rural network subsidy charge (c/kWh)		Affordability subsidy charge (c/kWh)	
VAT incl		Only payable by non-local authority tariffs VAT incl	
10.61	12.20	4.98	5.73

Nightsave Urban Large - Local Authority

Transmission Zone	Voltage	Active energy charge (c/kWh)				Energy demand charge (R/kVA/m)				Transmission network charges [R/kVA/m]	
		High demand season [Jun - Aug]		Low demand season [Sep - May]		High demand season [Jun - Aug]		Low demand season [Sep - May]		Transmission network charges [R/kVA/m]	
		VAT incl		VAT incl		VAT incl		VAT incl		VAT incl	
≤ 300km	< 500V	107.96	124.15	83.94	96.53	R 322.32	R 370.67	R 45.03	R 51.78	R 12.18	R 14.01
	≥ 500V & < 66kV	102.23	117.56	79.80	91.77	R 311.97	R 358.77	R 43.62	R 50.16	R 11.11	R 12.78
	≥ 66kV & ≤ 132kV	101.47	116.69	78.81	90.63	R 300.61	R 345.70	R 42.01	R 48.31	R 10.81	R 12.43
	> 132kV*	94.94	109.18	73.81	84.88	R 289.99	R 333.49	R 40.51	R 46.59	R 13.69	R 15.74
> 300km and ≤ 600km	< 500V	109.37	125.78	84.85	97.58	R 325.66	R 374.51	R 45.47	R 52.29	R 12.23	R 14.06
	≥ 500V & < 66kV	104.36	120.01	81.40	93.61	R 315.12	R 362.39	R 44.00	R 50.60	R 11.24	R 12.93
	≥ 66kV & ≤ 132kV	103.59	119.13	80.46	92.53	R 303.61	R 349.15	R 42.42	R 48.78	R 10.90	R 12.54
	> 132kV*	96.89	111.42	75.33	86.63	R 292.93	R 336.87	R 40.91	R 47.05	R 13.82	R 15.89
> 600km and ≤ 900km	< 500V	110.41	126.97	85.65	98.50	R 328.96	R 378.30	R 45.95	R 52.84	R 12.39	R 14.25
	≥ 500V & < 66kV	105.41	121.22	82.25	94.59	R 318.32	R 366.07	R 44.48	R 51.15	R 11.31	R 13.01
	≥ 66kV & ≤ 132kV	104.62	120.31	81.26	93.45	R 306.66	R 352.66	R 42.83	R 49.25	R 10.98	R 12.63
	> 132kV*	97.86	112.54	76.09	87.50	R 295.89	R 340.27	R 41.35	R 47.55	R 14.01	R 16.11
> 900km	< 500V	111.59	128.33	86.52	99.50	R 332.20	R 382.03	R 46.40	R 53.36	R 12.45	R 14.32
	≥ 500V & < 66kV	106.46	122.43	83.04	95.50	R 321.50	R 369.73	R 44.88	R 51.61	R 11.44	R 13.16
	≥ 66kV & ≤ 132kV	105.67	121.52	82.05	94.36	R 309.76	R 356.22	R 43.29	R 49.78	R 11.07	R 12.73
	> 132kV*	98.93	113.77	76.94	88.48	R 298.87	R 343.70	R 41.72	R 47.98	R 14.10	R 16.22

*132 kV or Transmission connected

Distribution network charges						
Voltage	Network capacity charge [R/kVA/m]		Network demand charge [R/kVA/m]		Urban low voltage subsidy charge [R/kVA/m]	
	VAT incl		VAT incl		VAT incl	
< 500V	R 24.29	R 27.93	R 46.02	R 52.92	R 0.00	R 0.00
≥ 500V & < 66kV	R 22.26	R 25.60	R 42.21	R 48.54	R 0.00	R 0.00
≥ 66kV & ≤ 132kV	R 7.96	R 9.15	R 14.73	R 16.94	R 19.50	R 22.43
> 132kV/ Transmission connected	R 0.00	R 0.00	R 0.00	R 0.00	R 19.50	R 22.43

Voltage	Ancillary service charge [c/kWh]	
	VAT incl	
< 500V	0.57	0.66
≥ 500V & < 66kV	0.55	0.63
≥ 66kV & ≤ 132kV	0.51	0.59
> 132kV *	0.48	0.55

*132 kV or Transmission connected

Customer categories	Service charge [R/account/day]		Administration charge [R/POD/day]	
	VAT incl		VAT incl	
>1 MVA	R 277.35	R 318.95	R 125.02	R 143.77
Key customers	R 5 434.93	R 6250.17	R 173.57	R 199.61

Electrification and rural network subsidy charge (c/kWh)	
VAT incl	
10.80	12.42

Nightsave Urban Small - Non-local Authority

Transmission Zone	Voltage	Active energy charge (c/kWh)				Energy demand charge (R/kVA/m)				Transmission network charges [R/kVA/m]	
		High demand season [Jun - Aug]		Low demand season [Sep - May]		High demand season [Jun - Aug]		Low demand season [Sep - May]		Transmission network charges [R/kVA/m]	
		VAT incl		VAT incl		VAT incl		VAT incl		VAT incl	
≤ 300km	< 500V	103.08	118.54	80.13	92.15	R 220.27	R 253.31	R 28.39	R 32.65	R 11.94	R 13.73
	≥ 500V & < 66kV	97.61	112.25	76.19	87.62	R 213.18	R 245.16	R 27.43	R 31.54	R 10.91	R 12.55
	≥ 66kV & ≤ 132kV	96.89	111.42	75.28	86.57	R 205.34	R 236.14	R 26.41	R 30.37	R 10.62	R 12.21
	> 132kV*	90.63	104.22	70.47	81.04	R 198.16	R 227.88	R 25.49	R 29.31	R 13.43	R 15.44
> 300km and ≤ 600km	< 500V	104.46	120.13	81.01	93.16	R 222.53	R 255.91	R 28.62	R 32.91	R 12.02	R 13.82
	≥ 500V & < 66kV	99.66	114.61	77.75	89.41	R 215.32	R 247.62	R 27.71	R 31.87	R 11.01	R 12.66
	≥ 66kV & ≤ 132kV	98.92	113.76	76.81	88.33	R 207.45	R 238.57	R 26.69	R 30.69	R 10.70	R 12.31
	> 132kV*	92.55	106.43	71.91	82.70	R 200.14	R 230.16	R 25.75	R 29.61	R 13.55	R 15.58
> 600km and ≤ 900km	< 500V	105.43	121.24	81.80	94.07	R 224.71	R 258.42	R 28.88	R 33.21	R 12.16	R 13.98
	≥ 500V & < 66kV	100.65	115.75	78.55	90.33	R 217.53	R 250.16	R 27.98	R 32.18	R 11.11	R 12.78
	≥ 66kV & ≤ 132kV	99.88	114.86	77.57	89.21	R 209.55	R 240.98	R 26.96	R 31.00	R 10.77	R 12.39
	> 132kV*	93.45	107.47	72.65	83.55	R 202.11	R 232.43	R 26.00	R 29.90	R 13.75	R 15.81
> 900km	< 500V	106.56	122.54	82.62	95.01	R 227.01	R 261.06	R 29.19	R 33.57	R 12.24	R 14.08
	≥ 500V & < 66kV	101.62	116.86	79.31	91.21	R 219.66	R 252.61	R 28.27	R 32.51	R 11.24	R 12.93
	≥ 66kV & ≤ 132kV	100.92	116.06	78.32	90.07	R 211.68	R 243.43	R 27.25	R 31.34	R 10.87	R 12.50
	> 132kV*	94.44	108.61	73.44	84.46	R 204.23	R 234.86	R 26.30	R 30.25	R 13.85	R 15.93

*132 kV or Transmission connected

Distribution network charges						
Voltage	Network capacity charge [R/kVA/m]		Network demand charge [R/kVA/m]		Urban low voltage subsidy charge [R/kVA/m]	
	VAT incl		VAT incl		VAT incl	
< 500V	R 23.73	R 27.29	R 44.99	R 51.74	R 0.00	R 0.00
≥ 500V & < 66kV	R 21.76	R 25.02	R 41.27	R 47.46	R 0.00	R 0.00
≥ 66kV & ≤ 132kV	R 7.77	R 8.94	R 14.39	R 16.55	R 19.17	R 22.05
> 132kV/ Transmission connected	R 0.00	R 0.00	R 0.00	R 0.00	R 19.17	R 22.05

Voltage	Ancillary service charge (c/kWh)	
	VAT incl	
< 500V	0.55	0.63
≥ 500V & < 66kV	0.54	0.62
≥ 66kV & ≤ 132kV	0.52	0.60
> 132kV *	0.48	0.55

*132 kV or Transmission connected

Customer categories	Service charge [R/account/day]		Administration charge (R/POD/day)	
	VAT incl		VAT incl	
≤ 100 kVA	R 19.39	R 22.30	R 4.26	R 4.90
> 100kVA & ≤ 500kVA	R 88.53	R 101.81	R 24.83	R 28.55
> 500 kVA & ≤ 1 MVA	R 272.39	R 313.25	R 49.30	R 56.70
Key customers	R 5 337.86	R 6138.54	R 170.47	R 196.04

Electrification and rural network subsidy charge	Affordability subsidy charge (c/kWh)	
	Only payable by non-local authority tariffs VAT incl	
VAT incl	10.61	12.20
	4.98	5.73

Nightsave Urban Small - Local Authority

		Active energy charge (c/kWh)				Energy demand charge (R/kVA/m)				Transmission network charges [R/kVA/m]	
Transmission Zone	Voltage	High demand season [Jun - Aug]		Low demand season [Sep - May]		High demand season [Jun - Aug]		Low demand season [Sep - May]			
		VAT incl		VAT incl		VAT incl		VAT incl		VAT incl	
≤ 300km	< 500V	107.96	124.15	83.94	96.53	R 226.35	R 260.30	R 29.19	R 33.57	R 12.18	R 14.01
	≥ 500V & < 66kV	102.23	117.56	79.80	91.77	R 219.06	R 251.92	R 28.19	R 32.42	R 11.11	R 12.78
	≥ 66kV & ≤ 132kV	101.47	116.69	78.81	90.63	R 211.04	R 242.70	R 27.13	R 31.20	R 10.81	R 12.43
	> 132kV*	94.94	109.18	73.81	84.88	R 203.64	R 234.19	R 26.20	R 30.13	R 13.69	R 15.74
> 300km and ≤ 600km	< 500V	109.37	125.78	84.85	97.58	R 228.69	R 262.99	R 29.43	R 33.84	R 12.23	R 14.06
	≥ 500V & < 66kV	104.36	120.01	81.40	93.61	R 221.33	R 254.53	R 28.45	R 32.72	R 11.24	R 12.93
	≥ 66kV & ≤ 132kV	103.59	119.13	80.46	92.53	R 213.22	R 245.20	R 27.40	R 31.51	R 10.90	R 12.54
	> 132kV*	96.89	111.42	75.33	86.63	R 205.68	R 236.53	R 26.46	R 30.43	R 13.82	R 15.89
> 600km and ≤ 900km	< 500V	110.41	126.97	85.65	98.50	R 230.97	R 265.62	R 29.70	R 34.16	R 12.39	R 14.25
	≥ 500V & < 66kV	105.41	121.22	82.25	94.59	R 223.53	R 257.06	R 28.77	R 33.09	R 11.31	R 13.01
	≥ 66kV & ≤ 132kV	104.62	120.31	81.26	93.45	R 215.36	R 247.66	R 27.69	R 31.84	R 10.98	R 12.63
	> 132kV*	97.86	112.54	76.09	87.50	R 207.72	R 238.88	R 26.71	R 30.72	R 14.01	R 16.11
> 900km	< 500V	111.59	128.33	86.52	99.50	R 233.29	R 268.28	R 29.98	R 34.48	R 12.45	R 14.32
	≥ 500V & < 66kV	106.46	122.43	83.04	95.50	R 225.74	R 259.60	R 29.04	R 33.40	R 11.44	R 13.16
	≥ 66kV & ≤ 132kV	105.67	121.52	82.05	94.36	R 217.53	R 250.16	R 27.98	R 32.18	R 11.07	R 12.73
	> 132kV*	98.93	113.77	76.94	88.48	R 209.90	R 241.39	R 27.02	R 31.07	R 14.10	R 16.22

*132 kV or Transmission connected

Distribution network charges						
Voltage	Network capacity charge (R/kVA/m)		Network demand charge (R/kVA/m)		Urban low voltage subsidy charge (R/kVA/m)	
	VAT incl		VAT incl		VAT incl	
< 500V	R 24.29	R 27.93	R 46.02	R 52.92	R 0.00	R 0.00
≥ 500V & < 66kV	R 22.26	R 25.60	R 42.21	R 48.54	R 0.00	R 0.00
≥ 66kV & ≤ 132kV	R 7.96	R 9.15	R 14.73	R 16.94	R 19.50	R 22.43
> 132kV/ Transmission connected	R 0.00	R 0.00	R 0.00	R 0.00	R 19.50	R 22.43

Voltage	Ancillary service charge (c/kWh)	
	VAT incl	
< 500V	0.57	0.66
≥ 500V & < 66kV	0.55	0.63
≥ 66kV & ≤ 132kV	0.51	0.59
> 132kV *	0.48	0.55

*132 kV or Transmission connected

Customer categories	Service charge [R/account/day]		Administration charge [R/POD/day]		Electrification and rural network subsidy charge	
	VAT incl		VAT incl		VAT incl	
≤ 100 kVA	R 19.72	R 22.68	R 4.32	R 4.97	10.80	12.42
> 100kVA & ≤ 500 kVA	R 90.12	R 103.64	R 25.24	R 29.03		
> 500 kVA & ≤ 1 MVA	R 277.35	R 318.95	R 50.21	R 57.74		
Key customers	R 5 434.93	R 6250.17	R 173.57	R 199.61		

TOU electricity tariff for Urban_p customers with an NMD greater than 1 MVA that are able to shift load, with the following charges:

- seasonally and **time-of-use** differentiated c/kWh **active energy charges** including losses, based on the voltage of supply and the **Transmission zone**;
- three **time-of-use** periods namely **peak**, **standard** and **off-peak**, as specified in [Appendix A - Eskom's Defined Time-Of-Use Periods](#);
- the treatment of **public holidays** for the raising of the **active energy charge** and the **network demand** charge shall be as specified in [Appendix D - Treatment Of Public Holidays](#) For 2021/22;
- a R/kVA/month **Transmission network charge** based on the voltage of the supply, the **Transmission zone** and the **annual utilised capacity** measured at the **POD** applicable during all time periods;
- a R/kVA/month **Distribution network capacity charge** based on the voltage of the supply and the **annual utilised capacity** measured at the **POD** applicable during all time periods;
- a R/kVA/month **Distribution network demand charge** based on the voltage of the supply and the **chargeable demand** measured at the **POD** applicable during **peak** and **standard** periods;
- a R/kVA **urban low voltage subsidy charge** based on the voltage of the supply and charged on the **annual utilised capacity** measured at the **POD** applicable during all time periods
- a c/kWh **ancillary service charge** based on the voltage of the supply applicable during all time periods;
- a R/account/day **service charge** based on the sum of the **monthly utilised capacity** of each **account**;
- a R/POD/day **administration charge** based on the **monthly utilised capacity** of each **POD** linked to an **account**;
- a c/kVAh **reactive energy charge** supplied in excess of 30% (0,96 power factor or less) of the kWh recorded during the **peak** and **standard** periods. The excess reactive energy is determined per 30-minute integrating period and accumulated for the month and will only be applicable during the **high-demand season**;
- a c/kWh **electrification and rural network subsidy charge**, applied to the total active energy measured at the **POD** in the month;
- a c/kWh **affordability subsidy charge** applied to the total active energy purchased from Eskom at the **POD** in the month – applicable to **non-local authority** tariffs only; and
- an **excess network capacity charge** shall be payable in the event of an **NMD** exceedance as specified in an in accordance with the **NMD rules** and as set out in [Appendix C - NMD Rules for the relevant tariff](#).

Nightsave Urban Small - Non-local Authority

Transmission Zone		Active energy charge [c/kWh]												Transmission network charges [R/kVA/m]	
		High demand season [Jun - Aug]						Low demand season [Sep - May]							
		Peak VAT incl		Standard VAT incl		Off Peak VAT incl		Peak VAT incl		Standard VAT incl		Off Peak VAT incl			
≤ 300km	< 500V	417.36	479.96	126.98	146.03	69.34	79.74	136.67	157.17	94.30	108.45	60.12	69.14	R 11.94	R 13.73
	≥ 500V & < 66kV	410.81	472.43	124.45	143.12	67.59	77.73	133.99	154.09	92.24	106.08	58.52	67.30	R 10.91	R 12.55
	≥ 66kV & ≤ 132kV	397.80	457.47	120.50	138.58	65.45	75.27	129.78	149.25	89.30	102.70	56.68	65.18	R 10.62	R 12.21
	> 132kV*	374.91	431.15	113.56	130.59	61.68	70.93	122.33	140.68	84.17	96.80	53.41	61.42	R 13.43	R 15.44
> 300km and ≤ 600km	< 500V	420.76	483.87	127.49	146.61	69.22	79.60	137.27	157.86	94.51	108.69	59.96	68.95	R 12.02	R 13.82
	≥ 500V & < 66kV	414.91	477.15	125.68	144.53	68.25	78.49	135.37	155.68	93.15	107.12	59.09	67.95	R 11.01	R 12.66
	≥ 66kV & ≤ 132kV	401.71	461.97	121.68	139.93	66.06	75.97	131.03	150.68	90.18	103.71	57.22	65.80	R 10.70	R 12.31
	> 132kV*	378.67	435.47	114.73	131.94	62.26	71.60	123.51	142.04	84.99	97.74	53.91	62.00	R 13.55	R 15.58
> 600km and ≤ 900km	< 500V	424.95	488.69	128.73	148.04	69.88	80.36	138.62	159.41	95.42	109.73	60.51	69.59	R 12.16	R 13.98
	≥ 500V & < 66kV	419.08	481.94	126.97	146.02	68.94	79.28	136.70	157.21	94.10	108.22	59.69	68.64	R 11.11	R 12.78
	≥ 66kV & ≤ 132kV	405.81	466.68	122.94	141.38	66.75	76.76	132.37	152.23	91.12	104.79	57.81	66.48	R 10.77	R 12.39
	> 132kV*	382.48	439.85	115.85	133.23	62.95	72.39	124.76	143.47	85.86	98.74	54.48	62.65	R 13.75	R 15.81
> 900km	< 500V	429.23	493.61	130.08	149.59	70.60	81.19	140.03	161.03	96.36	110.81	61.15	70.32	R 12.24	R 14.08
	≥ 500V & < 66kV	423.25	486.74	128.20	147.43	69.59	80.03	138.04	158.75	94.99	109.24	60.28	69.32	R 11.24	R 12.93
	≥ 66kV & ≤ 132kV	409.88	471.36	124.15	142.77	67.41	77.52	133.69	153.74	92.02	105.82	58.38	67.14	R 10.87	R 12.50
	> 132kV*	386.21	444.14	117.04	134.60	63.59	73.13	126.06	144.97	86.80	99.82	55.09	63.35	R 13.85	R 15.93

*132 kV or Transmission connected

Distribution network charges						
Voltage	Network capacity charge (R/kVA/m) VAT incl		Network demand charge (R/kVA/m) VAT incl		Urban low voltage subsidy charge (R/kVA/m) VAT incl	
< 500V	R 23.73	R 27.29	R 44.99	R 51.74	R 0.00	R 0.00
≥ 500V & < 66kV	R 21.76	R 25.02	R 41.27	R 47.46	R 0.00	R 0.00
≥ 66kV & ≤ 132kV	R 7.77	R 8.94	R 14.39	R 16.55	R 19.17	R 22.05
> 132kV/ Transmission connected	R 0.00	R 0.00	R 0.00	R 0.00	R 19.17	R 22.05

Voltage	Ancillary service charge (c/kWh) VAT incl	
< 500V	0.55	0.63
≥ 500V & < 66kV	0.54	0.62
≥ 66kV & ≤ 132kV	0.52	0.60
> 132kV *	0.48	0.55

*132 kV or Transmission connected

Reactive energy charge [c/kVAh]			
High season VAT incl		Low season VAT incl	
19.19	22.01	0.00	0.00

Electrification and rural network subsidy charge VAT incl	Affordability subsidy charge (c/kWh) Only payable by non-local authority tariffs VAT incl
10.61	4.98
12.20	5.73

Customer categories	Service charge (R/account/day) VAT incl		Administration charge (R/POD/day) VAT incl	
>1 MVA Key customers	R 272.39	R 313.25	R 122.76	R 141.17
	R 5 337.86	R 6 138.54	R 170.47	R 196.04

Megaflex - Local Authority

Transmission Zone		Voltage		Active energy charge [c/kWh]										Transmission network charges [R/kVA/m]			
				High demand season [Jun - Aug]						Low demand season [Sep - May]							
				Peak VAT incl.		Standard VAT incl.		Off Peak VAT incl.		Peak VAT incl.		Standard VAT incl.				Off Peak VAT incl.	
≤ 300km	< 500V	437.10	502.67	133.01	152.96	72.58	83.47	143.10	164.57	98.76	113.57	62.95	72.39	R 12.18	R 14.01		
	≥ 500V & < 66kV	430.21	494.74	130.35	149.90	70.79	81.41	140.34	161.39	96.58	111.07	61.29	70.48	R 11.11	R 12.78		
	≥ 66kV & ≤ 132kV	416.64	479.14	126.21	145.14	68.55	78.83	135.92	156.31	93.56	107.59	59.34	68.24	R 10.81	R 12.43		
	> 132kV*	392.65	451.55	118.95	136.79	64.59	74.28	128.08	147.29	88.15	101.37	55.92	64.31	R 13.69	R 15.74		
> 300km and ≤ 600km	< 500V	440.67	506.77	133.49	153.51	72.48	83.35	143.75	165.31	98.96	113.80	62.78	72.20	R 12.23	R 14.06		
	≥ 500V & < 66kV	434.51	499.69	131.63	151.37	71.48	82.20	141.76	163.02	97.56	112.19	61.88	71.16	R 11.24	R 12.93		
	≥ 66kV & ≤ 132kV	420.71	483.82	127.44	146.56	69.20	79.58	137.24	157.83	94.45	108.62	59.90	68.89	R 10.90	R 12.54		
	> 132kV*	396.57	456.06	120.16	138.18	65.23	75.01	129.34	148.74	89.05	102.41	56.47	64.94	R 13.82	R 15.89		
> 600km and ≤ 900km	< 500V	445.06	511.82	134.83	155.05	73.20	84.18	145.16	166.93	99.94	114.93	63.40	72.91	R 12.39	R 14.25		
	≥ 500V & < 66kV	438.89	504.72	132.94	152.88	72.20	83.03	143.20	164.68	98.49	113.26	62.52	71.90	R 11.31	R 13.01		
	≥ 66kV & ≤ 132kV	425.00	488.75	128.72	148.03	69.89	80.37	138.59	159.38	95.39	109.70	60.49	69.56	R 10.98	R 12.63		
	> 132kV*	400.54	460.62	121.36	139.56	65.89	75.77	130.68	150.28	89.93	103.42	57.05	65.61	R 14.01	R 16.11		
> 900km	< 500V	449.52	516.95	136.19	156.62	73.95	85.04	146.65	168.65	100.92	116.06	64.04	73.65	R 12.45	R 14.32		
	≥ 500V & < 66kV	443.27	509.76	134.27	154.41	72.93	83.87	144.58	166.27	99.51	114.44	63.11	72.58	R 11.44	R 13.16		
	≥ 66kV & ≤ 132kV	429.27	493.66	130.05	149.56	70.62	81.21	140.02	161.02	96.35	110.80	61.13	70.30	R 11.07	R 12.73		
	> 132kV*	404.49	465.16	122.59	140.98	66.62	76.61	132.01	151.81	90.87	104.50	57.67	66.32	R 14.10	R 16.22		

*132 kV or Transmission connected

Distribution network charges						
Voltage	Network capacity charge (R/kVA/m) VAT incl	Network demand charge (R/kVA/m) VAT incl	Urban low voltage subsidy charge (R/kVA/m) VAT incl			
< 500V	R 24.29	R 27.93	R 46.02	R 52.92	R 0.00	R 0.00
≥ 500V & < 66kV	R 22.26	R 25.60	R 42.21	R 48.54	R 0.00	R 0.00
≥ 66kV & ≤ 132kV	R 7.96	R 9.15	R 14.73	R 16.94	R 19.50	R 22.43
> 132kV/ Transmission connected	R 0.00	R 0.00	R 0.00	R 0.00	R 19.50	R 22.43

Voltage	Ancillary service charge (c/kWh) VAT incl	
< 500V	0.57	0.66
≥ 500V & < 66kV	0.55	0.63
≥ 66kV & ≤ 132kV	0.51	0.59
> 132kV *	0.48	0.55

*132 kV or Transmission connected

Customer categories	Service charge [R/account/day] VAT incl	Administration charge [R/POD/day] VAT incl
>1 MVA Key customers	R 277.35	R 318.95
	R 5 434.93	R 6250.17
		R 125.02
		R 143.77
		R 173.57
		R 199.61

Reactive energy charge [c/kVAh]			
High season VAT incl		Low season VAT incl	
19.51	22.44	0.00	0.00

Electrification and rural network subsidy charge VAT incl	
10.80	12.42

An electricity tariff for Urban_p customers connected at medium voltage, high voltage and Transmission voltages that consume energy (importers of energy from the Transmission and Distribution System) and generate energy (exporters of energy to the Transmission and Distribution System) at the same point of supply (or metering point).

The following charges shall apply for the consumption and generation of energy:

- seasonally and time-of-use differentiated c/kWh active **energy charges** including losses, based on the voltage of supply and the **Transmission zone** for energy supplied at the **POD**;
- three **time-of-use** periods namely peak, standard and off-peak, as specified in [Appendix A - Eskom's defined time-of-use periods](#);
- the treatment of **public holidays** for the raising of the **active energy charge** and the **network demand charge** shall be as specified in [Appendix D - treatment of public holidays](#) for 2021/22;
- a R/account/day **service charge** based on the higher of the **monthly utilised capacity (MUC)** or the **maximum export capacity** of all points of supply/points of delivery linked to an account.
- a R/POD/point of supply/day **administration charge** based on **monthly utilised capacity (MUC)** and **maximum export capacity** of each **POD**/point of supply linked to an account; .
- for **Transmission** connected supplies ,the higher of the value of :
 - a. the a R/kVA/month **Transmission network charge** (loads) payable each month based on the voltage of the supply, the **Transmission zone** and the **annual utilised capacity** measured at the **POD** applicable during all time periods; or
 - b. the R/kW/month **Transmission network charge** (generators) payable each month for transmission-connected generators based on the **Transmission zone** for generators and the **maximum export capacity** applicable during all time periods for each premise;
- for **Distribution** supplies connected supplies ,the higher of the value of :
 - a. the R/kW/month **Distribution network capacity charge** for generators based on the voltage of the supply and the **maximum export capacity** measured at the **POD** applicable during all time periods; less
 - b. a **distribution losses charge** rebating **the network capacity charge**, based on **loss factors** specified in Appendix F - loss factors, using the following formula:
 - c. energy produced in **each TOU period** × WEPS rates excluding losses in each **TOU period** × (**Distribution loss factor** × Transmission loss factor (for loads)-1) measured at each point of supply, but not beyond extinction);or the sum of
 - d. a R/kVA/month **Transmission network charge** (for loads) based on the voltage of the supply, the **Transmission zone** and the **annual utilised capacity** measured at the **POD** applicable during all time periods; and
 - e. the R/kVA/month **Distribution network capacity** charge for loads based on the voltage

of the supply and **annual utilised capacity** measured at the **POD** applicable during all time periods; and

- f. a R/kVA/month **Distribution network demand charge** based on the voltage of the supply and the chargeable demand at the **POD** measured during **peak** and **standard** periods;
- for **Transmission** connected generators a **losses charge** based on loss factors specified in Appendix F - loss factors at each point of supply is applied, using the TUOS transmission losses charges for generators formula;
 - a. energy produced in each **TOU period** x WEPS rates excluding losses in each **TOU period** x (**Transmission loss factor** (for generators)-1/**Transmission loss factor** (for generators)).
- a R/kVA **urban low voltage subsidy charge** based on the voltage of the supply and charged on the **annual utilised capacity** measured at the **POD** applicable during all time periods;
- a c/kWh **ancillary service charge** applied on the total active energy supplied and produced in the month based on the voltage of the supply applicable during all time periods;
- a c/kVAh **reactive energy charge** supplied in excess of 30% (0,96 power factor or less) of the kWh recorded during the **peak** and **standard periods**. The excess reactive energy is determined per 30-minute integrating period and accumulated for the month and will only be applicable during the **high-demand season**;
- a c/kWh **electrification and rural subsidy** applied to the total active energy consumed in the month;
- a c/kWh **affordability subsidy charge** applied to the total active energy consumed in the month; and
- an **excess network capacity charge** shall be payable in the event of an NMD exceedance as specified in accordance with the **NMD rules** and as set out in Appendix C - NMD rules for the relevant tariff.

Note:

- A comparison is made on a monthly basis to determine the higher (in rand value) of the **network charges** as a consumer and as a generator located at the same point of supply/ metering point and these rand values will be used for billing purposes.
- The **network charges, losses charges, ancillary service charges** as well as **administration charges** and **service charge** applicable for generators will depend on whether the generator is **Transmission connected** or **Distribution connected**.

Megaflex Gen - Non-local authority

		Active energy charge for loads (c/kWh)												Transmission network charges [R/kVA/m]	
		High demand season [Jun - Aug]						Low demand season [Sep - May]							
Transmission Zone	Voltage	Peak VAT incl		Standard VAT incl		Off Peak VAT incl		Peak VAT incl		Standard VAT incl		Off Peak VAT incl			
≤ 300km	< 500V	417.36	479.96	126.98	146.03	69.34	79.74	136.67	157.17	94.30	108.45	60.12	69.14	R 11.94	R 13.73
	≥ 500V & < 66kV	410.81	472.43	124.45	143.12	67.59	77.73	133.99	154.09	92.24	106.08	58.52	67.30	R 10.91	R 12.55
	≥ 66kV & ≤ 132kV	397.80	457.47	120.50	138.58	65.45	75.27	129.78	149.25	89.30	102.70	56.68	65.18	R 10.62	R 12.21
	> 132kV*	374.91	431.15	113.56	130.59	61.68	70.93	122.33	140.68	84.17	96.80	53.41	61.42	R 13.43	R 15.44
> 300km and ≤ 600km	< 500V	420.76	483.87	127.49	146.61	69.22	79.60	137.27	157.86	94.51	108.69	59.96	68.95	R 12.02	R 13.82
	≥ 500V & < 66kV	414.91	477.15	125.68	144.53	68.25	78.49	135.37	155.68	93.15	107.12	59.09	67.95	R 11.01	R 12.66
	≥ 66kV & ≤ 132kV	401.71	461.97	121.68	139.93	66.06	75.97	131.03	150.68	90.18	103.71	57.22	65.80	R 10.70	R 12.31
	> 132kV*	378.67	435.47	114.73	131.94	62.26	71.60	123.51	142.04	84.99	97.74	53.91	62.00	R 13.55	R 15.58
> 600km and ≤ 900km	< 500V	424.95	488.69	128.73	148.04	69.88	80.36	138.62	159.41	95.42	109.73	60.51	69.59	R 12.16	R 13.98
	≥ 500V & < 66kV	419.08	481.94	126.97	146.02	68.94	79.28	136.70	157.21	94.10	108.22	59.69	68.64	R 11.11	R 12.78
	≥ 66kV & ≤ 132kV	405.81	466.68	122.94	141.38	66.75	76.76	132.37	152.23	91.12	104.79	57.81	66.48	R 10.77	R 12.39
	> 132kV*	382.48	439.85	115.85	133.23	62.95	72.39	124.76	143.47	85.86	98.74	54.48	62.65	R 13.75	R 15.81
> 900km	< 500V	429.23	493.61	130.08	149.59	70.60	81.19	140.03	161.03	96.36	110.81	61.15	70.32	R 12.24	R 14.08
	≥ 500V & < 66kV	423.25	486.74	128.20	147.43	69.59	80.03	138.04	158.75	94.99	109.24	60.28	69.32	R 11.24	R 12.93
	≥ 66kV & ≤ 132kV	409.88	471.36	124.15	142.77	67.41	77.52	133.69	153.74	92.02	105.82	58.38	67.14	R 10.87	R 12.50
	> 132kV*	386.21	444.14	117.04	134.60	63.59	73.13	126.06	144.97	86.80	99.82	55.09	63.35	R 13.85	R 15.93
WEPS enerav rate excludina losses		370.94	426.58	112.36	129.21	61.03	70.18	121.03	139.19	83.28	95.77	52.84	60.77		

*132 kV or Transmission connected

Distribution network charges for loads						
Voltage	Network capacity charge [R/kVA/m] VAT incl	Network demand charge [R/kVA/m] VAT incl	Urban low voltage subsidy charge [R/kVA/m] VAT incl			
< 500V	R 23.73	R 27.29	R 44.99	R 51.74	R 0.00	R 0.00
≥ 500V & < 66kV	R 21.76	R 25.02	R 41.27	R 47.46	R 0.00	R 0.00
≥ 66kV & ≤ 132kV	R 7.77	R 8.94	R 14.39	R 16.55	R 19.17	R 22.05
> 132kV/ Transmission connected	R 0.00	R 0.00	R 0.00	R 0.00	R 19.17	R 22.05

Transmission network charges for generators			Distribution network charges for generators*	
TUoS [> 132kV]	Network charge (R/kW) VAT incl		Voltage	Network capacity charge [R/kW/m] VAT incl
Cape	R 0.00	R 0.00	< 500V	
Karoo	R 0.00	R 0.00	≥ 500V & < 66kV	
Kwazulu-Natal	R 2.82	R 3.24	≥ 66kV & ≤ 132kV	R 19.19
Vaal	R 9.39	R 10.80	* The Distribution network charge will be rebated by the Losses charge, but not beyond extinction	
Waterberg	R 12.02	R 13.82		
Mpumalanga	R 11.16	R 12.83		

Customer categories [kVA or MVA = loads] [kW or MW= generators]	Service charge [R/account/day] VAT incl	Administration charge [R/POD/day] VAT incl
≤ 100 kVA/ kW	R 19.39	R 22.30
> 100 kVA/ kW & ≤ 500 kVA/ kW	R 88.53	R 101.81
> 500 kVA/ kW & ≤ 1 MVA/ MW	R 272.39	R 313.25
> 1 MVA/ MW	R 272.39	R 313.25
Key customers or Transmission connected generators	R 5 337.86	R 6138.54


Voltage	Ancillary service charge (c/kWh) VAT incl
< 500V	0.55
≥ 500V & < 66kV	0.54
≥ 66kV & ≤ 132kV	0.52
> 132kV *	0.48

*132 kV or Transmission connected

Applicable to loads			
Electrification and rural network subsidy charge [c/kWh]		Affordability subsidy charge [c/kWh]	
VAT incl		Only payable by non-local authority tariffs VAT incl	
10.61	12.20	4.98	5.73

Reactive energy charge [c/kVArh] (loads)			
High season VAT incl		Low season VAT incl	
19.19	22.07	0.00	0.00

Losses charge for generators					
Distribution connected generators				Transmission connected generators	
Formula				Formula	
Distribution = - ((Energy produced × WEPS rate excluding losses) × (Distribution loss factor × Transmission loss factor - 1)) in each TOU period				Transmission = (Energy produced × WEPS rate excluding losses) × (Transmission loss factor - 1/Transmission loss factor) in each TOU period	
Transmission loss factors for Distribution connected		Distribution loss factors		Generator loss factor	
Distance from Johannesburg		Voltage			
≤ 300km	1.0107	< 500V	1.1111	Cape	0.9710
> 300km and ≤ 600km	1.0208	≥ 500V & < 66kV	1.0957	Karoo	0.9950
> 600km and ≤ 900km	1.0310	≥ 66kV & ≤ 132kV	1.0611	Kwazulu-Natal	1.0040
> 900km	1.0413	> 132kV*	1.0000	Vaal	1.0200
				Waterberg	1.0230
				Mpumalanga	1.0210



TOU electricity tariff for Urban_p customers with an NMD from 25 kVA up to 5 MVA, with the following charges:

- seasonally and **time-of-use** differentiated c/kWh **active energy charges** including losses, based on the voltage of supply and the **Transmission zone**;
- three **time-of-use** periods namely **peak**, **standard** and **off-peak**, as specified in [Appendix A - Eskom's defined time-of-use periods](#);
- the treatment of **public holidays** for the raising of the **active energy charge** and the **network demand charge** shall be as specified in [Appendix D - treatment of public holidays](#) for 2021/22;
- a R/kVA/month **network capacity charge** combining the **Transmission** and **Distribution network capacity charges** based on the voltage of the supply, the **Transmission zone** and the **annual utilised capacity** measured at the **POD** applicable during all time periods.
- a c/kWh **Distribution network demand charge** based on the voltage of the supply and the energy measured at the **POD** during the **peak** and **standard** periods;
- a R/kVA **urban low voltage subsidy charge** based on the voltage of the supply and charged on the **annual utilised capacity** measured at the **POD** applicable during all time periods;
- a c/kWh **ancillary service charge** based on the voltage of the supply applicable during all time periods;
- a R/account/day **service charge** based on the sum of the **monthly utilised capacity** of each **account**;
- a R/POD/day **administration charge** based on the **monthly utilised capacity** of each **POD** linked to an **account**;
- a c/kVAh **reactive energy charge** supplied in excess of 30% (0,96 power factor or less) of the kWh recorded during the entire billing period. The excess reactive energy is determined using the billing period totals and will only be applicable during the **high-demand season**;
- a c/kWh **electrification and rural network subsidy charge**, applied to the total active energy measured at the **POD** in the month;
- a c/kWh **affordability subsidy charge** applied to the total active energy purchased from Eskom at the **POD** in the month – applicable to **non-local authority** tariffs only; and
- an **excess network capacity charge** shall be payable in the event of an NMD exceedance as specified in accordance with the **NMD rules** and as set out in Appendix C - NMD rules for the relevant tariff.

Miniflex - Non-Local Authority

		Active energy charge [c/kWh]												Network capacity charge [R/kVA/m]	
		High demand season [Jun - Aug]						Low demand season [Sep - May]							
Transmission Zone	Voltage	Peak VAT incl		Standard VAT incl		Off Peak VAT incl		Peak VAT incl		Standard VAT incl		Off Peak VAT incl			
≤ 300km	< 500V	417.36	479.96	126.98	146.03	69.34	79.74	136.67	157.17	94.30	108.45	60.12	69.14	R 35.62	R 40.96
	≥ 500V & < 66kV	410.81	472.43	124.45	143.12	67.59	77.73	133.99	154.09	92.24	106.08	58.52	67.30	R 32.65	R 37.55
	≥ 66kV & ≤ 132kV	397.80	457.47	120.50	138.58	65.45	75.27	129.78	149.25	89.30	102.70	56.68	65.18	R 18.34	R 21.09
	> 132kV*	374.91	431.15	113.56	130.59	61.68	70.93	122.33	140.68	84.17	96.80	53.41	61.42	R 13.37	R 15.38
> 300km and ≤ 600km	< 500V	420.76	483.87	127.49	146.61	69.22	79.60	137.27	157.86	94.51	108.69	59.96	68.95	R 35.71	R 41.07
	≥ 500V & < 66kV	414.91	477.15	125.68	144.53	68.25	78.49	135.37	155.68	93.15	107.12	59.09	67.95	R 32.75	R 37.66
	≥ 66kV & ≤ 132kV	401.71	461.97	121.68	139.93	66.06	75.97	131.03	150.68	90.18	103.71	57.22	65.80	R 18.41	R 21.17
	> 132kV*	378.67	435.47	114.73	131.94	62.26	71.60	123.51	142.04	84.99	97.74	53.91	62.00	R 13.51	R 15.54
> 600km and ≤ 900km	< 500V	424.95	488.69	128.73	148.04	69.88	80.36	138.62	159.41	95.42	109.73	60.51	69.59	R 35.88	R 41.26
	≥ 500V & < 66kV	419.08	481.94	126.97	146.02	68.94	79.28	136.70	157.21	94.10	108.22	59.69	68.64	R 32.85	R 37.78
	≥ 66kV & ≤ 132kV	405.81	466.68	122.94	141.38	66.75	76.76	132.37	152.23	91.12	104.79	57.81	66.48	R 18.52	R 21.30
	> 132kV*	382.48	439.85	115.85	133.23	62.95	72.39	124.76	143.47	85.86	98.74	54.48	62.65	R 13.70	R 15.76
> 900km	< 500V	429.23	493.61	130.08	149.59	70.60	81.19	140.03	161.03	96.36	110.81	61.15	70.32	R 35.91	R 41.30
	≥ 500V & < 66kV	423.25	486.74	128.20	147.43	69.59	80.03	138.04	158.75	94.99	109.24	60.28	69.32	R 32.96	R 37.90
	≥ 66kV & ≤ 132kV	409.88	471.36	124.15	142.77	67.41	77.52	133.69	153.74	92.02	105.82	58.38	67.14	R 18.59	R 21.38
	> 132kV*	386.21	444.14	117.04	134.60	63.59	73.13	126.06	144.97	86.80	99.82	55.09	63.35	R 13.80	R 15.87

*132 kV or Transmission connected

Customer categories	Service charge [R/account/day] VAT incl		Administration charge [R/POD/day] VAT incl	
≤ 100 kVA/ kW	R 19.39	R 22.30	R 4.26	R 4.90
> 100 kVA/ kW & ≤ 500 kVA/ kW	R 88.53	R 101.81	R 24.83	R 28.55
> 500 kVA/ kW & ≤ 1 MVA/MW	R 272.39	R 313.25	R 49.30	R 56.70
> 1 MVA/MW	R 272.39	R 313.25	R 122.76	R 141.17
Key customers	R 5 337.86	R 6138.54	R 170.47	R 196.04

Voltage	Ancillary service charge [c/kVA] VAT incl		Network demand charge [c/kVA] [Peak & Standard] VAT incl	
< 500V	0.55	0.63	22.05	25.36
≥ 500V & < 66kV	0.54	0.62	9.24	10.63
≥ 66kV & ≤ 132kV	0.52	0.60	3.22	3.70
> 132kV*	0.48	0.55	R 0.00	R 0.00

*132 kV or Transmission connected

Electrification and rural network subsidy charge [c/kWh] VAT incl	Affordability subsidy charge [c/kWh] Only payable by non-local authority tariffs VAT incl
10.61	4.98

Reactive energy charge [c/kVArh]			
High season VAT incl	Low season VAT incl	High season VAT incl	Low season VAT incl
8.36	9.61	0.00	0.00

Urban low voltage subsidy charge [R/kVA/m] VAT incl			
< 500V	R 0.00	R 0.00	R 0.00
≥ 500V & < 66kV	R 0.00	R 0.00	R 0.00
≥ 66kV & ≤ 132kV	R 19.17	R 22.05	R 22.05
> 132kV *	R 19.17	R 22.05	R 22.05

*132 kV or Transmission connected

Miniflex - Local Authority

Transmission Zone		Voltage		Active energy charge [c/kWh]										Network capacity charges [R/kVA/m]			
				High demand season [Jun - Aug]						Low demand season [Sep - May]							
				Peak VAT incl		Standard VAT incl		Off Peak VAT incl		Peak VAT incl		Standard VAT incl				Off Peak VAT incl	
≤ 300km	< 500V	437.10	502.67	133.01	152.96	72.58	83.47	143.10	164.57	98.76	113.57	62.95	72.39	R 36.45	R 41.92		
	≥ 500V & < 66kV	430.21	494.74	130.35	149.90	70.79	81.41	140.34	161.39	96.58	111.07	61.29	70.48	R 33.38	R 38.39		
	≥ 66kV & ≤ 132kV	416.64	479.14	126.21	145.14	68.55	78.83	135.92	156.31	93.56	107.59	59.34	68.24	R 18.75	R 21.56		
	> 132kV*	392.65	451.55	118.95	136.79	64.59	74.28	128.08	147.29	88.15	101.37	55.92	64.31	R 13.69	R 15.74		
> 300km and ≤ 600km	< 500V	440.67	506.77	133.49	153.51	72.48	83.35	143.75	165.31	98.96	113.80	62.78	72.20	R 36.52	R 42.00		
	≥ 500V & < 66kV	434.51	499.69	131.63	151.37	71.48	82.20	141.76	163.02	97.56	112.19	61.88	71.16	R 33.51	R 38.54		
	≥ 66kV & ≤ 132kV	420.71	483.82	127.44	146.56	69.20	79.58	137.24	157.83	94.45	108.62	59.90	68.89	R 18.85	R 21.68		
	> 132kV*	396.57	456.06	120.16	138.18	65.23	75.01	129.34	148.74	89.05	102.41	56.47	64.94	R 13.82	R 15.89		
> 600km and ≤ 900km	< 500V	445.06	511.82	134.83	155.05	73.20	84.18	145.16	166.93	99.94	114.93	63.40	72.91	R 36.71	R 42.22		
	≥ 500V & < 66kV	438.89	504.72	132.94	152.88	72.20	83.03	143.20	164.68	98.49	113.26	62.52	71.90	R 33.60	R 38.64		
	≥ 66kV & ≤ 132kV	425.00	488.75	128.72	148.03	69.89	80.37	138.59	159.38	95.39	109.70	60.49	69.56	R 18.94	R 21.78		
	> 132kV*	400.54	460.62	121.36	139.56	65.89	75.77	130.68	150.28	89.93	103.42	57.05	65.61	R 14.01	R 16.11		
> 900km	< 500V	449.52	516.95	136.19	156.62	73.95	85.04	146.65	168.65	100.92	116.06	64.04	73.65	R 36.73	R 42.24		
	≥ 500V & < 66kV	443.27	509.76	134.27	154.41	72.93	83.87	144.58	166.27	99.51	114.44	63.11	72.58	R 33.74	R 38.80		
	≥ 66kV & ≤ 132kV	429.27	493.66	130.05	149.56	70.62	81.21	140.02	161.02	96.35	110.80	61.13	70.30	R 19.00	R 21.85		
	> 132kV*	404.49	465.16	122.59	140.98	66.62	76.61	132.01	151.81	90.87	104.50	57.67	66.32	R 14.10	R 16.22		

*132 kV or Transmission connected

Customer categories	Service charge [R/account/day] VAT incl		Administration charge [R/POD/day] VAT incl		Voltage	Ancillary service charge [c/kVA] VAT incl		Network demand charge [R/kVA] [Peak & Standard] VAT incl	
≤ 100 kVA/ kW	R 19.72	R 22.68	R 4.32	R 4.97	< 500V	0.57	0.66	22.55	25.93
> 100 kVA/ kW & ≤ 500 kVA/ kW	R 90.12	R 103.64	R 25.24	R 29.03	≥ 500V & < 66kV	0.55	0.63	9.47	10.89
> 500 kVA/ kW & ≤ 1 MVA/MW	R 277.35	R 318.95	R 50.21	R 57.74	≥ 66kV & ≤ 132kV	0.51	0.59	3.27	3.76
> 1 MVA/MW	R 277.35	R 318.95	R 125.02	R 143.77	> 132kV*	0.48	0.55	R 0.00	R 0.00
Key customers	R 5 434.93	R 6250.17	R 173.57	R 199.61					

*132 kV or Transmission connected

Electrification and rural network subsidy charge [c/kWh] VAT incl	Urban low voltage subsidy charge [R/kVA/m] VAT incl			Reactive energy charge [c/kVArh]			
10.80	12.42	< 500V	R 0.00 R 0.00	High season VAT incl	Low season VAT incl	8.55	9.83
		≥ 500V & < 66kV	R 0.00 R 0.00				
		≥ 66kV & ≤ 132kV	R 19.50 R 22.43				
		> 132kV *	R 19.50 R 22.43				

*132 kV or Transmission connected

BUSINESS RATE

Local Authority charges

Suite of electricity tariffs for supplies with commercial usage and also for non-commercial supplies such as churches, schools, halls, clinics, old-age homes, public lighting, or similar supplies in Urban_p areas with an NMD of up to 100 kVA, with the following charges:

- a single c/kWh **active energy charge** measured at the **POD**;
- a R/POD/day **network capacity charge based** on the **NMD (size)** of the supply;
- a c/kWh **network demand charge** based on the active energy measured at the **POD**;
- a c/kWh **ancillary service charge** based on the active energy measured at the **POD**; and
- a R/day **service and administration charge** for each **POD**, which charge shall be payable every month whether any electricity is used or not, based on the applicable daily rate and the number of days in the month, and
- if and when the Businessrate 1, 2 or 3 is offered as a prepaid supply, **the active energy charge**, the **ancillary service charge** and the **network capacity charge** shall be combined into one c/kWh rate and the **network demand charge** and the **service and administration charge** shall be combined into R/POD per day charge*

Businessrate 1	single-phase 16 kVA (80 A per phase) dual-phase 32 kVA (80 A per phase) three-phase 25 kVA (40 A per phase)
Businessrate 2	dual-phase 64 kVA (150 A per phase) three-phase 50 kVA (80 A per phase)
Businessrate 3	dual-phase 100 kVA (225 A per phase) three-phase 100 kVA (150 A per phase)
Businessrate 4 (conventional or prepaid)	single-phase 16 kVA (80 A per phase) dual-phase 32 kVA (80 A per phase) three-phase 25 kVA (40 A per phase)

_p This tariff is the default tariff for Public Lighting supplies. The Public Lighting tariff is only used for non-metered public lighting supplies.

*Currently these tariffs cannot be accommodated as a prepaid supply. If and when this is possible, the combining of the charges is required to accommodate the prepaid vending system.

BUSINESS RATE

Non - Local Authority charges

Businessrate - Non-local Authority

	Energy charge [c/kWh]		Ancillary service charge [c/kWh]		Network demand charge [c/kWh]		Network capacity charge [R/POD/day]		Service and administration charge [R/POD/day]	
	VAT incl		VAT incl		VAT incl		VAT incl		VAT incl	
Businessrate 1	142.89	164.32	0.55	0.63	20.17	23.2	R 28.97	R 33.32	R 25.03	R 28.78
Businessrate 2	142.89	164.32	0.55	0.63	20.17	23.2	R 48.81	R 56.13	R 25.03	R 28.78
Businessrate 3	142.89	164.32	0.55	0.63	20.17	23.2	R 84.33	R 96.98	R 25.03	R 28.78
Businessrate 4	384.54	442.22	0.55	0.63	20.17	23.2				

BUSINESS RATE

Local Authority charges

Businessrate - Local Authority

	Energy charge [c/kWh]		Ancillary service charge [c/kWh]		Network demand charge [c/kWh]		Network capacity charge [Rf POD/day]		Service and administration charge [Rf POD/day]	
	VAT incl		VAT incl		VAT incl		VAT incl		VAT incl	
Businessrate 1	149.65	172.10	0.57	0.66	20.74	23.85	R 29.74	R 34.20	R 25.47	R 29.29
Businessrate 2	149.65	172.10	0.57	0.66	20.74	23.85	R50.16	R 57.68	R 25.47	R 29.29
Businessrate 3	149.65	172.10	0.57	0.66	20.74	23.85	R 86.68	R 99.68	R 25.47	R 29.29
Businessrate 4	402.72	463.13	0.57	0.66	20.74	23.85				

PUBLIC LIGHTING

Non metered* electricity tariff for public lighting or similar supplies in Urban_p areas where Eskom provides a supply for, and if applicable maintains, any street light or similar public lighting and where, the charge for the supply and service is fixed based on the number of lights and light fixtures. This tariff is applicable only in Eskom-designated urban areas.

All night (typically streetlights)	333,3 hours per month
24 hours (typically traffic lights)	730 hours per month
Urban fixed (typically telephony installations)	Based on 200 kWh per month
*For metered public lighting or similar supplies refer to Businessrate	

This tariff has the following charges:

- the energy charge per light/supply is based on the number of hours for which the supply will be used in a day and the time at which the electricity will be used.
- the energy charge is calculated using either a c/kWh energy rate or a R/100 W/month energy rate.
- if the c/kWh energy rate is used, kWh is calculated as $\text{kWh} = \text{number of lights} \times \text{light wattage} \times \text{hours in use (not metered)}$.
- a monthly maintenance charge per light or an actual cost charge where Eskom does the maintenance.

The urban fixed tariff is based on a consumption of 200 kWh/month at the All Night rate. This is suitable for small urban telephony installations (telephone booths, switchgear installations, etc) and not street lighting.

In order to provide a public lighting service in its licensed area of supply, Eskom will enter into a written Electricity Supply Agreement for Public Lighting with a recognised representative body with legal powers, e.g. a local authority, the traffic department, etc. which, in turn, normally provides a service to the general public. Eskom will not enter into an electricity supply agreement with home dwellers for public lighting services. A separate maintenance contract is required where Eskom does maintenance of the street light infrastructure.

Typical supplies are neon and billboard signs, traffic lights, street lights and lights in telephone booths.

Connection fees/charges

Actual cost per streetlight or high-mast connection.

Energy charge

For the non-metered Public Lighting tariff, an energy charge based on the number of hours in a day for which the supply will be used and the time at which the electricity will be used, is payable per month per light fitting. The energy charge covers the supply of electricity, the maintenance and operation of Eskom's networks and excludes the meter and the meter costs.

Maintenance charge

A separate maintenance charge will be raised where Eskom contract with a Local Authority to maintain the street light infrastructure (the poles, light fitting etc.) The maintenance charge is raised either as actual costs or a fixed fee. Eskom's preferred approach is to raise actual costs. It is to be noted that the street light infrastructure is not an Eskom asset. This charge is payable irrespective of the Eskom tariff applied to the Public Lighting supply.

PUBLIC LIGHTING

Non - Local Authority charges

Public Lighting - Non-local Authority

		All Night		24 Hours	
		VAT incl		VAT incl	
Public Lighting	Energy charge [c/kWh]	113.71	130.77	152.26	146.03
	Energy charge [R/100W/month]	R 35.58	R 40.92	R 102.55	R 117.93
Public Lighting - Urban Fixed	Fixed charge [R/POD/day]	R 7.48	R 8.60		

Maintenance charges	R/month
	VAT incl
Per luminaire	R 60.30 69.35
Per high-mast luminaire	R 1 403.69 R 1 614.24

PUBLIC LIGHTING

Local Authority charges

Public Lighting - Local Authority

		All Night		24 Hours	
		VAT incl		VAT incl	
Public Lighting	Energy charge [c/kWh]	120.80	138.92	161.75	186.01
	Energy charge [R/100W/month]	R 36.89	R 42.42	R 106.34	R 122.29
Public Lighting - Urban Fixed	Fixed charge [R/POD/day]	R 7.94	R 9.13		

Maintenance charges	R/month
	VAT incl
Per luminaire	R 63.74 73.30
Per high-mast luminaire	R 1 488.65 R 1 711.95

Residential Tariffs

3



Suite of electricity tariffs for residential customers and also may be applied to supplies such as churches, schools, halls, clinics, old-age homes or similar supplies in Urban_p areas with an NMD of up to 100 kVA, with the following charges:

The Homepower Standard tariff is made up of a range of tariffs, as follows:

Homepower 1	dual-phase 32 kVA (80 A per phase) three-phase 25 kVA (40 A per phase)
Homepower 2	dual-phase 64 kVA (150 A per phase) three-phase 50 kVA (80 A per phase)
Homepower 3	dual-phase 100 kVA (225 A per phase) three-phase 100 kVA (150 A per phase)
Homepower 4	single-phase 16 kVA (80 A per phase)

The Homepower Standard tariff for Non-local and Local Authority has the following charges:

- Inclining block rate c/kWh **energy charges** applied to all energy consumed, divided into two consumption blocks; and
- a R/POD/day **network capacity charge*** based on the **NMD** (size) of the supply;

*The Homepower Standard tariff is available for both prepaid and billed supplies, but it is to be noted that the daily network capacity charges remains payable in both instances.

Businessrate - Non-local Authority

	Energy charge [c/kWh]				Network capacity charge [R/POD/day] VAT incl	
	Block 1 [>0 - 600 kWh] VAT incl		Block 2 [>600 kWh] VAT incl			
	Homepower 1	167.47	192.59	264.44	304.11	R 7.17
Homepower 2	167.47	192.59	257.84	296.52	R 13.44	R 15.46
Homepower 3	167.47	192.59	257.84	296.52	R 27.75	R 31.91
Homepower 4	167.47	192.59	269.31	309.71	R 4.38	R 5.04

Homepower - Local Authority

	Energy charge [c/kWh]				Network capacity charge [R/POD/day]	
	Block 1 [>0 - 600 kWh]		Block 2 [>600 kWh]			
	VAT incl		VAT incl		VAT incl	
Homepower 1	171.32	197.02	270.50	311.08	R 7.33	R 8.43
Homepower 2	171.32	197.02	263.72	303.28	R 13.75	R 15.81
Homepower 3	171.32	197.02	263.72	303.28	R 28.40	R 32.66
Homepower 4	171.32	197.02	275.48	316.80	R 4.49	R 5.16

An electricity tariff for residential bulk supplies to sectional title developments* only, applicable to non-local authority supplies only with the following charges:

- a c/kWh energy charges applied to all energy consumed, and
- a R/kVA network capacity charge based on the NMD or if measured the maximum demand of the supply;

*Sectional title developments also have a choice of other applicable tariffs such as Homepower Standard, Miniflex and Nightsave Urban Small.

	Energy charge [c/kWh]		Network capacity charge [R/kVA]	
	VAT incl		VAT incl	
Homepower Bulk	219.88	252.86	R 45.51	R 52.34

* The Network capacity charge is based on the NMD or on the maximum demand if measured.

HOME LIGHT

Suite of electricity tariffs based on the size of the supply that provides a subsidy to low-usage single phase residential supplies in Urban_p and electrification areas and has the following charges:

For non-local authority **billed** and **prepayment metered** customers:

- Inclining block rate c/kWh **energy charges** applied to all energy consumed, divided into two consumption blocks.

The Homelight suite of tariffs is made up of the following tariffs:

Homelight 20A	20A supply size (NMD) typically for low consuming supplies
Homelight 60A	60A prepayment* or 80A conventionally metered supply size (NMD) typically for medium to high consuming supplies


* or smart metered

HOME LIGHT

Non - Local Authority charges

Homelight 60A	Energy charge [c/kWh] VAT incl	
Block 1 [> 0 - 600 kWh]	158.44	182.21
Block2 [>600 kWh]	269.31	309.71

Homelight 20A	Energy charge [c/kWh] VAT incl	
Block 1 [> 0 - 350 kWh]	139.99	160.99
Block2 [>350 kWh]	158.62	182.41



Electricity tariff for high load factor Rural_p customers, with an NMD from 25 kVA at a supply voltage < 22 kV (or 33 kV where designated by Eskom as Rural_p), and has the following charges:

- seasonally differentiated c/kWh **active energy charges** including losses based on the voltage of the supply and the **Transmission zone**;
- seasonally differentiated R/kVA **energy demand charges** based on the voltage of the supply, the **Transmission zone** and charged on the **chargeable demand** in peak periods as specified in [Appendix A - Eskom's defined time-of-use periods](#);
- the treatment of public holidays for the raising of the **energy demand charge** and the **network demand charge** shall be as specified in [Appendix D - treatment of public holidays](#) for 2021/22;
- a bundled R/kVA month **Transmission and Distribution network capacity charge** based on the voltage of the supply, the **Transmission zone** and the **annual utilised capacity** measured at the **POD** applicable during all time periods;
- a c/kWh **Distribution network demand charge** based on the voltage of the supply and the energy measured at the **POD** during all the **TOU** periods;
- a c/kWh **ancillary service charge** based on the voltage of the supply applicable during all time periods;
- a R/account/day **service charge** based on the **monthly utilised capacity** of each **POD** linked to an **account**;
- a R/POD/day **administration charge** based on the sum of the **monthly utilised capacity** of each **POD** linked to an **account**; and
- an **excess network capacity charge** shall be payable in the event of an NMD exceedance as specified in accordance with the **NMD rules** and as set out in [Appendix C - NMD rules for the relevant tariff](#).

Nightsave Rural - Non-local Authority

		Active energy charge [c/kWh]				Energy demand charges [R/kVA/m]				Network capacity charges [R/kVA/m] VAT incl	
Transmission Zone	Voltage	High demand season [Jun - Aug]		Low demand season [Sep- May]		High demand season [Jun - Aug]		Low demand season [Sep- May]			
		VAT incl		VAT incl		VAT incl		VAT incl			
≤ 300km	< 500V	105.41	121.22	81.90	94.19	R 353.18	R 406.16	R 186.91	R 214.95	R 17.86	R 20.54
	≥ 500V & ≤ 22kV	104.16	119.78	80.98	93.13	R 342.23	R 393.56	R 180.29	R 207.33	R 16.41	R 18.87
> 300km and ≤ 600km	< 500V	106.44	122.41	82.73	95.14	R 357.43	R 411.04	R 189.53	R 217.96	R 17.89	R 20.57
	≥ 500V & ≤ 22kV	105.23	121.01	81.80	94.07	R 346.41	R 398.37	R 182.80	R 210.22	R 16.47	R 18.94
> 600km and ≤ 900km	< 500V	107.51	123.64	83.53	96.06	R 361.73	R 415.99	R 192.08	R 220.89	R 18.06	R 20.77
	≥ 500V & ≤ 22kV	106.27	122.21	82.61	95.00	R 350.56	R 403.14	R 185.32	R 213.12	R 16.58	R 19.07
> 900km	< 500V	108.58	124.87	84.37	97.03	R 366.12	R 421.04	R 194.72	R 223.93	R 18.11	R 20.83
	≥ 500V & ≤ 22kV	107.29	123.38	83.42	95.93	R 354.85	R 408.08	R 187.90	R 216.09	R 16.61	R 19.10

Customer categories	Service charge [R/account/day]		Administration charge [R/POD/day]	
	VAT incl		VAT incl	
≤ 100 kVA/ kW	R 24.55	R 28.23	R 6.97	R 8.02
> 100 kVA/ kW & ≤ 500 kVA/ kW	R 83.72	R 96.28	R 38.82	R 44.64
> 500 kVA/ kW & ≤ 1 MVA/MW	R 257.56	R 296.19	R 59.58	R 68.52
> 1 MVA/MW	R 257.56	R 296.19	R 110.55	R 127.13
Key customers	R 5 047.97	R 5 805.17	R 110.55	R 127.13

Voltage	Ancillary service charge [c/kWh]		Network demand charge [c/kWh] in all time-of-use periods	
	VAT incl		VAT incl	
< 500V	0.55	0.63	35.53	40.86
≥ 500V & ≤ 22kV	0.55	0.63	31.15	35.82

Nightsave Rural - Local Authority

		Active energy charge [c/kWh]				Energy demand charges [R/kVA/m]				Network capacity charges [R/kVA/m]	
Transmission Zone	Voltage	High demand season [Jun - Aug]		Low demand season [Sep- May]		High demand season [Jun - Aug]		Low demand season [Sep- May]			
		VAT incl		VAT incl		VAT incl		VAT incl			
≤ 300km	< 500V	110.39	126.95	85.78	98.65	R 361.25	R 415.44	R 191.21	R 219.89	R 18.45	R 21.22
	≥ 500V & ≤ 22kV	109.09	125.45	84.82	97.54	R 350.07	R 402.58	R 184.38	R 212.04	R 16.94	R 19.48
> 300km and ≤ 600km	< 500V	111.50	128.23	86.65	99.65	R 365.64	R 420.49	R 193.85	R 222.93	R 18.48	R 21.25
	≥ 500V & ≤ 22kV	110.18	126.71	85.65	98.50	R 354.35	R 407.50	R 186.96	R 215.00	R 17.01	R 19.56
> 600km and ≤ 900km	< 500V	112.57	129.46	87.48	100.60	R 370.01	R 425.51	R 196.46	R 225.93	R 18.66	R 21.46
	≥ 500V & ≤ 22kV	111.26	127.95	86.51	99.49	R 358.61	R 412.40	R 189.56	R 217.99	R 17.12	R 19.69
> 900km	< 500V	113.71	130.77	88.34	101.59	R 374.50	R 430.68	R 199.16	R 229.03	R 18.69	R 21.49
	≥ 500V & ≤ 22kV	112.36	129.21	87.34	100.44	R 362.98	R 417.43	R 192.20	R 221.03	R 17.13	R 19.70

Customer categories	Service charge [R/account/day]		Administration charge [R/POD/day]	
	VAT incl		VAT incl	
≤ 100 kVA/ kW	R 25.00	R 28.75	R 7.09	R 8.15
> 100 kVA/ kW & ≤ 500 kVA/ kW	R 85.25	R 98.04	R 39.52	R 45.45
> 500 kVA/ kW & ≤ 1 MVA/MW	R 262.27	R 301.61	R 60.64	R 69.74
> 1 MVA/MW	R 262.27	R 301.61	R 112.56	R 129.44
Key customers	R 5 139.74	R 5 910.70	R 112.56	R 129.44

Voltage	Ancillary service charge [c/kWh]		Network demand charge [c/kWh] in all time-of-use periods	
	VAT incl		VAT incl	
< 500V	0.57	0.66	36.71	42.22
≥ 500V & ≤ 22kV	0.57	0.66	32.12	36.94

TOU electricity tariff for Rural_p customers with dual and three-phase supplies with an NMD from 25 kVA with a supply voltage <22kV (or 33 kV where designated by Eskom as Rural_p) and has the following charges:

- seasonally and **time-of-use** differentiated c/kWh **active energy charges** including losses, based on the voltage of supply and the **Transmission zone**;
- three **time-of-use** periods namely **peak**, **standard** and **off-peak**, as specified in [Appendix A - Eskom's defined time-of-use periods](#);
- the treatment of **public holidays** for the raising of the **energy demand charge** and the network demand charge shall be as specified in [Appendix D - treatment of public holidays](#) for 2021/22;
- a R/kVA/month **network capacity charge** combining the **Transmission** and **Distribution network capacity charges** based on the voltage of the supply, the **Transmission zone** and the **annual utilised capacity** measured at the **POD** applicable during all time periods;
- a c/kWh Distribution network demand charge based on the voltage of the supply and the energy measured at the POD during all the TOU periods;
- a c/kWh **ancillary service charge** based on the voltage of the supply applicable during all time periods;
- a R/account/day **service charge** based on the **monthly utilised capacity** of each **account**;
- a R/POD/day **administration charge** based on the sum of the **monthly utilised capacity** of each POD linked to an **account**;
- a c/kVArh **reactive energy charge** supplied in excess of 30% (0,96 power factor or less) of the kWh recorded during the entire billing period. The excess reactive energy is determined using the billing period totals and will only be applicable during the **high-demand season**; and
- an **excess network capacity charge** shall be payable in the event of an NMD exceedance as specified in accordance with the **NMD rules** and as set out in [Appendix C - NMD rules for the relevant tariff](#).

Ruraflex - Non-local Authority

		Active energy charge [c/kWh]												Network capacity charge [R/kVA/m]	
		High demand season [Jun - Aug]						Low demand season [Sep - May]							
Transmission Zone	Voltage	Peak		Standard		Off Peak		Peak		Standard		Off Peak			
		VAT incl		VAT incl		VAT incl		VAT incl		VAT incl		VAT incl			
≤ 300km	< 500V	432.14	496.96	130.92	150.56	71.11	81.78	140.97	162.12	97.01	111.56	61.55	70.78	R 24.96	R 28.70
	500V & ≤ 22kV	427.87	492.05	129.63	149.07	70.38	80.94	139.59	160.53	96.05	110.46	60.91	70.05	R 22.87	R 26.30
> 300km and ≤ 600km	< 500V	436.48	501.95	132.23	152.06	71.81	82.58	142.38	163.74	98.00	112.70	62.18	71.51	R 25.03	R 28.78
	500V & ≤ 22kV	432.13	496.95	130.90	150.54	71.11	81.78	140.97	162.12	97.00	111.55	61.55	70.78	R 23.01	R 26.46
> 600km and ≤ 900km	< 500V	440.85	506.98	133.56	153.59	72.52	83.40	143.81	165.38	98.96	113.80	62.80	72.22	R 25.16	R 28.93
	500V & ≤ 22kV	436.46	501.93	132.20	152.03	71.81	82.58	142.38	163.74	98.00	112.70	62.18	71.51	R 23.12	R 26.59
> 900km	< 500V	445.25	512.04	134.88	155.11	73.24	84.23	145.19	166.97	99.95	114.94	63.42	72.93	R 25.27	R 29.06
	500V & ≤ 22kV	440.84	506.97	133.56	153.59	72.52	83.40	143.81	165.38	98.96	113.80	62.80	72.22	R 23.13	R 26.60

Customer categories	Service charge [R/account/day]		Administration charge [R/POD/day]	
	VAT incl		VAT incl	
≤ 100 kVA/ kW	R 24.55	R 28.23	R 6.97	R 8.02
> 100 kVA/ kW & ≤ 500 kVA/ kW	R 83.72	R 96.28	R 38.82	R 44.64
> 500 kVA/ kW & ≤ 1 MVA/MW	R 257.56	R 296.19	R 59.58	R 68.52
> 1 MVA/MW	R 257.56	R 296.19	R 110.55	R 127.13
Key customers	R 5 047.97	R 5 805.17	R 110.55	R 127.13

Voltage	Ancillary service charge [c/kWh]		Network demand charge [c/kWh]	
	VAT incl		in all time-of-use periods	VAT incl
< 500V	0.55	0.63	35.53	40.86
≥ 500V & ≤ 22kV	0.55	0.63	31.15	35.82

Reactive energy charge [c/kVAh]			
High season		Low season	
VAT incl		VAT incl	
12.00	13.80	0.00	0.00

Ruraflex - Local Authority

Transmission Zone		Voltage		Active energy charge [c/kWh]												Network capacity charge [R/kVA/m]	
				High demand season [Jun - Aug]						Low demand season [Sep - May]							
				Peak VAT incl		Standard VAT incl		Off Peak VAT incl		Peak VAT incl		Standard VAT incl		Off Peak VAT incl			
≤ 300km	< 500V	452.60	520.49	137.10	157.67	74.46	85.63	147.65	169.80	101.61	116.85	64.46	74.13	R 25.74	R 29.60		
	500V & ≤ 22kV	448.10	515.32	135.75	156.11	73.71	84.77	146.20	168.13	100.58	115.67	63.81	73.38	R 23.62	R 27.16		
> 300km and ≤ 600km	< 500V	457.10	525.67	138.50	159.28	75.17	86.45	149.09	171.45	102.63	118.02	65.12	74.89	R 25.85	R 29.73		
	500V & ≤ 22kV	452.59	520.48	137.07	157.63	74.46	85.63	147.65	169.80	101.59	116.83	64.46	74.13	R 23.75	R 27.31		
> 600km and ≤ 900km	< 500V	461.69	530.94	139.84	160.82	75.95	87.34	150.58	173.17	103.62	119.16	65.77	75.64	R 25.99	R 29.89		
	500V & ≤ 22kV	457.08	525.64	138.47	159.24	75.17	86.45	149.09	171.45	102.63	118.02	65.12	74.89	R 23.87	R 27.45		
> 900km	< 500V	466.30	536.25	141.29	162.48	76.66	88.16	152.07	174.88	104.70	120.41	66.42	76.38	R 26.07	R 29.98		
	500V & ≤ 22kV	461.68	530.93	139.84	160.82	75.95	87.34	150.58	173.17	103.62	119.16	65.77	75.64	R 23.88	R 27.46		

Customer categories	Service charge [R/account/day] VAT incl		Administration charge [R/POD/day] VAT incl	
≤ 100 kVA/ kW	R 25.00	R 28.75	R 7.09	R 8.15
> 100 kVA/ kW & ≤ 500 kVA/ kW	R 85.25	R 98.04	R 39.52	R 45.45
> 500 kVA/ kW & ≤ 1 MVA/MW	R 262.27	R 301.61	R 60.64	R 69.74
> 1 MVA/MW	R 262.27	R 301.61	R 112.56	R 129.44
Key customers	R 5 139.74	R 5 910.70	R 112.56	R 129.44

Voltage	Ancillary service charge [c/kWh] VAT incl		Network demand charge [c/kWh] in all time-of-use periods VAT incl	
< 500V	0.57	0.66	36.71	42.22
≥ 500V & ≤ 22kV	0.57	0.66	32.12	36.94

Reactive energy charge [c/kVAh]			
High season VAT incl		Low season VAT incl	
12.20	14.03	0.00	0.00

An electricity tariff for Rural_p customers consuming energy (importers of energy from the Eskom System) and generating energy (exporters of energy to the Eskom System) at the same point of supply (or metering point). The following charges shall apply for the consumption and generation of energy:

- seasonally and time-of-use differentiated c/kWh **active energy charges** including losses, based on the voltage of supply and the **Transmission zone**;
- three time-of-use periods namely **peak**, **standard** and **off-peak**, as specified in [Appendix A - Eskom's defined time-of-use periods](#);
- the treatment of **public holidays** for the raising of the **energy demand charge** and the **network demand charge** shall be as specified in [Appendix D - treatment of public holidays](#) for 2021/22;
- a R/kVA/month **network capacity charge** combining the **Transmission** and **Distribution network capacity charges** based on the voltage of the supply, the **Transmission zone** and the **annual utilised capacity** measured at the **POD** applicable during all time periods;
- a c/kWh **Distribution network demand charge** based on the voltage of the supply and the energy measured at the **POD** during the all **TOU** periods;
- a c/kWh **ancillary service charge** applied on the total active energy supplied and produced in the month based on the voltage of the supply applicable during all time periods;
- a R/account/day **service charge** based on the **monthly utilised capacity** of each **account**;
- a R/POD/day **administration charge** based on the sum of the **monthly utilised capacity** of each premise linked to an **account**;
- a c/KVArh **reactive energy charge** supplied in excess of 30% (0,96 PF) of the kWh recorded during the entire billing period. The excess reactive energy is determined using the billing period totals and will only be applicable during the **high-demand season**; and
- an **excess network capacity charge** shall be payable in the event of an NMD exceedance as specified in accordance with the **NMD rules** and as set out in [Appendix C - NMD rules for the relevant tariff](#).

Ruraflex Gen - Non-Local Authority

		Active energy charge for loads [c/kWh]												Network capacity charge [R/kVA/m]	
		High demand season [Jun - Aug]						Low demand season [Sep - May]							
Transmission Zone	Voltage	Peak VAT incl		Standard VAT incl		Off Peak VAT incl		Peak VAT incl		Standard VAT incl		Off Peak VAT incl			
≤ 300km	< 500V	432.14	496.96	130.92	150.56	71.11	81.78	140.97	162.12	97.01	111.56	61.55	70.78	R 24.96	R 28.70
	500V & ≤ 22kV	427.87	492.05	129.63	149.07	70.38	80.94	139.59	160.53	96.05	110.46	60.91	70.05	R 22.87	R 26.30
> 300km and ≤ 600km	< 500V	436.48	501.95	132.23	152.06	71.81	82.58	142.38	163.74	98.00	112.70	62.18	71.51	R 25.03	R 28.78
	500V & ≤ 22kV	432.13	496.95	130.90	150.54	71.11	81.78	140.97	162.12	97.00	111.55	61.55	70.78	R 23.01	R 26.46
> 600km and ≤ 900km	< 500V	440.85	506.98	133.56	153.59	72.52	83.40	143.81	165.38	98.96	113.80	62.80	72.22	R 25.16	R 28.93
	500V & ≤ 22kV	436.46	501.93	132.20	152.03	71.81	82.58	142.38	163.74	98.00	112.70	62.18	71.51	R 23.12	R 26.59
> 900km	< 500V	445.25	512.04	134.88	155.11	73.24	84.23	145.19	166.97	99.95	114.94	63.42	72.93	R 25.27	R 29.06
	500V & ≤ 22kV	440.84	506.97	133.56	153.59	72.52	83.40	143.81	165.38	98.96	113.80	62.80	72.22	R 23.13	R 26.60

Customer categories	Service charge [R/account/day]		Administration charge [R/POD/day]	
	VAT incl		VAT incl	
≤ 100 kVA/ kW	R 24.55	R 28.23	R 6.97	R 8.02
> 100 kVA/ kW & ≤ 500 kVA/ kW	R 83.72	R 96.28	R 38.82	R 44.64
> 500 kVA/ kW & ≤ 1 MVA/MW	R 257.56	R 296.19	R 59.58	R 68.52
> 1 MVA/MW	R 257.56	R 296.19	R 110.55	R 127.13
Key customers	R 5 047.97	R 5 805.17	R 110.55	R 127.13

Voltage	Ancillary service charge [c/kWh]		Network demand charge [c/kWh] in all time-of-use periods	
	VAT incl		VAT incl	
< 500V	0.55	0.63	35.53	40.86
≥ 500V & ≤ 22kV	0.55	0.63	31.15	35.82

Reactive energy charge [c/kVAh]			
High season		Low season	
VAT incl		VAT incl	
12.00	13.80	0.00	0.00

Suite of electricity tariffs for Rural_p customers with single, dual or three-phase conventionally metered supplies with an NMD up to 100 kVA with a supply voltage < 500 V with the following charges:

- for Landrate Dx[#] only, a R/day/POD based on Landrate 4 at 200 kWh per month, and for all other Landrate tariffs;
- a c/kWh **active energy charge** measured at the **POD**;
- a R/day/POD **network capacity charge based** on the **NMD** of the supply;
- a c/kWh **network demand charge** based on the active energy measured at the **POD**;
- a c/kWh **ancillary service charge** based on the active energy measured at the **POD**; and
- a R/day **service and administration charge** for each **POD (Landrate 1,2 and 3)**, which shall be payable every month whether any electricity is used or not, based on the applicable daily rate and the number of days in the month, and
- if and when the Landrate 1,2,3, and 4 is offered as a prepaid supply, the **active energy charge**, the **ancillary service charge** and the **network capacity charge** shall be combined into one c/kWh rate and the **network demand charge** and the **service and administration charge** (if applicable) shall be combined into R/POD per day charge*.

#An electricity tariff for Rural_p single phase non-metered supplies limited to 5kVA typically suited to small telecommunication installations where the electricity usage is low enough not to warrant metering for billing purposes.

*Currently these tariffs cannot be accommodated as a prepaid supply. If and when this is possible, the combining of the charges is required to accommodate the prepaid vending system.

The Landrate suite of tariffs are as follows

Landrate 1	single-phase 16 kVA (80 A per phase) dual-phase 32 kVA (80 A per phase) three-phase 25 kVA (40 A per phase)
Landrate 2	dual-phase 64 kVA (150 A per phase) three-phase 50 kVA (80 A per phase)
Landrate 3	dual-phase 100 kVA (225 A per phase) three-phase 100 kVA (150 A per phase)
Landrate 4	single-phase 16 kVA (80 A per phase)
Landrate Dx*	single-phase 5 kVA (limited to 10 A per phase)

LAND RATE

Non - Local Authority charges

Landrate - Non-Local Authority

	Energy charge [c/kWh]		Ancillary service charge [c/kWh]		Network demand charge [c/kWh]		Network capacity charge [R/POD/day]		Service and administration charge [R/POD/day]	
	VAT incl		VAT incl		VAT incl		VAT incl		VAT incl	
Landrate 1	142.19	163.52	0.55	0.63	35.53	40.86	R 37.98	R 43.68	R 31.54	R 36.27
Landrate 2	142.19	163.52	0.55	0.63	35.53	40.86	R 58.38	R 67.14	R 31.54	R 36.27
Landrate 3	142.19	163.52	0.55	0.63	35.53	40.86	R 93.33	R 107.33	R 31.54	R 36.27
Landrate 4	307.12	353.19	0.55	0.63	35.53	40.86	R 30.24	R 34.78	R 0.00	R 0.00
Landlight 20A	408.87	470.20								
Landlight 60A	527.08	606.14								
Landrate Dx*									R 67.64	R 77.79

*R/day fixed charge inclusive of the following charges; energy, ancillary service, network demand, network capacity and service charge.

LAND RATE

Local Authority charges

Landrate - Local Authority

	Energy charge [c/kWh]		Ancillary service charge [c/kWh]		Network demand charge [c/kWh]		Network capacity charge [R/POD/day]		Service and administration charge [R/POD/day]	
	VAT incl		VAT incl		VAT incl		VAT incl		VAT incl	
Landrate 1	148.91	171.25	0.57	0.66	36.71	42.22	R 39.20	R 45.08	R 32.09	R 36.90
Landrate 2	148.91	171.25	0.57	0.66	36.71	42.22	R 60.25	R 69.29	R 32.09	R 36.90
Landrate 3	148.91	171.25	0.57	0.66	36.71	42.22	R 96.35	R 110.80	R 32.09	R 36.90
Landrate 4	321.63	369.87	0.57	0.66	36.71	42.22	R 31.22	R 35.90		
Landrate Dx*									R 69.43	R 79.85

*R/day fixed charge inclusive of the following charges; energy, ancillary service, network demand, network capacity and service charge.

LAND LIGHT

Non - Local Authority charges

An electricity tariff that provides a subsidy to low-usage single phase supplies in Rural areas and is only offered as a prepaid supply and has the following charges:

- a single c/kWh active energy charge.

Note that this tariff has no fixed charges (the reason the energy rates are higher than Landrate) and is not applicable to local authority supplies

Landlight 20A	single-phase 20A
Landlight 60A	single-phase 60A

	Energy charge [c/kWh]	
	VAT incl	
Landlight 20A	408.87	470.20
Landlight 60A	527.08	606.14

Generator Tariffs

5

Use of system charges for Transmission connected generator customers

TUOS network charges for generators

The following **TUoS** charges are payable by all generators connected to the **Transmission System** based on the **maximum export capacity**:

- Refer to page 56 for a map of the Transmission zones applicable to generators

UoS network charges for Transmission connected generators	Network charge VAT incl	
Cape	R 0.00	R 0.00
Karoo	R 0.00	R 0.00
Kwazulu-Natal	R 2.82	R 3.24
Vaal	R 9.39	R 10.80
Waterberg	R 12.02	R 13.82
Mpumalanga	R 11.16	R 12.83

TUOS transmission losses charges for generators

The losses charge for transmission connected generators shall be calculated as follows:

- transmission losses charge** = energy produced in peak, standard, and off-peak periods x WEPS rate excluding losses in peak, standard, and off-peak periods x **(Transmission loss factor (for generators) - 1) / (Transmission loss factor for generators)**
- Refer to [Appendix E](#) - WEPS energy rate excluding losses.
- Refer to [Appendix F](#) - loss factors

Ancillary service charges for Transmission connected generators and loads

The following ancillary service charges are payable by all **generators** and **loads** connected to the **Transmission System** based on the active energy as measured at the **point of supply**:

TUoS ancillary service charge for Transmission connected loads and generators	Ancillary service charge VAT incl	
Generators	0.48	0.55
Loads	0.48	0.55

Use of system charges for Distribution connected generator customers

DUoS network charges for generators

The following **DUoS** network charges are payable by all **generators** connected to the **Distribution System**

- The **DUoS network charge** is payable on based on the **maximum export capacity**.

DUoS network charges for generators	
Voltage	Network capacity charge [R/kW/m] VAT incl
< 500V	
≥ 500V & < 66kV	
≥ 66kV & ≤ 132kV	R 19.19 R 22.07

DUoS distribution losses charges for generators

The **DUoS** generator **network charge** shall be rebated based on the following formula:

- distribution losses charge = energy produced in peak, standard, and off-peak periods × WEPS rate excluding losses in peak, standard, and off-peak periods × (**Distribution loss factor** × **Transmission loss factor** – 1)
- Refer to [Appendix E](#) - WEPS energy rate excluding losses.
- Refer to [Appendix F](#) - loss factors.

Ancillary service charges for Distribution connected generators

The following ancillary service charges are payable by all **generators** connected to the **Distribution system** based on the active energy consumed or generated as measured at the **point of supply**:

DUoS ancillary service charge Urban _p	Charge [c/kWh] VAT incl	
< 500V	0.55	0.63
≥ 500V & < 66kV	0.54	0.62
≥ 66kV & ≤ 132kV	0.52	0.60

DUoS ancillary service charge Urban _p	Charge [c/kWh] VAT incl	
< 500V	0.55	0.63
≥ 500V & ≤ 22kV	0.55	0.63

Urban_p Service and administration charges for Transmission and Distribution connected generators

The following **DUoS** and **TUoS service and administration charges** are payable by all Urban_p **generators** based on the **maximum export capacity**:

DUoS service and administration charges (urban _p)				
Customer categories utilised capacity / maximum export capacity [kVA or MVA = loads] [kW or MW= generators]	Service charge [R/account/day] VAT incl		Administration charge [R/POD/day] VAT incl	
≤ 100 kVA/ kW	R 19.39	R 22.30	R 4.26	R 4.90
> 100 kVA/ kW & ≤ 500 kVA/ kW	R 88.53	R 101.81	R 24.83	R 28.55
> 500 kVA/ kW & ≤ 1 MVA/MW	R 272.39	R 313.25	R 49.30	R 56.70
> 1 MVA/MW	R 272.39	R 313.25	R 122.76	R 141.17
Key customers or Transmission connected	R 5 337.86	R 6138.54	R 170.47	R 196.04

Urban_p Service and administration charges for generators

The following **DUoS service and administration charges** are payable by all Rural_p **generators** based on the **maximum export capacity**:

DUoS service and administration charges (Rural _p)				
Customer categories utilised capacity / maximum export capacity [kVA or MVA = loads] [kW or MW= generators]	Service charge [R/account/day] VAT incl		Administration charge [R/POD/day] VAT incl	
≤ 100 kVA/ kW	R 24.55	R 28.23	R 6.97	R 8.02
> 100 kVA/ kW & ≤ 500 kVA/ kW	R 83.72	R 96.28	R 38.82	R 44.64
> 500 kVA/ kW & ≤ 1 MVA/MW	R 257.56	R 296.19	R 59.58	R 68.52
> 1 MVA/MW	R 257.56	R 296.19	R 110.55	R 127.13
Key customers	R 5 047.97	R 5 805.17	R 110.55	R 127.13

Applicable Tariffs

6



Tariffs applicable for the reconciliation of accounts for Eskom customers receiving energy from non-Eskom generators

Gen-wheeling tariff

A reconciliation electricity tariff for local and non-local electricity customers connected at >1kV on Urban_p or Rural_p networks on the Megaflex, Megaflex Gen, Miniflex, Ruraflex or Ruraflex Gen TOU electricity tariffs that have entered into a wheeling transaction with a generator

- A credit raised on the total wheeled energy and seasonally and time-of-use differentiated c/kWh **active energy charges** excluding losses and based on whether the main account is a local authority or non-local authority account;
- three time-of-use periods namely **peak, standard and off-peak**, as specified in [Appendix A - Eskom's defined time-of-use periods](#);
- the treatment of **public holidays** for the raising of the credit active energy charge shall be as specified in [Appendix D - treatment of public holidays for 2021/22](#);
- a R/POD/day **administration charge*** based on the **monthly utilised capacity** of each Gen-wheeling service agreement linked to an account, and
- a credit raised on the total wheeled energy and the c/kWh **affordability subsidy charge*** (applicable to non-local authority tariffs only.)

Below is the summary of the charges:

Tariff name	Type of charge	Rate
Gen-wheeling non Munic urban	Energy charge (credit)	WEPS - Non-local authority excluding losses energy charges
	Affordability subsidy charge (credit)	Same as Megaflex - Non- Local Authority tariff affordability subsidy charge*
	Administration charge	Same as Megaflex - Non- Local Authority tariff administration charge*
	All other tariff charges	NA
Gen-wheeling non Munic rural	Energy charge (credit)	Same as Ruraflex- Non-local authority energy charges
	Administration charge	Same as Ruraflex- Non-local authority administration charge
	All other tariff charges	NA
Gen-wheeling Munic urban	Energy charge (credit)	WEPS - Local authority excluding losses energy charges
	Administration charge*	Same as Megaflex - Local Authority administration charge*
	All other tariff charges	NA*
Gen-wheeling Munic rural	Energy charge (credit)	WEPS - Non-local authority excluding losses energy charges
	Administration charge	Same as Ruraflex- Local authority administration charges
	All other tariff charges	NA

*Note that in the schedule of standard prices this charge for Urban supplies is the WEPS charge, which is the same as Megaflex.

Gen-offset tariff

A reconciliation electricity tariff for non-local authority electricity customers connected to Urban_p or Rural_p networks on the Megaflex, Megaflex Gen, Miniflex, Ruraflex or Ruraflex Gen TOU tariffs where there is a net-metering/offset transaction:

- A credit raised on the total active energy exported and seasonally and time-of-use differentiated **active energy charges** including losses based on the voltage of supply and the **Transmission zone**;
- three time-of-use periods namely **peak, standard and off-peak**, as specified in [Appendix A - Eskom's defined time-of-use periods](#);
- the treatment of **public holidays** for the raising of the credit active energy charge shall be as specified in [Appendix D - treatment of public holidays](#) for 2021/22;
- a credit raised on **total active energy** exported and the ancillary service charge, based on the voltage of the supply;
- a R/POD/day administration charge based on the **monthly utilised capacity** of each Gen-offset service agreement linked to an account; and
- a credit raised on the total active energy exported and the **affordability subsidy charge** (applicable to non-local authority tariffs only.)

Below is the summary of the charges:

Tariff name	Type of charge	Rate
Gen-offset urban	Energy charge (credit)	Same as Megaflex - Non- Local Authority energy rate per Transmission Zone and voltage*
	Ancillary service charge (credit)*	Same as Megaflex - Non- Local Authority ancillary service charge*
	Affordability subsidy charge (credit)*	Same as Megaflex - Non- Local Authority affordability subsidy charge*
	Administration charge	Same as Megaflex - Non- Local Authority administration charge*
	All other tariff charges	NA
Gen-offset rural	Energy charge (credit)	Same as Ruraflex- Non-local authority energy rate per Transmission Zone and voltage
	Ancillary service charge (credit)	Same as Ruraflex- Non-local authority ancillary service charge
	Administration charge	Same as Ruraflex- Non-local authority administration charge
	All other tariff charges	NA

*Note that in the schedule of standard prices this charge for Urban supplies is the WEPS charge, which is the same as Megaflex.


Gen-purchase tariff

A reconciliation electricity tariff for local and non-local electricity customers connected to Urban_p or Rural_p networks on the Megaflex, Megaflex Gen, Miniflex, Ruraflex or Ruraflex Gen TOU tariffs where Eskom purchases energy from a non-Eskom generator but the energy is consumed by the customer

- seasonally and time-of-use differentiated c/kWh **active energy charges** excluding losses based on the active energy purchased by Eskom, but consumed by the customer and whether the main account is a local authority or non-local authority account;
- three time-of-use periods namely **peak, standard and off-peak**, as specified in [Appendix A - Eskom's defined time-of-use periods](#);
- the treatment of **public holidays** for the raising of the credit active energy charge shall be as specified in [Appendix D - treatment of public holidays](#) for 2021/22;
- a R/POD/day administration charge based on the **monthly utilised capacity** of each Gen-purchase service agreement linked to an account; and
- a c/kWh **affordability subsidy charge** applied to the total active energy purchased by Eskom, but consumed by the customer (applicable to non-local authority tariffs only).

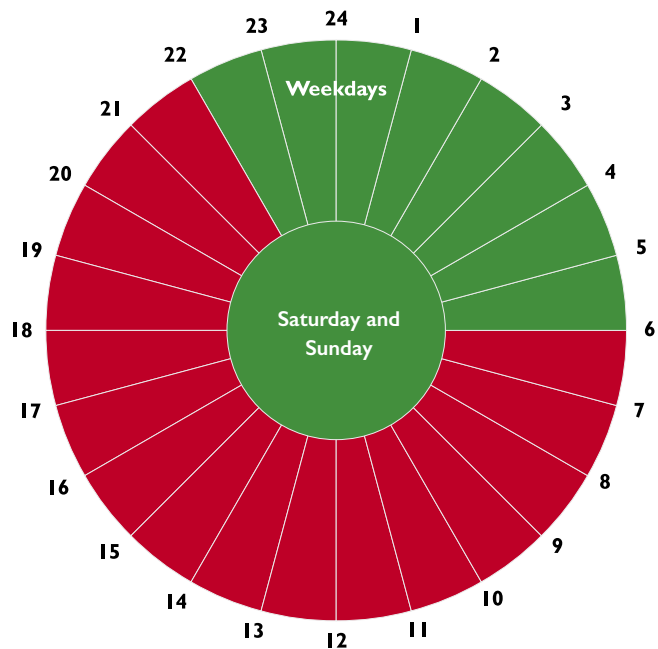
Tariff name	Type of charge	Rate
Gen-purchase- urban	Energy charge	WEPS - Non-local authority excluding losses energy charges
	Affordability subsidy charge	Same as Megaflex - Non- Local Authority affordability subsidy charge*
	Administration charge	Same as Megaflex - Non- Local Authority administration charge*
	All other tariff charges	NA
Gen-purchase-rural	Energy charge	WEPS - Non-local authority excluding losses energy charges
	Administration charge	Same as Ruraflex- Non-local authority administration charge
	All other tariff charges	NA
Gen-purchase Munic urban	Energy charge (credit))	WEPS - Local authority excluding losses energy charges
	Administration charge	Same as Megaflex - Local Authority administration charge*
	All other tariff charges	NA
Gen-purchase Munic rural	Energy charge	WEPS - Local authority excluding losses energy charges
	Administration charge	Same as Ruraflex- Local authority administration charges
	All other tariff charges	NA

*Note that in the schedule of standard prices this charge for Urban supplies is the WEPS charge, which is the same as Megaflex.



Appendix A - Eskom's defined time-of-use periods

Nightsave Urban Large, Nightsave Urban Small and Nightsave Rural



WEPS, Megaflex, Miniflex, Megaflex Gen, Ruraflex Gen and Ruraflex

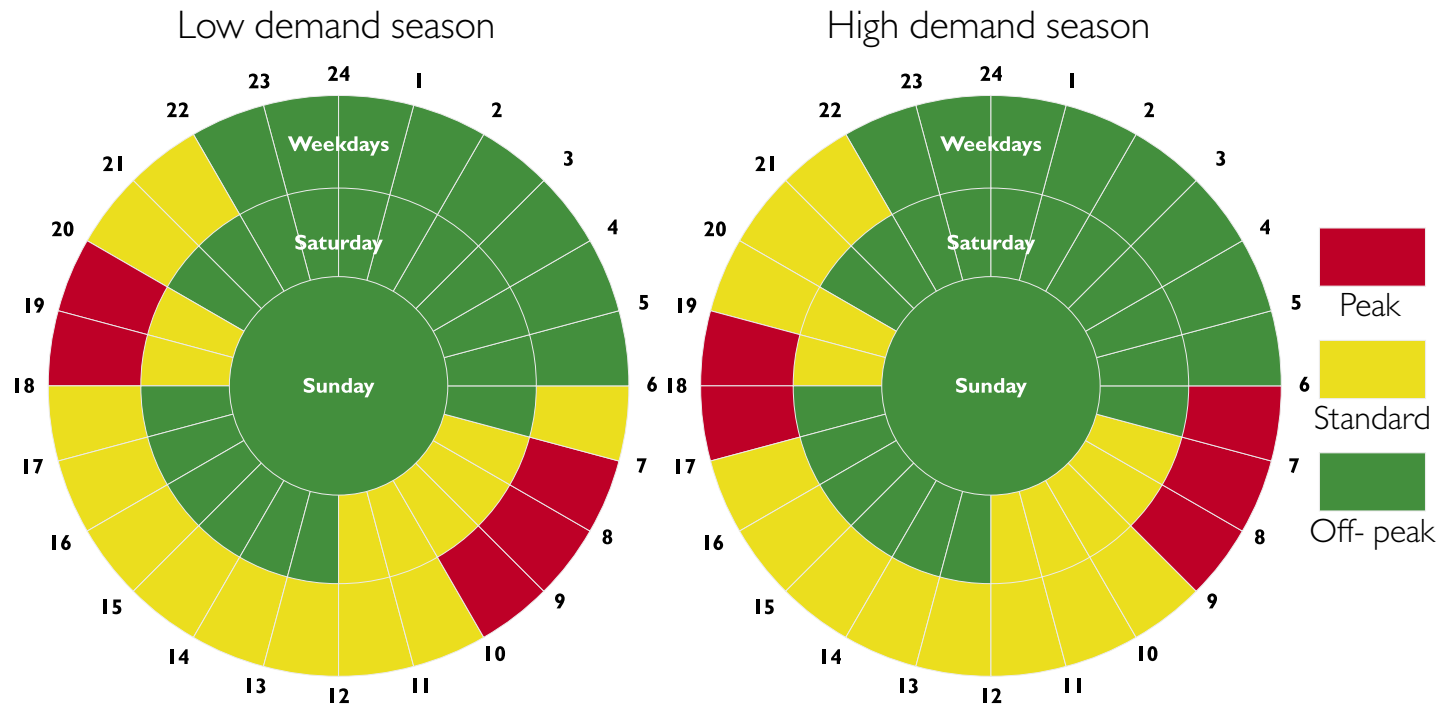


Figure 2:WEPS, Megaflex, Megaflex Gen, Miniflex, Ruraflex and Ruraflex Gen: low and high demand seasons TOU periods

Appendix B - Transmission zones

Transmission zones for loads



Figure 3: Transmission zones for loads

Transmission zones for generators

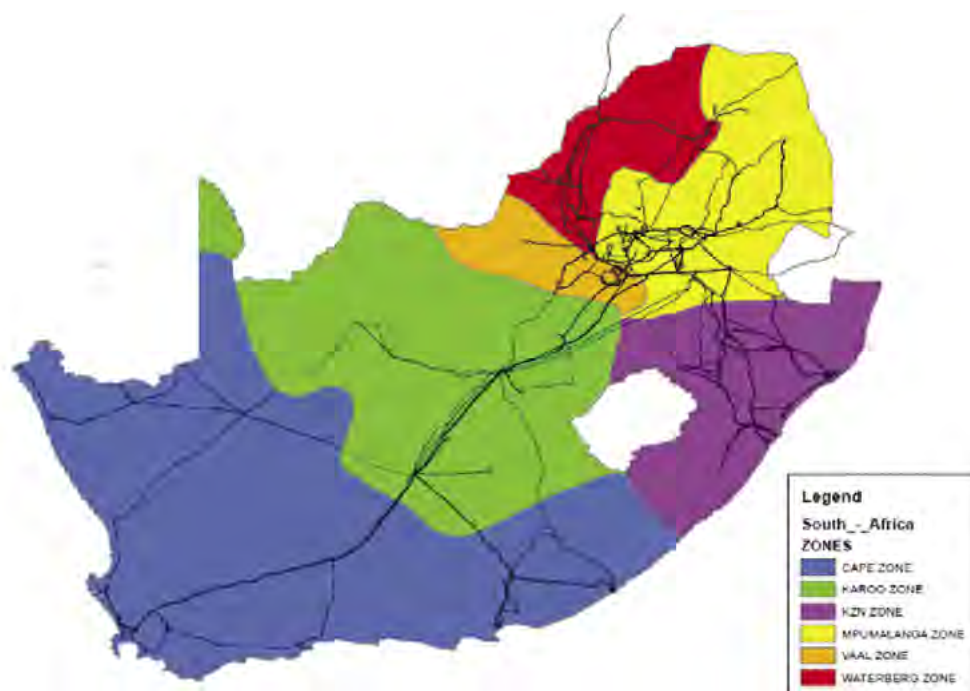


Figure 4: Transmission zones for generators

Appendix C - NMD Rules and Excess Network Capacity Charges

The NMD (and MEC rules), as amended from time to time with the approval of NERSA, set out the rules relating to an notification, changes and exceedance of the **NMD and MEC**. For the latest version of the rules as well as the tool to assess the impact exceeding the NMD, please go to www.eskom.co.za/tariffs.

Charges applicable for exceedance of the NMD

An exceedance of the **NMD** based on the difference between the **maximum demand** and the NMD, will impact the following charges (as applicable); the **Distribution network capacity charge***, the **network capacity charge***, the **Transmission network charge** and the **urban low voltage subsidy charge** for the DUoS charges, the TUoS charges and the Ruraflex, Ruraflex Gen, Nightsave Rural, Megaflex, Megaflex Gen, Miniflex, Nightsave Urban Small and Nightsave Urban Large tariffs.

The amount payable through the **excess network capacity charge** in the event of an exceedance is calculated on the number of times the **NMD** is exceeded by the **maximum demand** multiplied by the portion of the maximum demand exceeding the **NMD** multiplied by the sum of the **Distribution network capacity charge*** and the Transmission network charge (or for Miniflex and Ruraflex the network capacity charge*) and if applicable, the **urban low voltage subsidy charge** for the respective tariffs. The **excess network capacity charges** are set out below.

*Note that any reference in the NMD rules to “the network access charge” must be replaced with “the network capacity charge” and to “the excess network access charge” must be replaced with “excess network capacity charge”.

Charges applicable for exceedance of the MEC rules*

These rules are in the process of being revised by NERSA. Please refer to the Eskom website (www.eskom.co.za/tariffs) for the latest version of the rules.

The charges below shall apply in the event of an NMD exceedance x the event number

Excess network capacity charges - Non-local authority

Urban - Excess NCC Megaflex/Megaflex Gen [non local authorities]			
Transmission Zone	Voltage	Excess NCC [R/kVA/m]	
		VAT incl	
≤ 300km	< 500V	R 35.67	<i>R 41.02</i>
	≥ 500V & < 66kV	R 32.67	<i>R 37.57</i>
	≥ 66kV & ≤ 132kV	R 37.56	<i>R 43.19</i>
	> 132kV*	R 32.60	<i>R 37.49</i>
> 300km and ≤ 600km	< 500V	R 35.75	<i>R 41.11</i>
	≥ 500V & < 66kV	R 32.77	<i>R 37.69</i>
	≥ 66kV & ≤ 132kV	R 37.64	<i>R 43.29</i>
	> 132kV*	R 32.72	<i>R 37.63</i>
> 600km and ≤ 900km	< 500V	R 35.89	<i>R 41.27</i>
	≥ 500V & < 66kV	R 32.87	<i>R 37.80</i>
	≥ 66kV & ≤ 132kV	R 37.71	<i>R 43.37</i>
	> 132kV*	R 32.92	<i>R 37.86</i>
> 900km	< 500V	R 35.97	<i>R 41.37</i>
	≥ 500V & < 66kV	R 33.00	<i>R 37.95</i>
	≥ 66kV & ≤ 132kV	R 37.81	<i>R 43.48</i>
	> 132kV*	R 33.02	<i>R 37.97</i>

*132 kV or Transmission connected

Urban - Excess NCC Nightsave Urban Large [non local authorities]			
Transmission Zone	Voltage	Excess NCC [R/kVA/m]	
		VAT incl	
≤ 300km	< 500V	R 35.67	<i>R 41.02</i>
	≥ 500V & < 66kV	R 32.67	<i>R 37.57</i>
	≥ 66kV & ≤ 132kV	R 37.56	<i>R 43.19</i>
	> 132kV*	R 32.60	<i>R 37.49</i>
> 300km and ≤ 600km	< 500V	R 35.75	<i>R 41.11</i>
	≥ 500V & < 66kV	R 32.77	<i>R 37.69</i>
	≥ 66kV & ≤ 132kV	R 37.64	<i>R 43.29</i>
	> 132kV*	R 32.72	<i>R 37.63</i>
> 600km and ≤ 900km	< 500V	R 35.89	<i>R 41.27</i>
	≥ 500V & < 66kV	R 32.87	<i>R 37.80</i>
	≥ 66kV & ≤ 132kV	R 37.71	<i>R 43.37</i>
	> 132kV*	R 32.92	<i>R 37.86</i>
> 900km	< 500V	R 35.97	<i>R 41.37</i>
	≥ 500V & < 66kV	R 33.00	<i>R 37.95</i>
	≥ 66kV & ≤ 132kV	R 37.81	<i>R 43.48</i>
	> 132kV*	R 33.02	<i>R 37.97</i>

*132 kV or Transmission connected

Urban - Excess NCC Miniflex [non local authorities]			
Transmission Zone	Voltage	Excess NCC [R/kVA/m]	
		VAT incl	
≤ 300km	< 500V	R 35.62	<i>R 40.96</i>
	≥ 500V & < 66kV	R 32.65	<i>R 37.55</i>
	≥ 66kV & ≤ 132kV	R 37.51	<i>R 43.14</i>
	> 132kV*	R 32.54	<i>R 37.42</i>
> 300km and ≤ 600km	< 500V	R 35.71	<i>R 41.07</i>
	≥ 500V & < 66kV	R 32.75	<i>R 37.66</i>
	≥ 66kV & ≤ 132kV	R 37.58	<i>R 43.22</i>
	> 132kV*	R 32.68	<i>R 37.58</i>
> 600km and ≤ 900km	< 500V	R 35.88	<i>R 41.26</i>
	≥ 500V & < 66kV	R 32.85	<i>R 37.78</i>
	≥ 66kV & ≤ 132kV	R 37.69	<i>R 43.34</i>
	> 132kV*	R 32.87	<i>R 37.80</i>
> 900km	< 500V	R 35.91	<i>R 41.30</i>
	≥ 500V & < 66kV	R 32.96	<i>R 37.90</i>
	≥ 66kV & ≤ 132kV	R 37.76	<i>R 43.42</i>
	> 132kV*	R 32.97	<i>R 37.92</i>

*132 kV or Transmission connected

Urban - Excess NCC Nightsave Urban Small [non local authorities]			
Transmission Zone	Voltage	Excess NCC [R/kVA/m]	
		VAT incl	
≤ 300km	< 500V	R 35.67	<i>R 41.02</i>
	≥ 500V & < 66kV	R 32.67	<i>R 37.57</i>
	≥ 66kV & ≤ 132kV	R 37.56	<i>R 43.19</i>
	> 132kV*	R 32.60	<i>R 37.49</i>
> 300km and ≤ 600km	< 500V	R 35.75	<i>R 41.11</i>
	≥ 500V & < 66kV	R 32.77	<i>R 37.69</i>
	≥ 66kV & ≤ 132kV	R 37.64	<i>R 43.29</i>
	> 132kV*	R 32.72	<i>R 37.63</i>
> 600km and ≤ 900km	< 500V	R 35.89	<i>R 41.27</i>
	≥ 500V & < 66kV	R 32.87	<i>R 37.80</i>
	≥ 66kV & ≤ 132kV	R 37.71	<i>R 43.37</i>
	> 132kV*	R 32.92	<i>R 37.86</i>
> 900km	< 500V	R 35.97	<i>R 41.37</i>
	≥ 500V & < 66kV	R 33.00	<i>R 37.95</i>
	≥ 66kV & ≤ 132kV	R 37.81	<i>R 43.48</i>
	> 132kV*	R 33.02	<i>R 37.97</i>

*132 kV or Transmission connected

Rural - Excess NCC Nightsave Rural [non local authorities]			
Transmission Zone	Voltage	Excess NCC [R/kVA/m]	
		VAT incl	
≤ 300km	< 500V	R 17.86	<i>R 20.54</i>
	≥ 500V & ≤ 22kV	R 16.41	<i>R 18.87</i>
> 300km and ≤ 600km	< 500V	R 17.89	<i>R 20.57</i>
	≥ 500V & ≤ 22kV	R 16.47	<i>R 18.94</i>
> 600km and ≤ 900km	< 500V	R 18.06	<i>R 20.77</i>
	≥ 500V & ≤ 22kV	R 16.58	<i>R 19.07</i>
> 900km	< 500V	R 18.11	<i>R 20.83</i>
	≥ 500V & ≤ 22kV	R 16.61	<i>R 19.10</i>

Rural - Excess NCC Ruraflex/Ruraflex Gen [non local authorities]			
Transmission Zone	Voltage	Excess NCC [R/kVA/m]	
		VAT incl	
≤ 300km	< 500V	R 24.96	<i>R 28.70</i>
	≥ 500V & ≤ 22kV	R 22.87	<i>R 26.30</i>
> 300km and ≤ 600km	< 500V	R 25.03	<i>R 28.78</i>
	≥ 500V & ≤ 22kV	R 23.01	<i>R 26.46</i>
> 600km and ≤ 900km	< 500V	R 25.16	<i>R 28.93</i>
	≥ 500V & ≤ 22kV	R 23.12	<i>R 26.59</i>
> 900km	< 500V	R 25.27	<i>R 29.06</i>
	≥ 500V & ≤ 22kV	R 23.13	<i>R 26.60</i>

Excess network capacity charges - Local authority

Urban - Excess NCC Megaflex/Megaflex Gen [Local authorities]				Urban - Excess NCC Nightsave Urban Large [Local authorities]				Urban - Excess NCC Miniflex [Local authorities]			
		Excess NCC [R/kVA/m]				Excess NCC [R/kVA/m]				Excess NCC [R/kVA/m]	
Transmission Zone	Voltage	VAT incl		Transmission Zone	Voltage	VAT incl		Transmission Zone	Voltage	VAT incl	
≤ 300km	< 500V	R 36.47	R 41.94	≤ 300km	< 500V	R 36.47	R 41.94	≤ 300km	< 500V	R 36.45	R 41.92
	≥ 500V & < 66kV	R 33.37	R 38.38		≥ 500V & < 66kV	R 33.37	R 38.38		≥ 500V & < 66kV	R 33.38	R 38.39
	≥ 66kV & ≤ 132kV	R 38.27	R 44.01		≥ 66kV & ≤ 132kV	R 38.27	R 44.01		≥ 66kV & ≤ 132kV	R 38.25	R 43.99
	> 132kV*	R 33.19	R 38.17		> 132kV*	R 33.19	R 38.17		> 132kV*	R 33.19	R 38.17
> 300km and ≤ 600km	< 500V	R 36.52	R 42.00	> 300km and ≤ 600km	< 500V	R 36.52	R 42.00	> 300km and ≤ 600km	< 500V	R 36.52	R 42.00
	≥ 500V & < 66kV	R 33.50	R 3853		≥ 500V & < 66kV	R 33.50	R 3853		≥ 500V & < 66kV	R 33.51	R 3854
	≥ 66kV & ≤ 132kV	R 38.36	R 44.11		≥ 66kV & ≤ 132kV	R 38.36	R 44.11		≥ 66kV & ≤ 132kV	R 38.35	R 44.10
	> 132kV*	R 33.32	R 38.32		> 132kV*	R 33.32	R 38.32		> 132kV*	R 33.32	R 38.32
> 600km and ≤ 900km	< 500V	R 36.68	R 42.18	> 600km and ≤ 900km	< 500V	R 36.68	R 42.18	> 600km and ≤ 900km	< 500V	R 36.71	R 42.22
	≥ 500V & < 66kV	R 33.57	R 3861		≥ 500V & < 66kV	R 33.57	R 3861		≥ 500V & < 66kV	R 33.60	R 38.64
	≥ 66kV & ≤ 132kV	R 38.44	R 44.21		≥ 66kV & ≤ 132kV	R 38.44	R 44.21		≥ 66kV & ≤ 132kV	R 38.44	R 44.21
	> 132kV*	R 33.51	R 38.54		> 132kV*	R 33.51	R 38.54		> 132kV*	R 33.51	R 38.54
> 900km	< 500V	R 36.74	R 42.25	> 900km	< 500V	R 36.74	R 42.25	> 900km	< 500V	R 36.73	R 42.24
	≥ 500V & < 66kV	R 33.70	R 38.76		≥ 500V & < 66kV	R 33.70	R 38.76		≥ 500V & < 66kV	R 33.74	R 38.80
	≥ 66kV & ≤ 132kV	R 38.53	R 44.31		≥ 66kV & ≤ 132kV	R 38.53	R 44.31		≥ 66kV & ≤ 132kV	R 38.50	R 44.28
	> 132kV*	R 33.60	R 38.64		> 132kV*	R 33.60	R 38.64		> 132kV*	R 33.60	R 38.64

*132 kV or Transmission connected

*132 kV or Transmission connected

*132 kV or Transmission connected

Urban - Excess NCC Nightsave Urban Small [Local authorities]				Rural - Excess NCC Nightsave Rural [Local authorities]				Rural - Excess NCC Ruraflex [Local authorities]			
		Excess NCC [R/kVA/m]				Excess NCC [R/kVA/m]				Excess NCC [R/kVA/m]	
Transmission Zone	Voltage	VAT incl		Transmission Zone	Voltage	VAT incl		Transmission Zone	Voltage	VAT incl	
≤ 300km	< 500V	R 36.47	R 41.94	≤ 300km	< 500V	R 18.45	R 21.22	≤ 300km	< 500V	R 25.74	R 29.60
	≥ 500V & < 66kV	R 33.37	R 38.38		≥ 500V & ≤ 22kV	R 16.94	R 19.48		≥ 500V & ≤ 22kV	R 23.62	R 27.16
	≥ 66kV & ≤ 132kV	R 38.27	R 44.01								
	> 132kV*	R 33.19	R 38.17								
> 300km and ≤ 600km	< 500V	R 36.52	R 42.00	> 300km and ≤ 600km	< 500V	R 18.48	R 21.25	> 300km and ≤ 600km	< 500V	R 25.85	R 29.73
	≥ 500V & < 66kV	R 33.50	R 3853		≥ 500V & ≤ 22kV	R 17.01	R 19.56		≥ 500V & ≤ 22kV	R 23.75	R 27.31
	≥ 66kV & ≤ 132kV	R 38.36	R 44.11								
	> 132kV*	R 33.32	R 38.32								
> 600km and ≤ 900km	< 500V	R 36.68	R 42.18	> 600km and ≤ 900km	< 500V	R 18.66	R 21.46	> 600km and ≤ 900km	< 500V	R 25.99	R 29.89
	≥ 500V & < 66kV	R 33.57	R 3861		≥ 500V & ≤ 22kV	R 17.12	R 19.69		≥ 500V & ≤ 22kV	R 23.87	R 27.45
	≥ 66kV & ≤ 132kV	R 38.44	R 44.21								
	> 132kV*	R 33.51	R 38.54								
> 900km	< 500V	R 36.74	R 42.25	> 900km	< 500V	R 18.69	R 21.49	> 900km	< 500V	R 26.07	R 29.98
	≥ 500V & < 66kV	R 33.70	R 38.76		≥ 500V & ≤ 22kV	R 17.13	R 19.70		≥ 500V & ≤ 22kV	R 23.88	R 27.46
	≥ 66kV & ≤ 132kV	R 38.53	R 44.31								
	> 132kV*	R 33.60	R 38.64								

*132 kV or Transmission connected

Appendix D - Treatment of Public Holidays for 2021/22

The table below indicates the treatment of public holidays for the Nightsave (Urban Large & Small), WEPS, Megaflex, Megaflex Gen and Miniflex tariffs for the period 1 April 2021 to until 30 June 2022. The relevant seasonally differentiated energy charges, energy demand charges and network demand charges will be applicable on these days. Any unexpectedly announced public holiday not listed below will be treated as the day of the week on which it falls.

- The following public holidays will always be treated as a Sunday for Miniflex, Megaflex, Megaflex Gen and WEPS tariffs; New Year's Day, Good Friday, Family Day, Christmas Day and Day of Goodwill. All other days will be treated as a Saturday unless it falls on a Sunday in which case it will be treated as a Sunday.
- For Nightsave Urban Large and Small, all public holidays will be treated as a Sunday.
- All public holidays for the Nightsave Rural, Ruraflex and Ruraflex Gen tariffs will be treated as the day of the week on which it falls.

Date	Day	Actual day of the week	TOU day treated as	
			Nightsave Urban Large Nightsave Urban Small	Megaflex, Miniflex, WEPS, Megaflex Gen
02 April 2021	Good Friday	Friday	Sunday	Sunday
05 April 2021	Family Day	Monday	Sunday	Sunday
27 April 2021	Freedom Day	Tuesday	Sunday	Saturday
1 May 2021	Workers Day	Saturday	Sunday	Saturday
16 June 2021	Youth Day	Wednesday	Sunday	Saturday
9 August 2021	National Women's Day	Monday	Sunday	Saturday
24 September 2021	Heritage Day	Friday	Sunday	Saturday
16 December 2021	Day of Reconciliation	Thursday	Sunday	Saturday
25 December 2021	Christmas Day	Saturday	Sunday	Sunday
26 December 2021	Day of Goodwill	Sunday	Sunday	Sunday
27 December 2021	Public Holiday	Monday	Sunday	Saturday
1 January 2022	New Year's Day	Saturday	Sunday	Sunday
21 March 2022	Human Rights Day	Monday	Sunday	Saturday
15 April 2022	Good Friday	Friday	Sunday	Sunday
18 April 2022	Family Day	Monday	Sunday	Sunday
27 April 2022	Freedom Day	Wednesday	Sunday	Saturday
1 May 2022	Worker's Day	Sunday	Sunday	Sunday
2 May 2022	Public Holiday	Monday	Sunday	Saturday
16 June 2022	Youth Day	Thursday	Sunday	Saturday

Appendix E - WEPS energy rate excluding losses

The formula used to determine the WEPS losses c/kWh value is:

$(\text{Energy charge PSO}) \times (\text{Distribution voltage loss factor} \times \text{Transmission zone loss factor} - 1)$

This rate is applied for the purposes of making calculations for the following:

- Distribution losses charge for distribution-connected generators
- The losses charge for transmission-connected generators
- Where a customer receives a portion of energy from a third party or supplementary generator in terms of the following energy reconciliation scenarios:
 - o Gen-wheeling
 - o Gen-purchase

The following table shows the WEPS energy rate, excluding losses. These are also the same as the Megaflex energy rates excluding losses.

WEPS - Non-local authority excluding losses

Active energy charge excluding losses [c/kWh]											
High demand season [Jun - Aug]						Low demand season [Sep - May]					
Peak VAT incl		Standard VAT incl		Off Peak VAT incl		Peak VAT incl		Standard VAT incl		Off Peak VAT incl	
370.94	426.58	112.36	129.21	61.03	70.18	121.03	139.18	83.28	95.77	52.84	60.77

WEPS - Local authority excluding losses

Active energy charge excluding losses [c/kWh]											
High demand season [Jun - Aug]						Low demand season [Sep - May]					
Peak VAT incl		Standard VAT incl		Off Peak VAT incl		Peak VAT incl		Standard VAT incl		Off Peak VAT incl	
388.49	446.76	117.69	135.34	63.91	73.50	126.72	145.73	87.22	100.30	55.33	63.63

Appendix F - Loss Factors

The **Distribution loss factors** for loads and generators connected to **Distribution system** as measured at the **point of supply/POD** are given in the table below:

Distribution loss factors		
Voltage	Urban loss Factor	Rural loss Factor
< 500V	1.1111	1.1527
≥ 500V & < 66kV	1.0957	1.1412
≥ 66kV & ≤ 132kV	1.0611	
> 132kV/Transmission Connected	1.0000	

The **Transmission loss factors** for Transmission connected loads and Distribution connected generators are given in the table below:

Transmission loss factors for loads		
Distance from Johannesburg	Zone	Loss Factor
≤ 300km	0	1.0107
> 300km and ≤ 600km	1	1.0208
> 600km and ≤ 900km	2	1.0310
> 900km	3	1.0413

Transmission loss factors for Transmission connected generators as measured at **point of supply/POD** are given in the table below:

Loss factors for Transmission connected generators	Loss Factor
Cape	0.971
Karoo	0.995
Kwazulu-Natal	1.004
Vaal	1.020
Waterberg	1.023
Mpumalanga	1.021

Appendix G - Eskom's Annual average price adjustment

Eskom's tariffs are adjusted on an annual basis – previously on 1 January, but due to the change in Eskom's financial year price adjustments now take place on 1 April every year. The average tariff adjustments for the last 15 years are indicated in the table below. Each tariff, due to structural changes, may have experienced a higher or lower impact than the average tariff adjustment.

Eskom's average tariff adjustment for the last 15 years

Year	Tariff Adjustment	CPI
2006_7	5,10	4,40
2007_8	5,90	7,10
2008_9		10,30
01-Apr	14,20	
01-Jul	34,20	
2009_10		6,16
01-Jul	31,30	
2010_11	24,8	5,40
2011_12	25,80	4,50
2012_13	16,00	5,20
2013_14	8,00	6,00
2014_15	8,00	6,00
2015_16	12,69	5,70
2016_17	9,40	6,59
2017_18	2,20	5,30
2018_19	5,23	4,5
2019_20	13,87	4,2
2020_21	8,76	3,9
2021_22	15,06	4,3 (forecast)

Appendix H - Designing Tariffs

Eskom's average price for electricity is based on the overall cost of supply but, in order to determine tariffs, it is first necessary to break down the overall costs into relevant cost categories. Costs are expressed in a manner that will ultimately be applied to derive the tariffs according to an appropriate cost driver. By using the correct cost driver for each cost component, the possibility of inappropriate pooling of costs is reduced.

Common cost drivers are:

- R/customer/month or R/customer/day - typically for customer service and administration costs
- R/kVA or R/kW - typically for network costs
- c/kWh - typically for energy costs
- c/kvarh - reactive energy costs
- Energy loss factors for energy loss costs

The cost of providing electricity to customers varies according to:

- The quantity of electricity used and the period (time or season) when the electricity is used
- The size/capacity of the supply required
- The geographic location of the customer
- The voltage at which supply is provided
- The cost of connecting a supply
- The density of the points of delivery where the customers supply is located.

A totally cost representative tariff will reflect the cost drivers and the factors that could influence cost by taking into account the following:

- The time of use and seasonal variance of energy costs
- Unbundled costs for distribution and transmission networks. These costs are differentiated according to:
 - o the supply voltage
 - o the density of the points of delivery
- Retail charges that reflect the size of the customer and the service provided
- A connection charge that reflects the location of the supply and the impact on upstream costs

However, the tariff applied depends on meter capability, billing functionality and logistics, as well as limitations on tariff complexity and the impact of changes to existing tariffs. For more energy-intensive users of electricity, tariff structures tend to be more complex, whereas for users such as domestic customers tariffs are simpler.

A larger customer will have a much lower supply cost than a smaller customer. In Eskom, larger customers generally subsidise smaller customers. The reasons for the higher cost for small customers are as follows:

- As a ratio of overall consumption, smaller customers tend to use much more electricity in the more expensive peak periods and have a poorer load factor than larger customers.
- Significantly more network capacity is required at the lower voltage level (e.g. 500 V) to supply a smaller customer than is required to supply a larger customer (e.g. 132 kV). This means that more electrical networks have to be built, maintained and operated to supply smaller customers. Also, more electrical losses occur in the latter sector.

For Eskom, the overall price of electricity is regulated and is based on allowed costs plus a return on assets as determined by the National Electricity Regulator of South Africa. While Eskom's average price (total revenue/total consumption) is based on this NERSA regulated allowed cost, individual price levels per customer or per customer class might not be cost representative and include subsidies. This is due to cost averaging, historical cross-subsidies and social factors such as the customer's ability to pay the determined price.

Appendix I – Billing

Estimated readings

Conventional meters are read at least once every three months. Estimated charges are raised in months during which no meter readings are taken and these are subsequently adjusted when actual consumption is measured.

Deposits

A security deposit covering three months' consumption is required.

Pro-rating of bills

Pro-rating takes place under the following circumstances:

- at times of price increase and seasonal charges
- where a billing period spans the price change period
- where readings for demand or energy are not measured

Pro-ration is done by taking into account the number of days in the billing period where the old rates are applicable and the number of days in the billing period where the new rates are applicable.

Example: In a billing period of 31 days, with 15 days billed at the old rate and 16 days billed at the new rate, consumption of 1000 kWh in total, consumption is pro-rated as follows:

$1000 \text{ kWh} \times 15/30 \times c/\text{kWh (old rate)}$

$1000 \text{ kWh} \times 16/30 \times c/\text{kWh (new rate)}$

The above gives an indication of pro-ration of consumption only. In other individual charges, pro-ration may slightly differ; however, all are based on the number of days.

