



# TARIFFS & CHARGES BOOKLET 2024/2025

Charges for non-local authorities effective from 1 April 2024 to 31 March 2025

Charges for local authorities effective from 1 July 2024 to 30 June 2025

*(Please refer to the 2023/24 Tariff Book for local authority tariffs 1 April 2023 to 30 June 2024)*

#### DISCLAIMER

The details contained in the Tariff Book are purely to inform you of Eskom's tariffs and charges. Under no circumstances should the Tariff Book be regarded as an amendment of any agreements with Eskom. No representation or warranty is given regarding the accuracy of any information contained in the Tariff Book. Eskom accordingly disclaims any and all liability resulting from the use of or reliance on the information contained in the Tariff Book.

The official documents containing Eskom's tariffs are the Schedule of Standard Prices and can be accessed on the website: [www.eskom.co.za/tariffs](http://www.eskom.co.za/tariffs)

## CONTENTS

---

Contact numbers	4
Eskom's customer service charter	4
Foreword	5
Abbreviations	6
Definitions	6
Standard fees/charges for services rendered	9
Urban tariffs	10
<b>MEGAFLEX</b>	11
Megaflex Non-Local Authority Charges	11
Megaflex Local Authority Charges	12
Megaflex Gen Non-Local Authority Charges	13
<b>MINIFLEX</b>	17
Miniflex Non-Local Authority Charges	18
Miniflex Local Authority Charges	19
<b>NIGHTSAVE URBAN Large</b>	21
Nightsave Urban <i>Large</i> Non-Local Authority Charges	21
Nightsave Urban <i>Large</i> Local Authority Charges	22
<b>NIGHTSAVE URBAN Small</b>	23
Nightsave Urban <i>Small</i> Non-Local Authority Charges	23
Nightsave Urban <i>Small</i> Local Authority Charges	24
<b>BUSINESSRATE</b>	25
Businessrate Non-Local Authority Charges	25
Businessrate Local Authority Charges	25
<b>PUBLICLIGHTING</b>	26
Public Lighting Non-Local Authority Charges	27
Public Lighting Local Authority Charges	27
Residential Tariffs	28
<b>HOMEPOWER</b>	28
Homepower Standard Non-Local Authority Charges	28
Homepower Standard Local Authority Charges	28
Homepower Bulk Non-Local Authority Charges	29
<b>HOMEFLEX</b>	
Homeflex Non-Local Authority Charges	29
<b>HOMELIGHT</b>	
Homelight Non-Local Authority Charges	29
Rural Tariffs	31

## CONTENTS

<b>RURAFLEX</b>	<b>31</b>
Ruraflex Non-Local Authority Charges	32
Ruraflex Local Authority Charges	33
Ruraflex Gen Non-Local Authority Charges	34
<b>NIGHTSAVE RURAL</b>	<b>36</b>
Nightsave Rural Non-Local Authority Charges	37
Nightsave Rural Local Authority Charges	38
<b>LANDRATE 1,2,3,4 and Dx</b>	<b>39</b>
Landrate Non-Local Authority Charges	40
Landrate Local Authority Charges	40
Landlight Non-Local Authority Charges	40
<b>Generator Tariffs</b>	<b>41</b>
<b>Use of system charges for Transmission connected generator customers</b>	<b>41</b>
TUoS network charges for generators	41
TUoS transmission losses charges for generators	41
Ancillary service charges for Transmission connected generators and loads	41
<b>Use of system charges for Distribution connected generator customers</b>	<b>42</b>
DUoS network charges for generators	42
DUoS distribution losses charges for generators	42
Ancillary service charges for Distribution connected generators	42
Urban Service and Administration charges for Transmission and Distribution connected generators	43
Rural Service and Administration charges for generators	43
<b>Tariffs applicable for the reconciliation of accounts for Eskom customers receiving energy from non-Eskom generators</b>	<b>44</b>
Gen-wheeling tariff	44
Gen-offset tariff	45
Gen-purchase tariff	46
<b>Appendix A – Eskom’s defined time-of-use periods</b>	<b>47</b>
<b>Appendix B – Transmission Zones</b>	<b>48</b>
<b>Appendix C – NMD rules and excess network capacity charges</b>	<b>49</b>
Excess network capacity charges – Non-Local Authority	50
Excess network capacity charges – Local Authority	51
<b>Appendix D – Treatment of public holidays for 2024/25</b>	<b>52</b>
<b>Appendix E – WEPS</b>	<b>53</b>
WEPS – Non-Local Authority energy charges excluding losses	53
WEPS – Non-Local Authority administration charges	53
WEPS – Non-Local Authority affordability charges	53
WEPS – Local Authority energy charges excluding losses	54
WEPS – Local Authority administration charges	54
<b>Appendix F – Loss factors</b>	<b>55</b>
<b>Appendix G – Eskom’s annual average price adjustment</b>	<b>56</b>
<b>Appendix H – Designing tariffs</b>	<b>57</b>
<b>Appendix I – Billing</b>	<b>58</b>

## CONTACT NUMBERS

---

Customers can contact the Eskom Call Centre for customer services such as account queries, applications for new connections, transfer of existing accounts and termination of accounts.

**Eskom has introduced an easy-to-remember national ShareCall number:**

- Dial **08600ESKOM** on a phone with an alphanumeric keypad; or
- Dial **0860 037 566** if your phone does not have an alphanumeric keypad.

**Customers can also chat to Eskom's chatbot, Alfred, to report electricity supply problems on:**  
<https://www.eskom.co.za/distribution/alfred-chat-bot/>

For the latest contact details and tariff information, visit our website at [www.eskom.co.za/tariffs](http://www.eskom.co.za/tariffs)

## ESKOM'S CUSTOMER SERVICE CHARTER

---

**Our customers have the right:**

- to accurate measurement of consumption;
- to error-free bills;
- to be treated with respect;
- to experience excellent treatment in terms of Eskom's electricity supply agreement;
- to be dealt with promptly and efficiently;
- to be treated fairly;
- to have their property treated with respect;
- to the confidentiality of their information;
- to one-stop service without referral;
- to quality of supply in terms of negotiated agreement; and
- to be involved in issues affecting them.



**To view energy-saving tips, please visit:**

<https://www.eskom.co.za/eas/energy-saving-tips-energy-advisory-service-eskom/>

## FOREWORD

On 14 December 2023, the National Energy Regulator of South Africa (NERSA) determined the 2024/25 tariff increase applicable to the Eskom direct customer tariffs from the 1st of April 2024 and to the Eskom tariffs for local authorities (Municipalities) applicable from the 1st of July 2024.

Customer category	Percentage increase
Local authority tariff charges: 1 July 2024 - 30 June 2025	<b>12,72%</b>

Eskom direct customers (non-local authority):  
1 April 2024 - 31 March 2025

All tariff charges except the affordability subsidy charge	<b>12,74%</b>
Affordability subsidy charge*	<b>25,24%</b>

\*The affordability subsidy charge is raised as a subsidy to the Homelight 20A tariff and is as determined by NERSA. The average increase applied to the Key Industrial and Urban Tariffs will be 13.29% due to the increase on the affordability subsidy charge.

There are no tariff structural changes for 2024/25, but Eskom is considering a tariff restructuring submission to NERSA for implementation in 2025/26.

Please visit [www.eskom.co.za/tariffs](http://www.eskom.co.za/tariffs) for tools to analyse changes due to the increases, the Schedule of Standard Prices, and the tariff rates in Excel format.

**Mutenda Tshipala**

*Senior Manager: Strategy Development*

*Eskom Distribution*

## ABBREVIATIONS

<	Less than	kW	Kilowatt
≤	Less than or equal to	kWh	Kilowatt-hour
>	Greater than	MEC	Maximum export capacity
≥	Greater than or equal to	MFMA	Municipal Finance Management Act
A	Ampere	MV	Medium Voltage
c	Cents	MVA	Megavolt-ampere
c/kVArh	Cents per reactive kilovolt-ampere-hour	MYPD	Multi-year price determination
c/kWh	Cents per kilowatt-hour	N/A	Not applicable
CPI	Consumer price index	NERSA	National energy regulator of South Africa
DUoS	Distribution use-of-system	NMD	Notified maximum demand
ERS	Electrification and rural subsidy	PF	Power factor
ETUoS	Embedded Transmission use-of-system	POD	Point of delivery
Gen	Generator	R	Rand
GWh	Gigawatt-hour	R/kVA	Rand per kilovolt-ampere
HV	High Voltage	TOU	Time of use or time-of-use
IPP	Independent Power Producer	TUoS	Transmission use-of-system
km	Kilometre	UoS	Use-of-system
kVA	Kilovolt-ampere	V	Volt
kVArh	Reactive kilovolt-ampere-hour	VAT	Value-added tax
kV	Kilovolt	W	Watt

## DEFINITIONS

**Account** means the invoice received by a customer for a single **POD/point of supply** or if consolidated, multiple **points of delivery/supply** for electricity supplied and/or use of the **System**.

**Active energy charge or energy charge** means the charge for each unit of energy consumed, typically charged for as c/kWh.

**Administration charge** means the daily fixed charge payable per **POD/point of supply/service agreement** to recover administration-related costs such as meter reading, billing, and meter capital. It is based on the **monthly utilised capacity** or **monthly maximum exported capacity** per **POD/point of supply/service agreement**.

**Affordability subsidy charge** means the transparent charge indicating socio-economic subsidies related to the supply of electricity to **residential tariffs** and is payable on Eskom-related active energy sales to **non-local authority tariffs**.

**Ancillary service charge** means the charge that recovers the cost of providing ancillary services by the System Operator.

**Annual utilised capacity** means the higher of the **notified maximum demand (NMD)** or the **maximum demand**, per **POD/point of supply** measured in kVA, and registered during a rolling 12-month period.

**Annual maximum export capacity** means the higher of the notified **maximum export capacity (MEC)** or the actual **maximum exported capacity**, per **point of supply** measured in kW, and registered during a rolling 12-month period.

**Chargeable demand** means the highest average demand measured in kVA in a billing month during the chargeable time periods specified for each tariff. For WEPS, Megaflex and Megaflex Gen, the chargeable period is during these tariffs' peak and standard periods, and for Nightsave Urban (Large and Small) and Nightsave Rural during Nightsave's peak periods.

## DEFINITIONS

---

**Code** means the Distribution Code, the South African Grid Code, the Grid Connection Code for Renewable Power Plants, or any other code, published by NERSA, as applicable, and as amended, modified, extended, replaced, or re-enacted from time to time.

**Distribution** means the regulated business unit through which Eskom constructs, owns, operates, and maintains the **Distribution System** in accordance with its licence and the **Code**.

**Distribution connected** means connected to the **Distribution System**.

**Distribution losses charge** means the production-based (energy) charge to generators. The losses charge is based on the approved loss factors, the load factor, the amount of energy produced seasonally and TOU and the WEPS energy rate (excluding losses).

**Distribution network capacity charge** (previously known as the **Distribution network access charge**) means the R/kVA or R/POD fixed network charge raised to recover **Distribution** network costs and depending on the tariff is charged on the annual **utilised capacity or maximum export capacity** where **maximum demand** is measured or the **NMD** where **maximum demand** is not measured.

**Distribution network demand charge** means the R/kVA or c/kWh variable network charge raised to recover **Distribution** network costs and depending on the tariff may be charged on the **chargeable demand** or the active energy.

**Distribution System** means Eskom's network infrastructure consisting of assets operated at a nominal voltage of 132 kV or less, not classified as transmission transformation equipment.

**Distribution use-of-system (DUoS) charges** mean the network tariffs charged for making capacity available, connecting to and for the use of the **Distribution System**. The **DUoS** charges are the source of the **Distribution** network charge components in the retail tariff structures.

**DUoS charge (generators)** mean the **DUoS** charges payable by generators. These **DUoS** charges for generators comprise the **network capacity charge** based on **maximum export capacity**, the losses charge, the **ancillary service charge**, the **service charge** and the **administration charge**.

**DUoS charge (loads)** mean the **DUoS charges** payable by loads. These **DUoS** charges comprise the **network capacity charge**, the **network demand charge**, the **urban low voltage subsidy charge**, the **ancillary service charge**, the **service charge**, the **administration charge** and the **electrification and rural network subsidy charge**.

**Electrification and rural network subsidy charge** means the **DUoS charge** transparently indicating the contribution towards socio-economic network-related subsidies for **Residential** and **Rural** tariffs and is payable by loads that use the **Distribution** or **Transmission System** for the delivery of energy.

**Energy demand charge** means the seasonally differentiated charge per **POD** that recovers peak energy costs and is based on the **chargeable demand**.

**Embedded Transmission use-of-system (ETUoS) charge** means the **TUoS** charges payable by customers connected to the **Distribution** network.

**Excess network capacity charge** (previously known as the **excess network access charge**) means the charge payable with reference to the **NMD rules** and is based on the maximum demand exceeding the **NMD** multiplied by the event number (recorded every time the **NMD** is exceeded) multiplied by the applicable **network capacity charges** for the tariff.

**High-demand season** means the **TOU** Period from 1 June to 31 August of each year.

**High voltage (HV)** networks usually consist of equipment supplied at a voltage greater than 22 kV and consist of the distribution substations and networks. A substation is considered an **HV** substation when the primary side of the substation is supplied at a voltage > 22 kV.

**Key customer** means a customer that consumes more than 100 GWh per annum on a contiguous site under a single management structure or is prepared to pay to be a Key Customer.

**Local authority tariffs** mean tariffs applicable to municipal bulk points of supply.

**Loss factors** mean the factor indicating the cost or benefit of technical energy losses on the **Transmission** and the **Distribution System**. The **Distribution loss factors** differ per voltage category and per **Rural** and **Urban** categories. The **Transmission loss factors** differ for generators and loads and are based on the **Transmission zones**.

**Losses charge** means the charge payable based on the applicable **loss factors** and the WEPS rate excluding losses.

**Low-demand season** means the **TOU** Period from 1 September to 31 May of each year.

## DEFINITIONS

---

**Maximum demand/exported capacity** means the highest average demand measured in kVA or kW at the **POD/point of supply** during a 30-minute integrating period in a billing month.

**Maximum export capacity (MEC)** means the maximum capacity at the **point(s) of supply** notified by the customer and accepted by Eskom for the transmission of electrical energy between a generator and the **Transmission or Distribution System**. *Note: The notification of the maximum export capacity shall be governed by the **NMD and MEC rules**.*

**Medium voltage (MV)** networks consist of the networks above 1 kV up to 22 kV. Eskom has specifically designated some rural networks with a voltage of 33 kV as rural reticulation networks. A substation is considered a MV substation when the primary side of the substation is supplied at a voltage  $\leq$  22 kV.

**Monthly maximum exported capacity** means the higher of the notified **maximum export capacity (MEC)** or the actual **maximum exported capacity**, measured in kW registered during the billing month.

**Monthly utilised capacity** means the higher of the **notified maximum demand (NMD)** or the **maximum demand**, measured in kVA or kW registered during the billing month.

**Network capacity charge** (previously known as the **network access charge**) means the R/kVA or **R/POD** fixed network charge raised to recover network costs and depending on the tariff is charged on the **annual utilised capacity** or maximum export capacity where maximum demand is measured or the **NMD** where **maximum demand** is not measured.

**Network demand charge** means the R/kVA or c/kWh variable network charge raised to recover network costs and depending on the tariff may be charged on the **chargeable demand** or the active energy.

**Non-local authority tariffs** mean the tariffs applicable to Eskom's direct customers (i.e., customers within Eskom's licensed area of supply) and exclude the **non-local authority tariffs**.

**Notified maximum demand (NMD)** means the contracted **maximum demand**, notified in writing by the customer and accepted by Eskom **per POD/point of supply**. *Note: The notification of demand shall be governed by the **NMD (and MEC) rules**.*

**NMD (and MEC) rules** mean the rules approved by NERSA and as amended from time to time for the notification of demand or maximum export capacity or changes to or exceedances of the **NMD or MEC**.

**Off-peak period** means the **TOU periods** of relatively low system demand.

**Peak period** means the **TOU periods** of relatively high system demand.

**Point of delivery (POD)/point of supply** means either a single point of supply, or a specific group of points of supply on Eskom's **System**, from where electricity is supplied to the customer by Eskom, or from where the customer supplies electricity to Eskom's **System** located within a single substation, at which electricity is supplied/delivered to the customer at the same declared voltage and tariff. *Note: This can be a metering or summation point.*

**Public holidays** mean the treatment of charges on **public holidays** as specified by Eskom.

**Reactive energy charge** means a c/kVArh charge based on the power factor and tariff of the **POD**.

**Residential tariffs** mean the Homelight and Homepower suite of tariffs.

**Rural** means areas classified as rural by Eskom for the purposes of tariff design and classification.

**Service agreement** means each tariff /transaction/contract linked to an account.

**Service and administration charge** means the monthly charge payable per **account/service agreement** for service and administration related costs. (Also see **service charge** and **administration charge**.)

**Service charge** means the daily fixed charge payable per **account** to recover service-related costs and is based on the sum of the **monthly utilised capacity(s)** or **maximum export capacity(s)** of all **PODs** linked to an **account**.

**Standard period** means the **TOU periods** of relatively low mid-system demand.

**Standard charge/fee** means the fees/charges described in the paragraph below.

**System** means the **Transmission** and **Distribution** network infrastructure consisting of all lines and substation equipment.

**Time-of-use (TOU) tariff** means a tariff with energy charges that change during different **TOU periods** and seasons.

**TOU periods** mean time blocks based on the volume of electricity demand during high-, mid- and low-demand periods and may differ per tariff. The **TOU periods** typically are **peak, standard, and off-peak** periods and differ during **high- and low-demand seasons**.



## DEFINITIONS

---

**Transmission** means the regulated business unit through which Eskom constructs, owns, operates and maintains the **Transmission System** in accordance with its licence and the **Code**.

**Transmission connected** means connected to the **Transmission system**.

**Transmission system** means Eskom's electricity **system** consisting of all lines and substation equipment where the nominal voltage is above 132 kV or where the nominal voltage is lower than or equal to 132 kV and there are no **Distribution System** assets.

**Transmission use-of-system (TUoS) charges** mean the network tariffs charged for making capacity available, connecting to and for the use of the **Transmission System**. The **TUoS** charges are the source of the **ETUoS** and the **Transmission network charge** components in the retail tariff structures.

**Transmission network access** charge means the same as **Transmission network charge**.

**Transmission network charge** means the network related **TUoS** charge.

**Transmission zone(s)** means the geographic differentiation, applicable to **Transmission** network charges and **loss factors**, to indicate the costs associated with the delivery and transmission of energy.

**Urban areas** mean areas classified by Eskom as urban for the purposes of tariff design and classification.

**Urban low voltage subsidy charge** means the charge transparently indicating the network-related cross-subsidy payable by  $\geq 66$  kV **Urban** connected supplies for the benefit of  $< 66$  kV connected **Urban** supplies.

**Utilised capacity** means the same as **annual utilised capacity**.

## STANDARD FEES/CHARGES FOR SERVICES RENDERED

---

In addition to the standard tariff charges set out in this schedule, Eskom may raise additional standard fees/charges for direct services rendered to a customer s e.g. the provision of service mains, the installation of equipment in the customer's substation, for the taking of any special meter readings, for reconnection of the supply after disconnection (i) either at the request of the customer or (ii) caused by the customer in failure to carry out its obligations, and for special/additional work done for the customer by Eskom. Refer to [www.eskom.co.za/tariffs](http://www.eskom.co.za/tariffs) for the list of standard/charges/fees applicable.

# URBAN TARIFFS

## MEGAFLEX

### TOU electricity tariff for Urban customers with an NMD greater than 1 MVA with the following charges:

- seasonally and **time-of-use** differentiated c/kWh **active energy charges** including losses, based on the voltage of supply and the **Transmission zone**;
- three **time-of-use** periods namely **peak**, **standard** and **off-peak**, as specified in APPENDIX A – ESKOM'S DEFINED TIME-OF-USE PERIODS;
- the treatment of **public holidays** for the raising of the **active energy charge** and the **network demand charge** shall be as specified in APPENDIX D – TREATMENT OF PUBLIC HOLIDAYS FOR 2024/25;
- a R/kVA/month **Transmission network charge** based on the voltage of the supply, the **Transmission zone** and the **annual utilised capacity** measured at the **POD** applicable during all time periods;
- a R/kVA/month **Distribution network capacity charge** based on the voltage of the supply and the **annual utilised capacity** measured at the **POD** applicable during all time periods;
- a R/kVA/month **Distribution network demand charge** based on the voltage of the supply and the **chargeable demand** measured at the **POD** applicable during **peak** and **standard** periods;
- a R/kVA **urban low voltage subsidy charge** based on the voltage of the supply and charged on the **annual utilised capacity** measured at the **POD** applicable during all time periods;
- a c/kWh **ancillary service charge** based on the voltage of the supply applicable during all time periods;
- a R/account/day **service charge** based on the **monthly utilised capacity** of each **account**;
- a R/POD/day **administration charge** based on the **monthly utilised capacity** of each **POD** linked to an **account**;
- a c/kVAh **reactive energy charge** supplied in excess of 30% (0,96 power factor or less) of the kWh recorded during the **peak** and **standard** periods. The excess reactive energy is determined per 30-minute integrating period and accumulated for the month and will only be applicable during the **high-demand season**;
- a c/kWh **electrification and rural network subsidy charge**, applied to the total active energy measured at the **POD** in the month;
- a c/kWh **affordability subsidy charge** applied to the total active energy purchased from Eskom at the POD in the month – applicable to **non-local authority** tariffs only; and
- an **excess network capacity charge** shall be payable in the event of an **NMD** exceedance as specified in accordance with the **NMD rules** and as set out in APPENDIX C – NMD RULES for the relevant tariff.



For a description of the charges refer to the definitions on pages 6-9.

# MEGAFLEX Non-Local Authority Charges

		ACTIVE ENERGY CHARGE FOR LOADS (c/kWh)													
		High demand season   Jun - Aug						Low demand season   Sep - May						Transmission network charges [R/kVA/m]	
Transmission zone	Voltage	Peak		Standard		Off Peak		Peak		Standard		Off Peak		VAT incl	VAT incl
			VAT incl		VAT incl		VAT incl		VAT incl		VAT incl		VAT incl		
≤ 300km	< 500V	<b>611.94</b>	703.73	<b>186.18</b>	214.11	<b>101.66</b>	116.91	<b>200.38</b>	230.44	<b>138.26</b>	159.00	<b>88.15</b>	101.37	<b>R17.51</b>	R20.14
	≥ 500V & < 66kV	<b>602.34</b>	692.69	<b>182.47</b>	209.84	<b>99.11</b>	113.98	<b>196.46</b>	225.93	<b>135.24</b>	155.53	<b>85.80</b>	98.67	<b>R16.00</b>	R18.40
	≥ 66kV & ≤ 132kV	<b>583.26</b>	670.75	<b>176.67</b>	203.17	<b>95.96</b>	110.35	<b>190.28</b>	218.82	<b>130.92</b>	150.56	<b>83.11</b>	95.58	<b>R15.57</b>	R17.91
	> 132kV*	<b>549.70</b>	632.16	<b>166.49</b>	191.46	<b>90.44</b>	104.01	<b>179.37</b>	206.28	<b>123.42</b>	141.93	<b>78.31</b>	90.06	<b>R19.70</b>	R22.66
> 300km and ≤ 600km	< 500V	<b>616.92</b>	709.46	<b>186.92</b>	214.96	<b>101.49</b>	116.71	<b>201.26</b>	231.45	<b>138.57</b>	159.36	<b>87.91</b>	101.10	<b>R17.63</b>	R20.27
	≥ 500V & < 66kV	<b>608.35</b>	699.60	<b>184.27</b>	211.91	<b>100.07</b>	115.08	<b>198.48</b>	228.25	<b>136.57</b>	157.06	<b>86.64</b>	99.64	<b>R16.14</b>	R18.56
	≥ 66kV & ≤ 132kV	<b>588.99</b>	677.34	<b>178.40</b>	205.16	<b>96.85</b>	111.38	<b>192.12</b>	220.94	<b>132.23</b>	152.06	<b>83.90</b>	96.49	<b>R15.69</b>	R18.04
	> 132kV*	<b>555.21</b>	638.49	<b>168.22</b>	193.45	<b>91.29</b>	104.98	<b>181.09</b>	208.25	<b>124.61</b>	143.30	<b>79.04</b>	90.90	<b>R19.86</b>	R22.84
> 600km and ≤ 900km	< 500V	<b>623.07</b>	716.53	<b>188.75</b>	217.06	<b>102.47</b>	117.84	<b>203.25</b>	233.74	<b>139.91</b>	160.90	<b>88.73</b>	102.04	<b>R17.84</b>	R20.52
	≥ 500V & < 66kV	<b>614.46</b>	706.63	<b>186.17</b>	214.10	<b>101.08</b>	116.24	<b>200.44</b>	230.51	<b>137.97</b>	158.67	<b>87.52</b>	100.65	<b>R16.29</b>	R18.73
	≥ 66kV & ≤ 132kV	<b>595.01</b>	684.26	<b>180.25</b>	207.29	<b>97.86</b>	112.54	<b>194.08</b>	223.19	<b>133.61</b>	153.65	<b>84.77</b>	97.49	<b>R15.78</b>	R18.15
	> 132kV*	<b>560.80</b>	644.92	<b>169.85</b>	195.33	<b>92.30</b>	106.15	<b>182.92</b>	210.36	<b>125.89</b>	144.77	<b>79.89</b>	91.87	<b>R20.16</b>	R23.18
> 900km	< 500V	<b>629.34</b>	723.74	<b>190.72</b>	219.33	<b>103.51</b>	119.04	<b>205.32</b>	236.12	<b>141.29</b>	162.48	<b>89.66</b>	103.11	<b>R17.95</b>	R20.64
	≥ 500V & < 66kV	<b>620.57</b>	713.66	<b>187.97</b>	216.17	<b>102.04</b>	117.35	<b>202.40</b>	232.76	<b>139.28</b>	160.17	<b>88.38</b>	101.64	<b>R16.48</b>	R18.95
	≥ 66kV & ≤ 132kV	<b>600.97</b>	691.12	<b>182.03</b>	209.33	<b>98.84</b>	113.67	<b>196.02</b>	225.42	<b>134.92</b>	155.16	<b>85.59</b>	98.43	<b>R15.93</b>	R18.32
	> 132kV*	<b>566.26</b>	651.20	<b>171.61</b>	197.35	<b>93.24</b>	107.23	<b>184.83</b>	212.55	<b>127.26</b>	146.35	<b>80.77</b>	92.89	<b>R20.30</b>	R23.35

\*132 kV or Transmission connected

Distribution network charges						
Voltage	Network capacity charge [R/kVA/m]		Network demand charge [R/kVA/m]		Urban low voltage subsidy charge [R/kVA/m]	
		VAT incl		VAT incl		VAT incl
< 500V	<b>R34.79</b>	R40.01	<b>R65.96</b>	R75.85	<b>R0.00</b>	R0.00
≥ 500V & < 66kV	<b>R31.91</b>	R36.70	<b>R60.52</b>	R69.60	<b>R0.00</b>	R0.00
≥ 66kV & ≤ 132kV	<b>R11.40</b>	R13.11	<b>R21.09</b>	R24.25	<b>R28.11</b>	R32.33
> 132kV / Transmission connected	<b>R0.00</b>	R0.00	<b>R0.00</b>	R0.00	<b>R28.11</b>	R32.33

Voltage	Ancillary service charge [c/kWh]	
		VAT incl
< 500V	<b>0.80</b>	0.92
≥ 500V & < 66kV	<b>0.79</b>	0.91
≥ 66kV & ≤ 132kV	<b>0.77</b>	0.89
> 132kV*	<b>0.71</b>	0.82

\*132 kV or Transmission connected

Customer categories	Service charge [R/account/day]		Administration charge [R/POD/day]	
		VAT incl		VAT incl
> 1 MVA/MW	<b>R399.38</b>	R459.29	<b>R180.00</b>	R207.00
Key customers or Transmission connected generators	<b>R7 826.42</b>	R9 000.38	<b>R249.94</b>	R287.43

Reactive energy charge [c/kVAh] (loads)			
High season		Low season	
	VAT incl		VAT incl
<b>28.13</b>	32.35	<b>0.00</b>	0.00

'Electrification and rural network subsidy charge [c/kWh]		Affordability subsidy charge [c/kWh] Only payable by non-local authority tariffs	
	VAT incl		VAT incl
<b>15.56</b>	17.89	<b>9.23</b>	10.61

# MEGAFLEX Local Authority Charges

ACTIVE ENERGY CHARGE FOR LOADS (c/kWh)															
Transmission zone	Voltage	High demand season   Jun - Aug						Low demand season   Sep - May						Transmission network charges [R/kVA/m]	
		Peak		Standard		Off Peak		Peak		Standard		Off Peak			
			VAT incl		VAT incl		VAT incl		VAT incl		VAT incl		VAT incl		VAT incl
≤ 300km	< 500V	<b>634.05</b>	729.16	<b>192.94</b>	221.88	<b>105.28</b>	121.07	<b>207.57</b>	238.71	<b>143.26</b>	164.75	<b>91.31</b>	105.01	<b>R17.67</b>	R20.32
	≥ 500V & < 66kV	<b>624.05</b>	717.66	<b>189.08</b>	217.44	<b>102.70</b>	118.11	<b>203.57</b>	234.11	<b>140.10</b>	161.12	<b>88.91</b>	102.25	<b>R16.12</b>	R18.54
	≥ 66kV & ≤ 132kV	<b>604.37</b>	695.03	<b>183.08</b>	210.54	<b>99.43</b>	114.34	<b>197.16</b>	226.73	<b>135.73</b>	156.09	<b>86.08</b>	98.99	<b>R15.68</b>	R18.03
	> 132kV*	<b>569.57</b>	655.01	<b>172.54</b>	198.42	<b>93.69</b>	107.74	<b>185.80</b>	213.67	<b>127.87</b>	147.05	<b>81.11</b>	93.28	<b>R19.86</b>	R22.84
> 300km and ≤ 600km	< 500V	<b>639.22</b>	735.10	<b>193.63</b>	222.67	<b>105.13</b>	120.90	<b>208.52</b>	239.80	<b>143.55</b>	165.08	<b>91.08</b>	104.74	<b>R17.74</b>	R20.40
	≥ 500V & < 66kV	<b>630.30</b>	724.85	<b>190.94</b>	219.58	<b>103.68</b>	119.23	<b>205.65</b>	236.50	<b>141.52</b>	162.75	<b>89.77</b>	103.24	<b>R16.31</b>	R18.76
	≥ 66kV & ≤ 132kV	<b>610.28</b>	701.82	<b>184.86</b>	212.59	<b>100.39</b>	115.45	<b>199.09</b>	228.95	<b>137.00</b>	157.55	<b>86.90</b>	99.94	<b>R15.81</b>	R18.18
	> 132kV*	<b>575.26</b>	661.55	<b>174.31</b>	200.46	<b>94.63</b>	108.82	<b>187.62</b>	215.76	<b>129.18</b>	148.56	<b>81.91</b>	94.20	<b>R20.05</b>	R23.06
> 600km and ≤ 900km	< 500V	<b>645.60</b>	742.44	<b>195.58</b>	224.92	<b>106.18</b>	122.11	<b>210.57</b>	242.16	<b>144.97</b>	166.72	<b>91.97</b>	105.77	<b>R17.98</b>	R20.68
	≥ 500V & < 66kV	<b>636.65</b>	732.15	<b>192.84</b>	221.77	<b>104.74</b>	120.45	<b>207.72</b>	238.88	<b>142.87</b>	164.30	<b>90.68</b>	104.28	<b>R16.40</b>	R18.86
	≥ 66kV & ≤ 132kV	<b>616.50</b>	708.98	<b>186.72</b>	214.73	<b>101.38</b>	116.59	<b>201.04</b>	231.20	<b>138.36</b>	159.11	<b>87.75</b>	100.91	<b>R15.94</b>	R18.33
	> 132kV*	<b>581.03</b>	668.18	<b>176.05</b>	202.46	<b>95.58</b>	109.92	<b>189.56</b>	217.99	<b>130.45</b>	150.02	<b>82.75</b>	95.16	<b>R20.32</b>	R23.37
> 900km	< 500V	<b>652.06</b>	749.87	<b>197.56</b>	227.19	<b>107.28</b>	123.37	<b>212.74</b>	244.65	<b>146.39</b>	168.35	<b>92.89</b>	106.82	<b>R18.06</b>	R20.77
	≥ 500V & < 66kV	<b>643.01</b>	739.46	<b>194.77</b>	223.99	<b>105.79</b>	121.66	<b>209.73</b>	241.19	<b>144.35</b>	166.00	<b>91.54</b>	105.27	<b>R16.59</b>	R19.08
	≥ 66kV & ≤ 132kV	<b>622.70</b>	716.11	<b>188.65</b>	216.95	<b>102.44</b>	117.81	<b>203.12</b>	233.59	<b>139.77</b>	160.74	<b>88.67</b>	101.97	<b>R16.05</b>	R18.46
	> 132kV*	<b>586.75</b>	674.76	<b>177.82</b>	204.49	<b>96.65</b>	111.15	<b>191.50</b>	220.23	<b>131.81</b>	151.58	<b>83.66</b>	96.21	<b>R20.45</b>	R23.52

\*132 kV or Transmission connected

Distribution network charges						
Voltage	Network capacity charge [R/kVA/m]		Network demand charge [R/kVA/m]		Urban low voltage subsidy charge [R/kVA/m]	
		VAT incl		VAT incl		VAT incl
< 500V	<b>R35.24</b>	R40.53	<b>R66.75</b>	R76.76	<b>R0.00</b>	R0.00
≥ 500V & < 66kV	<b>R32.29</b>	R37.13	<b>R61.22</b>	R70.40	<b>R0.00</b>	R0.00
≥ 66kV & ≤ 132kV	<b>R11.55</b>	R13.28	<b>R21.37</b>	R24.58	<b>R28.29</b>	R32.53
> 132kV / Transmission connected	<b>R0.00</b>	R0.00	<b>R0.00</b>	R0.00	<b>R28.29</b>	R32.53

Voltage	Ancillary service charge [c/kWh]	
		VAT incl
< 500V	<b>0.82</b>	0.94
≥ 500V & < 66kV	<b>0.80</b>	0.92
≥ 66kV & ≤ 132kV	<b>0.73</b>	0.84
> 132kV*	<b>0.70</b>	0.81

\*132 kV or Transmission connected

Customer categories	Service charge [R/account/day]		Administration charge [R/POD/day]	
		VAT incl		VAT incl
> 1 MVA/MW	<b>R402.32</b>	R462.67	<b>R181.34</b>	R208.54
Key customers or Transmission connected generators	<b>R7 883.85</b>	R9 066.43	<b>R251.77</b>	R289.54

Reactive energy charge [c/kVAh] (loads)			
High season		Low season	
	VAT incl		VAT incl
<b>28.30</b>	32.55	<b>0.00</b>	0.00

Electrification and rural network subsidy charge [c/kWh]	
	VAT incl
<b>15.67</b>	18.02

An electricity tariff for Urban customers connected at medium voltage, high voltage and Transmission voltages that consume energy (importers of energy from the Transmission and Distribution System) and generate energy (exporters of energy to the Transmission and Distribution System) at the same point of supply (or metering point).

**The following charges shall apply for the consumption and generation of energy:**

- seasonally and **time-of-use** differentiated c/kWh **active energy charges** including losses, based on the seasonally and time-of-use differentiated c/kWh active energy charges including losses, based on the voltage of supply and the **Transmission zone** for energy supplied at the **POD**;
- three **time-of-use** periods namely **peak**, **standard** and **off-peak**, as specified in **APPENDIX A – ESKOM'S DEFINED TIME-OF-USE PERIODS**;
- the treatment of **public holidays** for the raising of the **active energy charge** and the network **demand charge** shall be as specified in **APPENDIX D – TREATMENT OF PUBLIC HOLIDAYS FOR 2024/25**;
- a R/account/day **service charge** based on the higher of the monthly **utilised capacity (MUC)** or the **maximum export capacity** of all points of supply/points of delivery linked to an account;
- a R/POD/point of supply/day **administration charge** based on **monthly utilised capacity (MUC)** and **maximum export capacity** of each **POD**/point of supply linked to an account;
- for **Transmission** connected supplies, the higher of the value of:
  - a. a R/kVA/month **Transmission network charge** (loads) payable each month based on the voltage of the supply, the **Transmission zone** and the **annual utilised capacity** measured at the **POD** applicable during all time periods; or
  - b. the R/kW/month **Transmission network charge** (generators) payable each month for transmission-connected generators based on the **Transmission zone** for generators and the **maximum export capacity** applicable during all time periods for each premise;
- for **Distribution** supplies connected supplies, the higher of the value of:
  - a. the R/kW/month **Distribution network capacity charge** for generators based on the voltage of the supply and the **maximum export capacity** measured at the **POD** applicable during all time periods; less
  - b. a **distribution losses charge** rebating **the network capacity charge**, based on **loss factors** specified in **APPENDIX F – LOSS FACTORS**, using the following formula:
  - c. energy produced in **each TOU period** × WEPS rates excluding losses in each **TOU period** × (**Distribution loss factor** × **Transmission loss factor** (for loads)-1) measured at each point of supply, but not beyond extinction); or the sum of
  - d. a R/kVA/month **Transmission network charge** (for loads) based on the voltage of the supply, the **Transmission zone** and the **annual utilised capacity** measured at the **POD** applicable during all time periods; and
  - e. the R/kVA/month **Distribution network capacity charge** for loads based on the voltage of the supply and **annual utilised capacity** measured at the **POD** applicable during all time periods; and
  - f. a R/kVA/month **Distribution network demand charge** based on the voltage of the supply and the chargeable demand at the **POD** measured during **peak** and **standard** periods;



For a description of the charges refer to the definitions on pages 6-9.

- for **Transmission** connected generators a losses charge based on **loss factors** specified in APPENDIX F – LOSS FACTORS at each point of supply is applied, using the TUoS transmission losses charges for generators formula;
  - a. energy produced in each **TOU period** x WEPS rates excluding losses in each **TOU period** x (**Transmission loss factor** (for generators)-1/**Transmission loss factor** (for generators));
- a R/kVA **urban low voltage subsidy charge** based on the voltage of the supply and charged on the **annual utilised capacity** measured at the **POD** applicable during all time periods;
- a c/kWh **ancillary service charge** applied on the total active energy supplied and produced in the month based on the voltage of the supply applicable during all time periods;
- a c/kVAh **reactive energy charge** supplied in excess of 30% (0,96 power factor or less) of the kWh recorded during the **peak** and **standard** periods. The excess reactive energy is determined per 30-minute integrating period and accumulated for the month and will only be applicable during the **high-demand season**;
- a c/kWh **electrification and rural subsidy** applied to the total active energy consumed in the month;
- a c/kWh **affordability subsidy charge** applied to the total active energy consumed in the month; and
- an **excess network capacity charge** shall be payable in the event of an NMD exceedance as specified in accordance with the **NMD rules** and as set out in APPENDIX C – NMD RULES for the relevant tariff.

#### Notes:

- A comparison is made on a monthly basis to determine the higher (in rand value) of the **network charges** as a consumer and as a generator located at the same point of supply/metering point, and these rand values will be used for billing purposes.
- The **network charges, losses charges, ancillary service charges** as well as **administration charges** and **service charge** applicable for generators will depend on whether the generator is **Transmission connected** or **Distribution connected**.

# MEGA FLEX GEN Non-Local Authority Charges

ACTIVE ENERGY CHARGE FOR LOADS (c/kWh)															
		High demand season   Jun - Aug						Low demand season   Sep - May						Transmission network charges [R/kVA/m]	
Transmission zone	Voltage	Peak		Standard		Off Peak		Peak		Standard		Off Peak			VAT incl
			VAT incl		VAT incl		VAT incl		VAT incl		VAT incl		VAT incl		
≤ 300km	< 500V	<b>611.94</b>	703.73	<b>186.18</b>	214.11	<b>101.66</b>	116.91	<b>200.38</b>	230.44	<b>138.26</b>	159.00	<b>88.15</b>	101.37	<b>R17.51</b>	R20.14
	≥ 500V & < 66kV	<b>602.34</b>	692.69	<b>182.47</b>	209.84	<b>99.11</b>	113.98	<b>196.46</b>	225.93	<b>135.24</b>	155.53	<b>85.80</b>	98.67	<b>R16.00</b>	R18.40
	≥ 66kV & ≤ 132kV	<b>583.26</b>	670.75	<b>176.67</b>	203.17	<b>95.96</b>	110.35	<b>190.28</b>	218.82	<b>130.92</b>	150.56	<b>83.11</b>	95.58	<b>R15.57</b>	R17.91
	> 132kV*	<b>549.70</b>	632.16	<b>166.49</b>	191.46	<b>90.44</b>	104.01	<b>179.37</b>	206.28	<b>123.42</b>	141.93	<b>78.31</b>	90.06	<b>R19.70</b>	R22.66
> 300km and ≤ 600km	< 500V	<b>616.92</b>	709.46	<b>186.92</b>	214.96	<b>101.49</b>	116.71	<b>201.26</b>	231.45	<b>138.57</b>	159.36	<b>87.91</b>	101.10	<b>R17.63</b>	R20.27
	≥ 500V & < 66kV	<b>608.35</b>	699.60	<b>184.27</b>	211.91	<b>100.07</b>	115.08	<b>198.48</b>	228.25	<b>136.57</b>	157.06	<b>86.64</b>	99.64	<b>R16.14</b>	R18.56
	≥ 66kV & ≤ 132kV	<b>588.99</b>	677.34	<b>178.40</b>	205.16	<b>96.85</b>	111.38	<b>192.12</b>	220.94	<b>132.23</b>	152.06	<b>83.90</b>	96.49	<b>R15.69</b>	R18.04
> 600km and ≤ 900km	< 500V	<b>623.07</b>	716.53	<b>188.75</b>	217.06	<b>102.47</b>	117.84	<b>203.25</b>	233.74	<b>139.91</b>	160.90	<b>88.73</b>	102.04	<b>R17.84</b>	R20.52
	≥ 500V & < 66kV	<b>614.46</b>	706.63	<b>186.17</b>	214.10	<b>101.08</b>	116.24	<b>200.44</b>	230.51	<b>137.97</b>	158.67	<b>87.52</b>	100.65	<b>R16.29</b>	R18.73
	≥ 66kV & ≤ 132kV	<b>595.01</b>	684.26	<b>180.25</b>	207.29	<b>97.86</b>	112.54	<b>194.08</b>	223.19	<b>133.61</b>	153.65	<b>84.77</b>	97.49	<b>R15.78</b>	R18.15
	> 132kV*	<b>560.80</b>	644.92	<b>169.85</b>	195.33	<b>92.30</b>	106.15	<b>182.92</b>	210.36	<b>125.89</b>	144.77	<b>79.89</b>	91.87	<b>R20.16</b>	R23.18
> 900km	< 500V	<b>629.34</b>	723.74	<b>190.72</b>	219.33	<b>103.51</b>	119.04	<b>205.32</b>	236.12	<b>141.29</b>	162.48	<b>89.66</b>	103.11	<b>R17.95</b>	R20.64
	≥ 500V & < 66kV	<b>620.57</b>	713.66	<b>187.97</b>	216.17	<b>102.04</b>	117.35	<b>202.40</b>	232.76	<b>139.28</b>	160.17	<b>88.38</b>	101.64	<b>R16.48</b>	R18.95
	≥ 66kV & ≤ 132kV	<b>600.97</b>	691.12	<b>182.03</b>	209.33	<b>98.84</b>	113.67	<b>196.02</b>	225.42	<b>134.92</b>	155.16	<b>85.59</b>	98.43	<b>R15.93</b>	R18.32
	> 132kV*	<b>566.26</b>	651.20	<b>171.61</b>	197.35	<b>93.24</b>	107.23	<b>184.83</b>	212.55	<b>127.26</b>	146.35	<b>80.77</b>	92.89	<b>R20.30</b>	R23.35
<b>WEPS energy rate excluding losses</b>		<b>543.88</b>	625.46	<b>164.73</b>	189.44	<b>89.48</b>	102.90	<b>177.47</b>	204.09	<b>122.11</b>	140.43	<b>77.48</b>	89.10		

\*132 kV or Transmission connected

Distribution network charges for loads						
Voltage	Network capacity charge [R/kVA/m]		Network demand charge [R/kVA/m]		Urban low voltage subsidy charge [R/kVA/m]	
		VAT incl		VAT incl		VAT incl
< 500V	<b>R34.79</b>	R40.01	<b>R65.96</b>	R75.85	<b>R0.00</b>	R0.00
≥ 500V & < 66kV	<b>R31.91</b>	R36.70	<b>R60.52</b>	R69.60	<b>R0.00</b>	R0.00
≥ 66kV & ≤ 132kV	<b>R11.40</b>	R13.11	<b>R21.09</b>	R24.25	<b>R28.11</b>	R32.33
> 132kV / Transmission connected	<b>R0.00</b>	R0.00	<b>R0.00</b>	R0.00	<b>R28.11</b>	R32.33

Customer categories [kVA or MVA = loads] [kW or MW = generators]	Service charge [R/account/day]		Administration charge [R/POD/day]	
		VAT incl		VAT incl
≤ 100 kVA/ kW	<b>R28.42</b>	R32.68	<b>R6.25</b>	R7.19
> 100 kVA/ kW & ≤ 500 kVA/ kW	<b>R129.81</b>	R149.28	<b>R36.42</b>	R41.88
> 500 kVA/ kW & ≤ 1 MVA/MW	<b>R399.38</b>	R459.29	<b>R72.29</b>	R83.13
> 1 MVA/MW	<b>R399.38</b>	R459.29	<b>R180.00</b>	R207.00
Key customers or Transmission connected generators	<b>R7 826.42</b>	R9 000.38	<b>R249.94</b>	R287.43

# MEGAFLEX GEN Non-Local Authority Charges

Transmission network charges for generators		
TUoS [ > 132kV]	Network charge [R/kW]	
		VAT incl
Cape	<b>R0.00</b>	R0.00
Karoo	<b>R0.00</b>	R0.00
KwaZulu-Natal	<b>R4.14</b>	R4.76
Vaal	<b>R13.77</b>	R15.84
Waterberg	<b>R17.63</b>	R20.27
Mpumalanga	<b>R16.36</b>	R18.81

Distribution network charges for generators		
TUoS [ > 132kV]	Network charge [R/kW/m]	
		VAT incl
< 500V		
≥ 500V & < 66kV		
≥ 66kV & ≤ 132kV	<b>R28.13</b>	R32.35

*\*The Distribution network charge will be rebated by the Losses charge, but not beyond extinction*

Ancillary service charge for loads and generators		
Voltage	Ancillary service charge [c/kWh]	
		VAT incl
< 500V	<b>0.80</b>	0.92
≥ 500V & < 66kV	<b>0.79</b>	0.91
≥ 66kV & ≤ 132kV	<b>0.77</b>	0.89
> 132kV*	<b>0.71</b>	0.82

*\*132 kV or Transmission connected*

Applicable to loads			
Electrification and rural network subsidy charge [c/kWh]	Affordability subsidy charge [c/kWh] Only payable by non-local authority tariffs		
	VAT incl		VAT incl
<b>15.56</b>	17.89	<b>9.23</b>	10.61

Reactive energy charge [c/kVAh] (loads)			
High season		Low season	
	VAT incl		VAT incl
<b>28.13</b>	32.35	<b>0.00</b>	0.00

## Losses charge for generators

Distribution connected generators			
<b>FORMULA</b>			
Distribution = ((Energy produced x WEPS rate excluding losses) x (Distribution loss factor x Transmission loss factor-1)) in each TOU period			
Transmission loss factors for Distribution connected		Distribution loss factors	
Distance from Johannesburg		Voltage	
≤ 300km	<b>1,0107</b>	< 500V	<b>1,1111</b>
> 300km & ≤ 600km	<b>1,0208</b>	≥ 500V & < 66kV	<b>1,0957</b>
> 600km & ≤ 900km	<b>1,0310</b>	≥ 66kV & ≤ 132kV	<b>1,0611</b>
> 900km	<b>1,0413</b>	> 132kV*	<b>1,0000</b>

Transmission connected generators	
<b>FORMULA</b>	
Transmission = (Energy produced x WEPS rate excluding losses) x (Transmission loss factor-1/Transmission loss factor) in each TOU period	
Generator loss factor	
Cape	<b>0,9710</b>
Karoo	<b>0,9950</b>
KwaZulu-Natal	<b>1,0040</b>
Vaal	<b>1,0200</b>
Waterberg	<b>1,0230</b>
Mpumalanga	<b>1,0210</b>



**TOU electricity tariff for Urban customers with an NMD from 16 kVA up to 5 MVA, with the following charges:**

- seasonally and **time-of-use** differentiated c/kWh **active energy charges** including losses, based on the voltage of supply and the **Transmission zone**;
- three **time-of-use** periods namely **peak, standard** and **off-peak**, as specified in **APPENDIX A – ESKOM'S DEFINED TIME-OF-USE PERIODS**;
- the treatment of **public holidays** for the raising of the **active energy charge** and the **network demand charge** shall be as specified in **APPENDIX D – TREATMENT OF PUBLIC HOLIDAYS FOR 2024/25**;
- a R/kVA/month **network capacity charge** combining the **Transmission** and **Distribution network capacity charges** based on the voltage of the supply, the **Transmission zone** and the **annual utilised capacity** measured at the **POD** applicable during all time periods;
- a c/kWh **Distribution network demand charge** based on the voltage of the supply and the energy measured at the **POD** during the **peak** and **standard** periods;
- a R/kVA urban **low voltage subsidy charge** based on the voltage of the supply and charged on the annual **utilised capacity** measured at the **POD** applicable during all time periods;
- a c/kWh **ancillary service charge** based on the voltage of the supply applicable during all time periods;
- a R/account/day **service charge** based on the **monthly utilised capacity** of each **account**;
- a R/POD/day **administration charge** based on the **monthly utilised capacity** of each **POD** linked to an **account**;
- a c/kVAh **reactive energy charge** supplied in excess of 30% (0,96 power factor or less) of the kWh recorded during the entire billing period. The excess reactive energy is determined using the billing period totals and will only be applicable during the **high-demand season**;
- a c/kWh **electrification and rural network subsidy charge**, applied to the total active energy measured at the **POD** in the month;
- a c/kWh **affordability subsidy charge** applied to the total active energy purchased from Eskom at the **POD** in the month – applicable to **non-local authority** tariffs only; and
- an **excess network capacity charge** shall be payable in the event of an NMD exceedance as specified in accordance with the **NMD rules** and as set out in **APPENDIX C – NMD RULES** for the relevant tariff.



For a description of the charges refer to the definitions on pages 6-9.

# MINIFLEX Non-Local Authority Charges

		ACTIVE ENERGY CHARGE (c/kWh)													
		High demand season   Jun - Aug						Low demand season   Sep - May						Network capacity charge [R/kVA/m]	
Transmission zone	Voltage	Peak		Standard		Off Peak		Peak		Standard		Off Peak			VAT incl
			VAT incl		VAT incl		VAT incl		VAT incl		VAT incl		VAT incl		
≤ 300km	< 500V	<b>611.94</b>	703.73	<b>186.18</b>	214.11	<b>101.66</b>	116.91	<b>200.38</b>	230.44	<b>138.26</b>	159.00	<b>88.15</b>	101.37	<b>R52.22</b>	R60.05
	≥ 500V & < 66kV	<b>602.34</b>	692.69	<b>182.47</b>	209.84	<b>99.11</b>	113.98	<b>196.46</b>	225.93	<b>135.24</b>	155.53	<b>85.80</b>	98.67	<b>R47.87</b>	R55.05
	≥ 66kV & ≤ 132kV	<b>583.26</b>	670.75	<b>176.67</b>	203.17	<b>95.96</b>	110.35	<b>190.28</b>	218.82	<b>130.92</b>	150.56	<b>83.11</b>	95.58	<b>R26.89</b>	R30.92
	> 132kV*	<b>549.70</b>	632.16	<b>166.49</b>	191.46	<b>90.44</b>	104.01	<b>179.37</b>	206.28	<b>123.42</b>	141.93	<b>78.31</b>	90.06	<b>R19.59</b>	R22.53
> 300km and ≤ 600km	< 500V	<b>616.92</b>	709.46	<b>186.92</b>	214.96	<b>101.49</b>	116.71	<b>201.26</b>	231.45	<b>138.57</b>	159.36	<b>87.91</b>	101.10	<b>R52.36</b>	R60.21
	≥ 500V & < 66kV	<b>608.35</b>	699.60	<b>184.27</b>	211.91	<b>100.07</b>	115.08	<b>198.48</b>	228.25	<b>136.57</b>	157.06	<b>86.64</b>	99.64	<b>R48.03</b>	R55.23
	≥ 66kV & ≤ 132kV	<b>588.99</b>	677.34	<b>178.40</b>	205.16	<b>96.85</b>	111.38	<b>192.12</b>	220.94	<b>132.23</b>	152.06	<b>83.90</b>	96.49	<b>R26.99</b>	R31.04
	> 132kV*	<b>555.21</b>	638.49	<b>168.22</b>	193.45	<b>91.29</b>	104.98	<b>181.09</b>	208.25	<b>124.61</b>	143.30	<b>79.04</b>	90.90	<b>R19.81</b>	R22.78
> 600km and ≤ 900km	< 500V	<b>623.07</b>	716.53	<b>188.75</b>	217.06	<b>102.47</b>	117.84	<b>203.25</b>	233.74	<b>139.91</b>	160.90	<b>88.73</b>	102.04	<b>R52.62</b>	R60.51
	≥ 500V & < 66kV	<b>614.46</b>	706.63	<b>186.17</b>	214.10	<b>101.08</b>	116.24	<b>200.44</b>	230.51	<b>137.97</b>	158.67	<b>87.52</b>	100.65	<b>R48.17</b>	R55.40
	≥ 66kV & ≤ 132kV	<b>595.01</b>	684.26	<b>180.25</b>	207.29	<b>97.86</b>	112.54	<b>194.08</b>	223.19	<b>133.61</b>	153.65	<b>84.77</b>	97.49	<b>R27.16</b>	R31.23
	> 132kV*	<b>560.80</b>	644.92	<b>169.85</b>	195.33	<b>92.30</b>	106.15	<b>182.92</b>	210.36	<b>125.89</b>	144.77	<b>79.89</b>	91.87	<b>R20.09</b>	R23.10
> 900km	< 500V	<b>629.34</b>	723.74	<b>190.72</b>	219.33	<b>103.51</b>	119.04	<b>205.32</b>	236.12	<b>141.29</b>	162.48	<b>89.66</b>	103.11	<b>R52.65</b>	R60.55
	≥ 500V & < 66kV	<b>620.57</b>	713.66	<b>187.97</b>	216.17	<b>102.04</b>	117.35	<b>202.40</b>	232.76	<b>139.28</b>	160.17	<b>88.38</b>	101.64	<b>R48.33</b>	R55.58
	≥ 66kV & ≤ 132kV	<b>600.97</b>	691.12	<b>182.03</b>	209.33	<b>98.84</b>	113.67	<b>196.02</b>	225.42	<b>134.92</b>	155.16	<b>85.59</b>	98.43	<b>R27.26</b>	R31.35
	> 132kV*	<b>566.26</b>	651.20	<b>171.61</b>	197.35	<b>93.24</b>	107.23	<b>184.83</b>	212.55	<b>127.26</b>	146.35	<b>80.77</b>	92.89	<b>R20.24</b>	R23.28

\*132 kV or Transmission connected

Customer categories [kVA or MVA = loads] [kW or MW = generators]	Service charge [R/account/day]		Administration charge [R/POD/day]	
		VAT incl		VAT incl
≤ 100 kVA/ kW	<b>R28.42</b>	R32.68	<b>R6.25</b>	R7.19
> 100 kVA/ kW & ≤ 500 kVA/ kW	<b>R129.81</b>	R149.28	<b>R36.42</b>	R41.88
> 500 kVA/ kW & ≤ 1 MVA/MW	<b>R399.38</b>	R459.29	<b>R72.29</b>	R83.13
> 1 MVA/MW	<b>R399.38</b>	R459.29	<b>R180.00</b>	R207.00
Key customers or Transmission connected generators	<b>R7 826.42</b>	R9 000.38	<b>R249.94</b>	R287.43

Urban low voltage subsidy charge [R/kVA/m]		
		VAT incl
< 500V	<b>0.00</b>	0.00
≥ 500V & < 66kV	<b>0.00</b>	0.00
≥ 66kV & ≤ 132kV	<b>28.11</b>	32.33
> 132kV*	<b>28.11</b>	32.33

\*132 kV or Transmission connected

Voltage	Ancillary service charge [c/kWh]		Network demand charge [c/kWh] [Peak & Standard]	
		VAT incl		VAT incl
< 500V	<b>0.80</b>	0.92	<b>32.33</b>	37.18
≥ 500V & < 66kV	<b>0.79</b>	0.91	<b>13.55</b>	15.58
≥ 66kV & ≤ 132kV	<b>0.77</b>	0.89	<b>4.72</b>	5.43
> 132kV*	<b>0.71</b>	0.82	<b>0.00</b>	0.00

\*132 kV or Transmission connected

Electrification and rural network subsidy charge [c/kWh]		Affordability subsidy charge [c/kWh] Only payable by non-local authority tariffs	
	VAT incl		VAT incl
<b>15.56</b>	17.89	<b>9.23</b>	10.61

Reactive energy charge [c/kVArh]			
High season		Low season	
	VAT incl		VAT incl
<b>12.25</b>	14.09	<b>0.00</b>	0.00

# MINIFLEX Local Authority Charges

		ACTIVE ENERGY CHARGE FOR LOADS (c/kWh)													
		High demand season   Jun - Aug						Low demand season   Sep - May						Transmission network charges [R/kVA/m]	
Transmission zone	Voltage	Peak		Standard		Off Peak		Peak		Standard		Off Peak		VAT incl	VAT incl
			VAT incl		VAT incl		VAT incl		VAT incl		VAT incl		VAT incl		
≤ 300km	< 500V	<b>634.05</b>	729.16	<b>192.94</b>	221.88	<b>105.28</b>	121.07	<b>207.57</b>	238.71	<b>143.26</b>	164.75	<b>91.31</b>	105.01	<b>R52.88</b>	R60.81
	≥ 500V & < 66kV	<b>624.05</b>	717.66	<b>189.08</b>	217.44	<b>102.70</b>	118.11	<b>203.57</b>	234.11	<b>140.10</b>	161.12	<b>88.91</b>	102.25	<b>R48.41</b>	R55.67
	≥ 66kV & ≤ 132kV	<b>604.37</b>	695.03	<b>183.08</b>	210.54	<b>99.43</b>	114.34	<b>197.16</b>	226.73	<b>135.73</b>	156.09	<b>86.08</b>	98.99	<b>R27.19</b>	R31.27
	> 132kV*	<b>569.57</b>	655.01	<b>172.54</b>	198.42	<b>93.69</b>	107.74	<b>185.80</b>	213.67	<b>127.87</b>	147.05	<b>81.11</b>	93.28	<b>R19.86</b>	R22.84
> 300km and ≤ 600km	< 500V	<b>639.22</b>	735.10	<b>193.63</b>	222.67	<b>105.13</b>	120.90	<b>208.52</b>	239.80	<b>143.55</b>	165.08	<b>91.08</b>	104.74	<b>R52.97</b>	R60.92
	≥ 500V & < 66kV	<b>630.30</b>	724.85	<b>190.94</b>	219.58	<b>103.68</b>	119.23	<b>205.65</b>	236.50	<b>141.52</b>	162.75	<b>89.77</b>	103.24	<b>R48.62</b>	R55.91
	≥ 66kV & ≤ 132kV	<b>610.28</b>	701.82	<b>184.86</b>	212.59	<b>100.39</b>	115.45	<b>199.09</b>	228.95	<b>137.00</b>	157.55	<b>86.90</b>	99.94	<b>R27.33</b>	R31.43
	> 132kV*	<b>575.26</b>	661.55	<b>174.31</b>	200.46	<b>94.63</b>	108.82	<b>187.62</b>	215.76	<b>129.18</b>	148.56	<b>81.91</b>	94.20	<b>R20.05</b>	R23.06
> 600km and ≤ 900km	< 500V	<b>645.60</b>	742.44	<b>195.58</b>	224.92	<b>106.18</b>	122.11	<b>210.57</b>	242.16	<b>144.97</b>	166.72	<b>91.97</b>	105.77	<b>R53.25</b>	R61.24
	≥ 500V & < 66kV	<b>636.65</b>	732.15	<b>192.84</b>	221.77	<b>104.74</b>	120.45	<b>207.72</b>	238.88	<b>142.87</b>	164.30	<b>90.68</b>	104.28	<b>R48.74</b>	R56.05
	≥ 66kV & ≤ 132kV	<b>616.50</b>	708.98	<b>186.72</b>	214.73	<b>101.38</b>	116.59	<b>201.04</b>	231.20	<b>138.36</b>	159.11	<b>87.75</b>	100.91	<b>R27.47</b>	R31.59
	> 132kV*	<b>581.03</b>	668.18	<b>176.05</b>	202.46	<b>95.58</b>	109.92	<b>189.56</b>	217.99	<b>130.45</b>	150.02	<b>82.75</b>	95.16	<b>R20.32</b>	R23.37
> 900km	< 500V	<b>652.06</b>	749.87	<b>197.56</b>	227.19	<b>107.28</b>	123.37	<b>212.74</b>	244.65	<b>146.39</b>	168.35	<b>92.89</b>	106.82	<b>R53.27</b>	R61.26
	≥ 500V & < 66kV	<b>643.01</b>	739.46	<b>194.77</b>	223.99	<b>105.79</b>	121.66	<b>209.73</b>	241.19	<b>144.35</b>	166.00	<b>91.54</b>	105.27	<b>R48.95</b>	R56.29
	≥ 66kV & ≤ 132kV	<b>622.70</b>	716.11	<b>188.65</b>	216.95	<b>102.44</b>	117.81	<b>203.12</b>	233.59	<b>139.77</b>	160.74	<b>88.67</b>	101.97	<b>R27.57</b>	R31.71
	> 132kV*	<b>586.75</b>	674.76	<b>177.82</b>	204.49	<b>96.65</b>	111.15	<b>191.50</b>	220.23	<b>131.81</b>	151.58	<b>83.66</b>	96.21	<b>R20.45</b>	R23.52

\*132 kV or Transmission connected

Customer categories	Service charge [R/account/day]		Administration charge [R/POD/day]	
		VAT incl		VAT incl
≤ 100 kVA	<b>R28.61</b>	R32.90	<b>R6.27</b>	R7.21
> 100 kVA & ≤ 500 kVA	<b>R130.73</b>	R150.34	<b>R36.61</b>	R42.10
> 500 kVA & ≤ 1 MVA	<b>R402.32</b>	R462.67	<b>R72.83</b>	R83.75
> 1 MVA	<b>R402.32</b>	R462.67	<b>R181.34</b>	R208.54
Key customers	<b>R7 883.85</b>	R9 066.43	<b>R251.77</b>	R289.54

\*132 kV or Transmission connected

Urban low voltage subsidy charge [R/kVA/m]		VAT incl
< 500V	<b>0.00</b>	0.00
≥ 500V & < 66kV	<b>0.00</b>	0.00
≥ 66kV & ≤ 132kV	<b>28.29</b>	32.53
> 132kV*	<b>28.29</b>	32.53

\*132 kV or Transmission connected

Voltage	Ancillary service charge [c/kWh]		Network demand charge [c/kWh] [Peak & Standard]	
		VAT incl		VAT incl
< 500V	<b>0.82</b>	0.94	<b>32.71</b>	37.62
≥ 500V & < 66kV	<b>0.80</b>	0.92	<b>13.74</b>	15.80
≥ 66kV & ≤ 132kV	<b>0.73</b>	0.84	<b>4.75</b>	5.46
> 132kV*	<b>0.70</b>	0.81	<b>0.00</b>	0.00

\*132 kV or Transmission connected

Electrification and rural network subsidy charge [c/kWh]	
	VAT incl
<b>15.67</b>	18.02

Reactive energy charge [c/kVArh]			
High season		Low season	
	VAT incl		VAT incl
<b>12.41</b>	14.27	<b>0.00</b>	0.00

## **NIGHTSAVE** Urban Large

Electricity tariff suitable for high load factor Urban customers with an NMD greater than 1 MVA and without grid-tied generation<sup>1</sup>, with the following charges:

## **NIGHTSAVE** Urban Small

Electricity tariff suitable for high load factor Urban customers with an NMD from 25 kVA to 1 MVA and without grid-tied generation<sup>1</sup>, with the following charges:

- seasonally differentiated c/kWh **active energy charges** including losses based on the voltage of the supply and the **Transmission zone**;
- seasonally differentiated **R/kVA energy demand charges** based on the voltage of the supply, the **Transmission zone** and charged on the **chargeable demand** in **peak** periods as specified in APPENDIX A – ESKOM'S DEFINED TIME-OF-USE PERIODS;
- the treatment of **public holidays** for the raising of the **energy demand charge** and the **network demand charge** shall be as specified in APPENDIX D – TREATMENT OF PUBLIC HOLIDAYS FOR 2024/25;
- a R/kVA **transmission network charge** based on the voltage of the supply, the **Transmission zone** and charged on the **annual utilised capacity** measured at the **POD** applicable during all time periods;
- a R/kVA **Distribution network capacity charge** based on the voltage of the supply and the **annual utilised capacity** measured at the **POD** applicable during all time periods;
- a R/kVA **Distribution network demand charge** based on the voltage of the supply and the **chargeable demand** measured at the **POD** applicable during **peak** periods only;
- a R/kVA **urban low voltage subsidy charge** applicable to > 66 kV supplies based on the voltage of the supply and charged on the **annual utilised capacity** measured at the **POD** applicable during all time periods;
- a c/kWh **ancillary service charge** based on the voltage of the supply applicable during all time periods;
- a R/account/day **service charge** based on the monthly utilised capacity of each **POD** linked to an account;
- a R/POD/day administration charge based on the **monthly utilised capacity** of each **POD** linked to an account;
- a c/kWh **electrification and rural network subsidy charge** applied to the total active energy measured at the **POD** in the month;
- a c/kWh **affordability subsidy charge** applied to the total active energy purchased from Eskom at the **POD** in the month – applicable to **non-local authority** tariffs only; and
- an **excess network capacity charge** shall be payable in the event of an NMD exceedance as specified in accordance with the **NMD rules** and as set out in APPENDIX C – NMD RULES for the relevant tariff.

<sup>1</sup>For grid-tied generation a TOU tariff is mandatory

# NIGHTSAVE Urban Large Non-Local Authority Charges

Transmission zone	Voltage	Active energy charge [c/kWh]				Energy demand charge [R/kVA/m]				Transmission network charges [R/kVA/m]	
		High demand season Jun - Aug		Low demand season Sep - May		High demand season Jun - Aug		Low demand season Sep - May			VAT incl
			VAT incl		VAT incl		VAT incl		VAT incl		
≤ 300km	< 500V	<b>151.14</b>	173.81	<b>117.49</b>	135.11	<b>459.88</b>	528.86	<b>64.27</b>	73.91	<b>R17.51</b>	R20.14
	≥ 500V & < 66kV	<b>143.11</b>	164.58	<b>111.70</b>	128.46	<b>445.10</b>	511.87	<b>62.21</b>	71.54	<b>R16.00</b>	R18.40
	≥ 66kV & ≤ 132kV	<b>142.06</b>	163.37	<b>110.37</b>	126.93	<b>428.90</b>	493.24	<b>59.96</b>	68.95	<b>R15.57</b>	R17.91
	> 132kV*	<b>132.89</b>	152.82	<b>103.33</b>	118.83	<b>413.72</b>	475.78	<b>57.82</b>	66.49	<b>R19.70</b>	R22.66
> 300km and ≤ 600km	< 500V	<b>153.16</b>	176.13	<b>118.78</b>	136.60	<b>464.61</b>	534.30	<b>64.89</b>	74.62	<b>R17.63</b>	R20.27
	≥ 500V & < 66kV	<b>146.12</b>	168.04	<b>113.99</b>	131.09	<b>449.63</b>	517.07	<b>62.76</b>	72.17	<b>R16.14</b>	R18.56
	≥ 66kV & ≤ 132kV	<b>145.04</b>	166.80	<b>112.62</b>	129.51	<b>433.14</b>	498.11	<b>60.52</b>	69.60	<b>R15.69</b>	R18.04
	> 132kV*	<b>135.69</b>	156.04	<b>105.43</b>	121.24	<b>417.94</b>	480.63	<b>58.35</b>	67.10	<b>R19.86</b>	R22.84
> 600km and ≤ 900km	< 500V	<b>154.58</b>	177.77	<b>119.93</b>	137.92	<b>469.37</b>	539.78	<b>65.56</b>	75.39	<b>R17.84</b>	R20.52
	≥ 500V & < 66kV	<b>147.57</b>	169.71	<b>115.18</b>	132.46	<b>454.14</b>	522.26	<b>63.47</b>	72.99	<b>R16.29</b>	R18.73
	≥ 66kV & ≤ 132kV	<b>146.45</b>	168.42	<b>113.73</b>	130.79	<b>437.51</b>	503.14	<b>61.13</b>	70.30	<b>R15.78</b>	R18.15
	> 132kV*	<b>137.01</b>	157.56	<b>106.52</b>	122.50	<b>422.11</b>	485.43	<b>58.93</b>	67.77	<b>R20.16</b>	R23.18
> 900km	< 500V	<b>156.24</b>	179.68	<b>121.14</b>	139.31	<b>473.93</b>	545.02	<b>66.19</b>	76.12	<b>R17.95</b>	R20.64
	≥ 500V & < 66kV	<b>149.00</b>	171.35	<b>116.28</b>	133.72	<b>458.68</b>	527.48	<b>64.04</b>	73.65	<b>R16.48</b>	R18.95
	≥ 66kV & ≤ 132kV	<b>147.97</b>	170.17	<b>114.84</b>	132.07	<b>441.96</b>	508.25	<b>61.75</b>	71.01	<b>R15.93</b>	R18.32
	> 132kV*	<b>138.48</b>	159.25	<b>107.68</b>	123.83	<b>426.39</b>	490.35	<b>59.53</b>	68.46	<b>R20.30</b>	R23.35

\*132 kV or Transmission connected

Distribution network charges						
Voltage	Network capacity charge [R/kVA/m]		Network demand charge [R/kVA/m]		Urban low voltage subsidy charge [R/kVA/m]	
		VAT incl		VAT incl		VAT incl
< 500V	<b>R34.79</b>	R40.01	<b>R65.96</b>	R75.85	<b>R0.00</b>	R0.00
≥ 500V & < 66kV	<b>R31.91</b>	R36.70	<b>R60.52</b>	R69.60	<b>R0.00</b>	R0.00
≥ 66kV & ≤ 132kV	<b>R11.40</b>	R13.11	<b>R21.09</b>	R24.25	<b>R28.11</b>	R32.33
> 132kV/ Transmission connected	<b>R0.00</b>	R0.00	<b>R0.00</b>	R0.00	<b>R28.11</b>	R32.33

Voltage	Ancillary service charge [c/kWh]	
		VAT incl
< 500V	<b>0.80</b>	0.92
≥ 500V & < 66kV	<b>0.79</b>	0.91
≥ 66kV & ≤ 132kV	<b>0.77</b>	0.89
> 132kV*	<b>0.71</b>	0.82

\*132 kV or Transmission connected

Customer categories	Service charge [R/account/day]		Administration charge [R/POD/day]	
		VAT incl		VAT incl
>1 MVA	<b>R399.38</b>	R459.29	<b>R180.00</b>	R207.00
Key customers	<b>R7 826.42</b>	R9 000.38	<b>R249.94</b>	R287.43

Electrification and rural network subsidy charge [c/kWh]	Affordability subsidy charge [c/kWh] Only payable by non-local authority tariffs	
	VAT incl	VAT incl
<b>15.56</b>	17.89	<b>9.23</b>
		10.61

# NIGHTSAVE Urban Large Local Authority Charges

Transmission zone	Voltage	Active energy charge [c/kWh]				Energy demand charge [R/kVA/m]				Transmission network charges [R/kVA/m]	
		High demand season Jun - Aug		Low demand season Sep - May		High demand season Jun - Aug		Low demand season Sep - May			VAT incl
			VAT incl		VAT incl		VAT incl		VAT incl		
≤ 300km	< 500V	<b>156.61</b>	180.10	<b>121.77</b>	140.04	<b>467.55</b>	537.68	<b>65.32</b>	75.12	<b>R17.67</b>	R20.32
	≥ 500V & < 66kV	<b>148.29</b>	170.53	<b>115.75</b>	133.11	<b>452.54</b>	520.42	<b>63.28</b>	72.77	<b>R16.12</b>	R18.54
	≥ 66kV & ≤ 132kV	<b>147.20</b>	169.28	<b>114.33</b>	131.48	<b>436.06</b>	501.47	<b>60.95</b>	70.09	<b>R15.68</b>	R18.03
	> 132kV*	<b>137.71</b>	158.37	<b>107.07</b>	123.13	<b>420.66</b>	483.76	<b>58.76</b>	67.57	<b>R19.86</b>	R22.84
> 300km and ≤ 600km	< 500V	<b>158.65</b>	182.45	<b>123.09</b>	141.55	<b>472.40</b>	543.26	<b>65.95</b>	75.84	<b>R17.74</b>	R20.40
	≥ 500V & < 66kV	<b>151.39</b>	174.10	<b>118.09</b>	135.80	<b>457.10</b>	525.67	<b>63.83</b>	73.40	<b>R16.31</b>	R18.76
	≥ 66kV & ≤ 132kV	<b>150.27</b>	172.81	<b>116.72</b>	134.23	<b>440.41</b>	506.47	<b>61.53</b>	70.76	<b>R15.81</b>	R18.18
	> 132kV*	<b>140.54</b>	161.62	<b>109.28</b>	125.67	<b>424.92</b>	488.66	<b>59.34</b>	68.24	<b>R20.05</b>	R23.06
> 600km and ≤ 900km	< 500V	<b>160.16</b>	184.18	<b>124.24</b>	142.88	<b>477.18</b>	548.76	<b>66.66</b>	76.66	<b>R17.98</b>	R20.68
	≥ 500V & < 66kV	<b>152.92</b>	175.86	<b>119.31</b>	137.21	<b>461.76</b>	531.02	<b>64.52</b>	74.20	<b>R16.40</b>	R18.86
	≥ 66kV & ≤ 132kV	<b>151.77</b>	174.54	<b>117.88</b>	135.56	<b>444.84</b>	511.57	<b>62.13</b>	71.45	<b>R15.94</b>	R18.33
	> 132kV*	<b>141.96</b>	163.25	<b>110.38</b>	126.94	<b>429.22</b>	493.60	<b>59.98</b>	68.98	<b>R20.32</b>	R23.37
> 900km	< 500V	<b>161.88</b>	186.16	<b>125.50</b>	144.33	<b>481.88</b>	554.16	<b>67.32</b>	77.42	<b>R18.06</b>	R20.77
	≥ 500V & < 66kV	<b>154.44</b>	177.61	<b>120.45</b>	138.52	<b>466.37</b>	536.33	<b>65.10</b>	74.87	<b>R16.59</b>	R19.08
	≥ 66kV & ≤ 132kV	<b>153.29</b>	176.28	<b>119.01</b>	136.86	<b>449.34</b>	516.74	<b>62.80</b>	72.22	<b>R16.05</b>	R18.46
	> 132kV*	<b>143.52</b>	165.05	<b>111.60</b>	128.34	<b>433.53</b>	498.56	<b>60.52</b>	69.60	<b>R20.45</b>	R23.52

\*132 kV or Transmission connected

Distribution network charges						
Voltage	Network capacity charge [R/kVA/m]		Network demand charge [R/kVA/m]		Urban low voltage subsidy charge [R/kVA/m]	
		VAT incl		VAT incl		VAT incl
< 500V	<b>R35.24</b>	R40.53	<b>R66.75</b>	R76.76	<b>R0.00</b>	R0.00
≥ 500V & < 66kV	<b>R32.29</b>	R37.13	<b>R61.22</b>	R70.40	<b>R0.00</b>	R0.00
≥ 66kV & ≤ 132kV	<b>R11.55</b>	R13.28	<b>R21.37</b>	R24.58	<b>R28.29</b>	R32.53
> 132kV/ Transmission connected	<b>R0.00</b>	R0.00	<b>R0.00</b>	R0.00	<b>R28.29</b>	R32.53

Voltage	Ancillary service charge [c/kWh]	
		VAT incl
< 500V	<b>0.82</b>	0.94
≥ 500V & < 66kV	<b>0.80</b>	0.92
≥ 66kV & ≤ 132kV	<b>0.73</b>	0.84
> 132kV*	<b>0.70</b>	0.81

\*132 kV or Transmission connected

Customer categories	Service charge [R/account/day]		Administration charge [R/POD/day]	
		VAT incl		VAT incl
>1 MVA	<b>R402.32</b>	R462.67	<b>R181.34</b>	R208.54
Key customers	<b>R7 883.85</b>	R9 066.43	<b>R251.77</b>	R289.54

Electrification and rural network subsidy charge [c/kWh]	
	VAT incl
<b>15.67</b>	18.02

# NIGHTSAVE Urban Small Non-Local Authority Charges

Transmission zone	Voltage	Active energy charge [c/kWh]				Energy demand charge [R/kVA/m]				Transmission network charges [R/kVA/m]	
		High demand season Jun - Aug		Low demand season Sep - May		High demand season Jun - Aug		Low demand season Sep - May			VAT incl
			VAT incl		VAT incl		VAT incl		VAT incl		
≤ 300km	< 500V	<b>151.14</b>	173.81	<b>117.49</b>	135.11	<b>322.97</b>	371.42	<b>41.62</b>	47.86	<b>R17.51</b>	R20.14
	≥ 500V & < 66kV	<b>143.11</b>	164.58	<b>111.70</b>	128.46	<b>312.57</b>	359.46	<b>40.23</b>	46.26	<b>R16.00</b>	R18.40
	≥ 66kV & ≤ 132kV	<b>142.06</b>	163.37	<b>110.37</b>	126.93	<b>301.07</b>	346.23	<b>38.73</b>	44.54	<b>R15.57</b>	R17.91
	> 132kV*	<b>132.89</b>	152.82	<b>103.33</b>	118.83	<b>290.54</b>	334.12	<b>37.37</b>	42.98	<b>R19.70</b>	R22.66
> 300km and ≤ 600km	< 500V	<b>153.16</b>	176.13	<b>118.78</b>	136.60	<b>326.28</b>	375.22	<b>41.96</b>	48.25	<b>R17.63</b>	R20.27
	≥ 500V & < 66kV	<b>146.12</b>	168.04	<b>113.99</b>	131.09	<b>315.71</b>	363.07	<b>40.62</b>	46.71	<b>R16.14</b>	R18.56
	≥ 66kV & ≤ 132kV	<b>145.04</b>	166.80	<b>112.62</b>	129.51	<b>304.17</b>	349.80	<b>39.13</b>	45.00	<b>R15.69</b>	R18.04
	> 132kV*	<b>135.69</b>	156.04	<b>105.43</b>	121.24	<b>293.44</b>	337.46	<b>37.75</b>	43.41	<b>R19.86</b>	R22.84
> 600km and ≤ 900km	< 500V	<b>154.58</b>	177.77	<b>119.93</b>	137.92	<b>329.46</b>	378.88	<b>42.35</b>	48.70	<b>R17.84</b>	R20.52
	≥ 500V & < 66kV	<b>147.57</b>	169.71	<b>115.18</b>	132.46	<b>318.94</b>	366.78	<b>41.03</b>	47.18	<b>R16.29</b>	R18.73
	≥ 66kV & ≤ 132kV	<b>146.45</b>	168.42	<b>113.73</b>	130.79	<b>307.25</b>	353.34	<b>39.53</b>	45.46	<b>R15.78</b>	R18.15
	> 132kV*	<b>137.01</b>	157.56	<b>106.52</b>	122.50	<b>296.34</b>	340.79	<b>38.13</b>	43.85	<b>R20.16</b>	R23.18
> 900km	< 500V	<b>156.24</b>	179.68	<b>121.14</b>	139.31	<b>332.85</b>	382.78	<b>42.81</b>	49.23	<b>R17.95</b>	R20.64
	≥ 500V & < 66kV	<b>149.00</b>	171.35	<b>116.28</b>	133.72	<b>322.06</b>	370.37	<b>41.45</b>	47.67	<b>R16.48</b>	R18.95
	≥ 66kV & ≤ 132kV	<b>147.97</b>	170.17	<b>114.84</b>	132.07	<b>310.36</b>	356.91	<b>39.96</b>	45.95	<b>R15.93</b>	R18.32
	> 132kV*	<b>138.48</b>	159.25	<b>107.68</b>	123.83	<b>299.45</b>	344.37	<b>38.57</b>	44.36	<b>R20.30</b>	R23.35

\*132 kV or Transmission connected

Distribution network charges						
Voltage	Network capacity charge [R/kVA/m]		Network demand charge [R/kVA/m]		Urban low voltage subsidy charge [R/kVA/m]	
		VAT incl		VAT incl		VAT incl
< 500V	<b>34.79</b>	40.01	<b>65.96</b>	75.85	<b>0.00</b>	0.00
≥ 500V & < 66kV	<b>31.91</b>	36.70	<b>60.52</b>	69.60	<b>0.00</b>	0.00
≥ 66kV & ≤ 132kV	<b>11.40</b>	13.11	<b>21.09</b>	24.25	<b>28.11</b>	32.33
> 132kV/ Transmission connected	<b>0.00</b>	0.00	<b>0.00</b>	0.00	<b>28.11</b>	32.33

Voltage	Ancillary service charge [c/kWh]	
		VAT incl
< 500V	<b>0.80</b>	0.92
≥ 500V & < 66kV	<b>0.79</b>	0.91
≥ 66kV & ≤ 132kV	<b>0.77</b>	0.89
> 132kV*	<b>0.71</b>	0.82

\*132 kV or Transmission connected

Customer categories	Service charge [R/account/day]		Administration charge [R/POD/day]	
		VAT incl		VAT incl
≤ 100 kVA	<b>R28.42</b>	R32.68	<b>R6.25</b>	R7.19
> 100 kVA & ≤ 500 kVA	<b>R129.81</b>	R149.28	<b>R36.42</b>	R41.88
> 500 kVA & ≤ 1 MVA	<b>R399.38</b>	R459.29	<b>R72.29</b>	R83.13
Key customers	<b>R7 826.42</b>	R9 000.38	<b>R249.94</b>	R287.43

Electrification and rural network subsidy charge [c/kWh]	Affordability subsidy charge [c/kWh] Only payable by non-local authority tariffs	
	VAT incl	VAT incl
<b>15.56</b>	17.89	<b>9.23</b>
		10.61

# NIGHTSAVE Urban Small Local Authority Charges

Transmission zone	Voltage	Active energy charge [c/kWh]				Energy demand charge [R/kVA/m]				Transmission network charges [R/kVA/m]	
		High demand season Jun - Aug		Low demand season Sep - May		High demand season Jun - Aug		Low demand season Sep - May			VAT incl
			VAT incl		VAT incl		VAT incl		VAT incl		
≤ 300km	< 500V	<b>156.61</b>	180.10	<b>121.77</b>	140.04	<b>R328.34</b>	R377.59	<b>R42.34</b>	R48.69	<b>R17.67</b>	R20.32
	≥ 500V & < 66kV	<b>148.29</b>	170.53	<b>115.75</b>	133.11	<b>R317.77</b>	R365.44	<b>R40.89</b>	R47.02	<b>R16.12</b>	R18.54
	≥ 66kV & ≤ 132kV	<b>147.20</b>	169.28	<b>114.33</b>	131.48	<b>R306.14</b>	R352.06	<b>R39.36</b>	R45.26	<b>R15.68</b>	R18.03
	> 132kV*	<b>137.71</b>	158.37	<b>107.07</b>	123.13	<b>R295.39</b>	R339.70	<b>R38.01</b>	R43.71	<b>R19.86</b>	R22.84
> 300km and ≤ 600km	< 500V	<b>158.65</b>	182.45	<b>123.09</b>	141.55	<b>R331.73</b>	R381.49	<b>R42.69</b>	R49.09	<b>R17.74</b>	R20.40
	≥ 500V & < 66kV	<b>151.39</b>	174.10	<b>118.09</b>	135.80	<b>R321.06</b>	R369.22	<b>R41.27</b>	R47.46	<b>R16.31</b>	R18.76
	≥ 66kV & ≤ 132kV	<b>150.27</b>	172.81	<b>116.72</b>	134.23	<b>R309.29</b>	R355.68	<b>R39.75</b>	R45.71	<b>R15.81</b>	R18.18
	> 132kV*	<b>140.54</b>	161.62	<b>109.28</b>	125.67	<b>R298.36</b>	R343.11	<b>R38.38</b>	R44.14	<b>R20.05</b>	R23.06
> 600km and ≤ 900km	< 500V	<b>160.16</b>	184.18	<b>124.24</b>	142.88	<b>R335.05</b>	R385.31	<b>R43.08</b>	R49.54	<b>R17.98</b>	R20.68
	≥ 500V & < 66kV	<b>152.92</b>	175.86	<b>119.31</b>	137.21	<b>R324.25</b>	R372.89	<b>R41.74</b>	R48.00	<b>R16.40</b>	R18.86
	≥ 66kV & ≤ 132kV	<b>151.77</b>	174.54	<b>117.88</b>	135.56	<b>R312.39</b>	R359.25	<b>R40.16</b>	R46.18	<b>R15.94</b>	R18.33
	> 132kV*	<b>141.96</b>	163.25	<b>110.38</b>	126.94	<b>R301.31</b>	R346.51	<b>R38.74</b>	R44.55	<b>R20.32</b>	R23.37
> 900km	< 500V	<b>161.88</b>	186.16	<b>125.50</b>	144.33	<b>R338.41</b>	R389.17	<b>R43.49</b>	R50.01	<b>R18.06</b>	R20.77
	≥ 500V & < 66kV	<b>154.44</b>	177.61	<b>120.45</b>	138.52	<b>R327.46</b>	R376.58	<b>R42.12</b>	R48.44	<b>R16.59</b>	R19.08
	≥ 66kV & ≤ 132kV	<b>153.29</b>	176.28	<b>119.01</b>	136.86	<b>R315.55</b>	R362.88	<b>R40.59</b>	R46.68	<b>R16.05</b>	R18.46
	> 132kV*	<b>143.52</b>	165.05	<b>111.60</b>	128.34	<b>R304.48</b>	R350.15	<b>R39.20</b>	R45.08	<b>R20.45</b>	R23.52

\*132 kV or Transmission connected

Distribution network charges						
Voltage	Network capacity charge [R/kVA/m]		Network demand charge [R/kVA/m]		Urban low voltage subsidy charge [R/kVA/m]	
		VAT incl		VAT incl		VAT incl
< 500V	<b>R35.24</b>	R40.53	<b>R66.75</b>	R76.76	<b>R0.00</b>	R0.00
≥ 500V & < 66kV	<b>R32.29</b>	R37.13	<b>R61.22</b>	R70.40	<b>R0.00</b>	R0.00
≥ 66kV & ≤ 132kV	<b>R11.55</b>	R13.28	<b>R21.37</b>	R24.58	<b>R28.29</b>	R32.53
> 132kV/ Transmission connected	<b>R0.00</b>	R0.00	<b>R0.00</b>	R0.00	<b>R28.29</b>	R32.53

Voltage	Ancillary service charge [c/kWh]	
		VAT incl
< 500V	<b>0.82</b>	0.94
≥ 500V & < 66kV	<b>0.80</b>	0.92
≥ 66kV & ≤ 132kV	<b>0.73</b>	0.84
> 132kV*	<b>0.70</b>	0.81

\*132 kV or Transmission connected

Customer categories	Service charge [R/account/day]		Administration charge [R/POD/day]	
		VAT incl		VAT incl
≤ 100 kVA	<b>R28.61</b>	R32.90	<b>R6.27</b>	R7.21
> 100 kVA & ≤ 500 kVA	<b>R130.73</b>	R150.34	<b>R36.61</b>	R42.10
> 500 kVA & ≤ 1 MVA	<b>R402.32</b>	R462.67	<b>R72.83</b>	R83.75
Key customers	<b>R7 883.85</b>	R9 066.43	<b>R251.77</b>	R289.54

Electrification and rural network subsidy charge [c/kWh]	
	VAT incl
<b>15.67</b>	18.02



## BUSINESS RATE

Suite of electricity tariffs for supplies for commercial usage or non-commercial usage (such as churches, schools, halls, clinics, old-age homes, public lighting, or similar supplies) in Urban areas with an NMD of up to 100 kVA, and without grid-tied generation<sup>1</sup>, with the following charges:

- a single c/kWh **active energy charge** measured at the **POD**;
- a R/POD/day **network capacity charge** based on the **NMD (size)** of the supply;
- a c/kWh **network demand charge** based on the active energy measured at the **POD**;
- a c/kWh **ancillary service charge** based on the active energy measured at the **POD**; and
- a R/day **service and administration charge** for each POD, which charge shall be payable every month whether any electricity is used or not, based on the applicable daily rate and the number of days in the month, and if and when the Businessrate 1, 2 or 3 is offered as a prepaid supply, the **active energy charge**, the **ancillary service charge** and the **network capacity charge** shall be combined into one c/kWh rate, and the **network demand charge** and the **service and administration charge** shall be combined into R/POD per day charge\*.

<sup>1</sup>For grid-tied generation a TOU tariff is mandatory

The suite of Businessrate tariffs are as follows:

<b>Businessrate 1</b>	single-phase <b>16 kVA</b> (80 A per phase) dual-phase <b>32 kVA</b> (80 A per phase) three-phase <b>25 kVA</b> (40 A per phase)
<b>Businessrate 2</b>	dual-phase <b>64 kVA</b> (150 A per phase) three-phase <b>50 kVA</b> (80 A per phase)
<b>Businessrate 3</b>	dual-phase <b>100 kVA</b> (225 A per phase) three-phase <b>100 kVA</b> (150 A per phase)
<b>Businessrate 4</b> (conventional or prepaid)	single-phase <b>16 kVA</b> (80 A per phase) dual-phase <b>32 kVA</b> (80 A per phase) three-phase <b>25 kVA</b> (40 A per phase)

\*Currently these tariffs cannot be accommodated as a prepaid supply. If and when this is possible, the combining of the charges is required to accommodate the prepaid vending system.

## BUSINESS RATE Non-Local Authority Charges

	Energy charge [c/kWh]		Ancillary service charge [c/kWh]		Network demand charge [c/kWh]		Network capacity charge [R/POD/day]		Service and administration charge [R/POD/day]	
		VAT incl		VAT incl		VAT incl		VAT incl		VAT incl
<b>Businessrate 1</b>	<b>209.50</b>	240.93	<b>0.80</b>	0.92	<b>29.57</b>	34.01	<b>R42.47</b>	R48.84	<b>R36.71</b>	R42.22
<b>Businessrate 2</b>	<b>209.50</b>	240.93	<b>0.80</b>	0.92	<b>29.57</b>	34.01	<b>R71.57</b>	R82.31	<b>R36.71</b>	R42.22
<b>Businessrate 3</b>	<b>209.50</b>	240.93	<b>0.80</b>	0.92	<b>29.57</b>	34.01	<b>R123.64</b>	R142.19	<b>R36.71</b>	R42.22
<b>Businessrate 4</b>	<b>563.81</b>	648.38	<b>0.80</b>	0.92	<b>29.57</b>	34.01				

## BUSINESS RATE Local Authority Charges

	Energy charge [c/kWh]		Ancillary service charge [c/kWh]		Network demand charge [c/kWh]		Network capacity charge [R/POD/day]		Service and administration charge [R/POD/day]	
		VAT incl		VAT incl		VAT incl		VAT incl		VAT incl
<b>Businessrate 1</b>	<b>217.08</b>	249.64	<b>0.82</b>	0.94	<b>30.10</b>	34.62	<b>R43.14</b>	R49.61	<b>R36.94</b>	R42.48
<b>Businessrate 2</b>	<b>217.08</b>	249.64	<b>0.82</b>	0.94	<b>30.10</b>	34.62	<b>R72.76</b>	R83.67	<b>R36.94</b>	R42.48
<b>Businessrate 3</b>	<b>217.08</b>	249.64	<b>0.82</b>	0.94	<b>30.10</b>	34.62	<b>R125.73</b>	R144.59	<b>R36.94</b>	R42.48
<b>Businessrate 4</b>	<b>584.17</b>	671.80	<b>0.82</b>	0.94	<b>30.10</b>	34.62				



For a description of the charges refer to the definitions on pages 6-9.

URBAN TARIFFS

# PUBLIC LIGHTING

**Non-metered\* electricity tariff for public lighting or similar supplies in Urban areas where Eskom provides a supply for, and if applicable maintains, any streetlight or similar public lighting and where, the charge for the supply and service is fixed based on the number of lights and light fixtures. This tariff is applicable only in Eskom-designated urban areas.**

**The suite of Public Lighting tariffs are categorised as follows:**

All night (typically streetlights)	333,3 hours per month
24 hours (typically traffic lights)	730 hours per month
Urban fixed (typically telephony installations)	Based on 200 kWh per month

\*For metered public lighting or similar supplies refer to Businessrate

**This tariff has the following charges:**

- The **energy charge per light/supply** is based on the **number of hours** for which the supply will be used in a day and the time at which the electricity will be used.
- The **energy charge** is calculated using either a **c/kWh energy rate** or a **R/100 W/month energy rate**.
- If the **c/kWh energy rate** is used, kWh is calculated as **kWh = number of lights x light wattage x hours** in use (not metered).
- A monthly **maintenance charge per light** or an **actual cost charge** where Eskom does the maintenance.

The urban fixed tariff is based on a consumption of 200 kWh/month at the All Night rate. This is suitable for small urban telephony installations (telephone booths, switchgear installations, etc.) and not street lighting.

In order to provide a public lighting service in its licensed area of supply, Eskom will enter into a written Electricity Supply Agreement for Public Lighting with a recognised representative body with legal powers, e.g., a local authority, the traffic department, etc. which, in turn, normally provides a service to the general public. Eskom will not enter into an electricity supply agreement with home dwellers for public lighting services. A separate maintenance contract is required where Eskom does maintenance of the streetlight infrastructure.

Typical supplies are neon and billboard signs, traffic lights, streetlights, and lights in telephone booths.

## Connection fees/charges

Actual cost per streetlight or high-mast connection.

## Energy charge

For the non-metered Public Lighting tariff, an energy charge based on the number of hours in a day for which the supply will be used and the time at which the electricity will be used, is payable per month per light fitting. The energy charge covers the supply of electricity, the maintenance and operation of Eskom's networks and excludes the meter and the meter costs.

## Maintenance charge

A separate maintenance charge will be raised where Eskom contract with a Local Authority to maintain the streetlight infrastructure (the poles, light fittings etc.). The maintenance charge is raised either as actual costs or a fixed fee. Eskom's preferred approach is to raise actual costs. It is to be noted that the streetlight infrastructure is not an Eskom asset. This charge is payable irrespective of the Eskom tariff applied to the Public Lighting supply.

 **For a description of the charges refer to the definitions on pages 6-9.**

URBAN TARIFFS 

## **PUBLIC LIGHTING** Non-Local Authority Charges

		All Night		24 Hours	
			VAT incl		VAT incl
Public Lighting	Energy charge [c/kWh]	<b>R166.73</b>	191.74	<b>223.24</b>	256.73
	Energy charge [R/100W/month]	<b>R52.16</b>	R59.98	<b>R150.36</b>	R172.91
Public Lighting – Urban Fixed	Fixed charge [R/POD/day]	<b>R10.96</b>	R12.60		

Maintenance charges	R/month	
		VAT incl
Per luminaire	<b>R88.41</b>	R101.67
Per high-mast luminaire	<b>R2 058.10</b>	R2 366.82

## **PUBLIC LIGHTING** Local Authority Charges

		All Night		24 Hours	
			VAT incl		VAT incl
Public Lighting	Energy charge [c/kWh]	<b>175.23</b>	201.51	<b>234.64</b>	269.84
	Energy charge [R/100W/month]	<b>R53.52</b>	R61.55	<b>R154.26</b>	R177.40
Public Lighting – Urban Fixed	Fixed charge [R/POD/day]	<b>R11.52</b>	R13.25		

Maintenance charges	R/month	
		VAT incl
Per luminaire	<b>R92.46</b>	R106.33
Per high-mast luminaire	<b>R2 159.41</b>	R2 483.32

## RESIDENTIAL TARIFFS

### HOMEPOWER

A suite of electricity tariffs for residential customers based on the size of the supply may also be applied to supplies such as churches, schools, halls, clinics, old-age homes or similar supplies in Urban<sub>p</sub> areas with an NMD of up to 100 kVA, with the following charges:

The Homepower Standard tariff is made up of a range of tariffs, as follows:

Homepower 1	dual-phase <b>32 kVA</b> (80 A per phase) three-phase <b>25 kVA</b> (40 A per phase)
Homepower 2	dual-phase <b>64 kVA</b> (150 A per phase) three-phase <b>50 kVA</b> (80 A per phase)
Homepower 3	dual-phase <b>100 kVA</b> (225 A per phase) three-phase <b>100 kVA</b> (150 A per phase)
Homepower 4	single-phase <b>16 kVA</b> (80 A per phase)
Homepower Bulk	No limit

The Homepower Standard tariff for Non-Local and Local Authority has the following charges:

- Inclining block rate c/kWh **energy charges** applied to all energy consumed, divided into two consumption blocks; and
- A R/POD/day **network capacity charge** based on the **NMD** (size) of the supply.

\*The Homepower Standard tariff is available for both prepaid and billed supplies, but it is to be noted that the daily network capacity charges remain payable in both instances. For grid-tied generation, a conversion to Homeflex is mandatory.

### HOMEPOWER Standard Non-Local Authority Charges

	Energy charge [c/kWh]				Network capacity charge [R/POD/day]	
	Block 1 [>0 - 600 kWh]	VAT incl	Block 2 [>600 kWh]	VAT incl		VAT incl
Homepower 1	<b>245.54</b>	282.37	<b>387.72</b>	445.88	<b>R10.52</b>	R12.10
Homepower 2	<b>245.54</b>	282.37	<b>378.05</b>	434.76	<b>R19.71</b>	R22.67
Homepower 3	<b>245.54</b>	282.37	<b>378.05</b>	434.76	<b>R40.69</b>	R46.79
Homepower 4	<b>245.54</b>	282.37	<b>394.86</b>	454.09	<b>R6.43</b>	R7.39

### HOMEPOWER Standard Local Authority Charges

	Energy charge [c/kWh]		Energy charge [c/kWh]		Network capacity charge [R/POD/day]	
	Block 1 [>0 - 600 kWh]	VAT incl	Block 2 [>600 kWh]	VAT incl		VAT incl
Homepower 1	<b>248.51</b>	285.79	<b>392.39</b>	451.25	<b>R10.63</b>	R12.22
Homepower 2	<b>248.51</b>	285.79	<b>382.55</b>	439.93	<b>R19.94</b>	R22.93
Homepower 3	<b>248.51</b>	285.79	<b>382.55</b>	439.93	<b>R41.20</b>	R47.38
Homepower 4	<b>248.51</b>	285.79	<b>399.61</b>	459.55	<b>R6.52</b>	R7.50

 For a description of the charges refer to the definitions on pages 6-9.

## HOMEPOWER Bulk Non-Local Authority Charges

An electricity tariff for residential bulk supplies to sectional title developments\* only, applicable to non-local authority supplies only with the following charges:

- a c/kWh **energy charge** applied to all energy consumed, and
- a R/kVA **network capacity charge** based on the **NMD** or if measured the **maximum demand** of the supply.

\*Sectional title developments also have a choice of other applicable tariffs such as Homepower Standard, Miniflex and Nightsave Urban Small.

	Energy charge [c/kWh]		Network capacity charge [R/kVA]	
		VAT incl		VAT incl
Homepower Bulk	322.39	370.75	R66.72	R76.73

\*The Network capacity charge is based on the NMD or on the maximum demand if measured.

## HOMEFLEX Non-Local Authority Charges

A suite of electricity tariffs for residential customers with grid-tied generation or any other residential customer that opts for the tariff, based on the size of the supply, and applied to supply sizes the same as Homepower I, with the following charges:

- seasonally and **time-of-use**<sup>2</sup> differentiated c/kWh **active energy charges** including losses;
- the treatment of public holidays for the raising of the active energy charge shall be as specified in paragraph APPENDIX D – TREATMENT OF PUBLIC HOLIDAYS FOR 2024/25;
- a R/POD/day **network capacity charge** based on the **NMD** (size) of the supply; and
- a c/kWh<sup>3</sup> combined **network demand charge, ancillary service charge and service charge** applicable during all time periods.

The Homeflex Standard tariff is made up of a range of tariffs, as follows:

Homeflex 1	dual-phase <b>32 kVA</b> (80 A per phase) three-phase <b>25 kVA</b> (40 A per phase)
Homeflex 2	dual-phase <b>64 kVA</b> (150 A per phase) three-phase <b>50 kVA</b> (80 A per phase)
Homeflex 3	dual-phase <b>100 kVA</b> (225 A per phase) three-phase <b>100 kVA</b> (150 A per phase)
Homeflex 4	single-phase <b>16 kVA</b> (80 A per phase)

<sup>1</sup> May be applied to supplies such as churches, schools, halls, clinics, old-age homes or similar supplies in Urban areas with an NMD of up to 100 kVA.

<sup>2</sup>The three **time-of-use periods** namely **peak, standard, and off-peak**, as specified in APPENDIX A – ESKOM'S DEFINED TIME-OF-USE PERIODS.

<sup>3</sup>Based on active energy consumption.

The Homeflex tariff also provides net-billing where a credit is provided on the bill at the end of each month (called Gen-offset) for energy exported up to and equal to the consumption per time-of-use period. This credit is based on the energy exported per time-of-use period at the same rate as the Active Energy charges shown below.

ACTIVE ENERGY CHARGE (c/kWh)													
High demand season   Jun - Aug						Low demand season   Sep - May						Transmission network charges [R/kVA/m]	
Peak		Standard		Off Peak		Peak		Standard		Off Peak		VAT incl	
VAT incl		VAT incl		VAT incl		VAT incl		VAT incl		VAT incl		VAT incl	
611.94	703.73	186.18	214.11	101.66	116.91	200.38	230.44	138.26	159.00	88.15	101.37	126.39	145.35

Refer to Gen-offset tables for the credit rate for energy exported where there is no net-billing.

	Network capacity charge [R/POD/day]	
		VAT incl
Homeflex 1	R10.52	R12.10
Homeflex 2	R19.71	R22.67
Homeflex 3	R40.69	R46.79
Homeflex 4	R6.43	R7.39

## HOMELIGHT Non-Local Authority Charges

Suite of electricity tariffs based on the size of the supply that provides a subsidy to low-usage single phase residential, churches, schools, halls, clinics, old-age homes or similar supplies in Urban areas and electrification areas and has the following charges:

- For non-local authority **billed** and **prepayment metered** customers:
- Inclining block rate c/kWh **energy charges** applied to all energy consumed, divided into two consumption blocks.

The Homelight suite of tariffs is made up of the following tariffs:

<b>Homelight 20A</b>	20A supply size (NMD) typically for low-consuming supplies
<b>Homelight 60A</b>	60A prepayment or 80A* smart-meter prepayment or 80A post-paid supply size (NMD) typically for medium- to high-consuming supplies

\*Only applicable to customers that are already on 80A supplies

### Explanation of the capacity of the supply

Any combination of appliances can be used at the same time, as long as the capacity of all appliances does not exceed an approximate maximum of 4 400 W for 20A limited supplies and 13 200 W for 60A limited supplies.

Any customer who wishes to upgrade their supply from 20A to 60A should be aware that a connection fee is payable.

Homelight 60A	Energy charge [c/kWh]	
		VAT incl
<b>Block 1</b> [> 0 - 600 kWh]	<b>232.31</b>	267.16
<b>Block 2</b> [>600 kWh]	<b>394.86</b>	454.09

Homelight 20A	Energy charge [c/kWh]	
		VAT incl
<b>Block 1</b> [> 0 - 350 kWh]	<b>190.28</b>	218.82
<b>Block 2</b> [>350 kWh]	<b>215.62</b>	247.96

 For a description of the charges refer to the definitions on pages 6-9.

## RURAL TARIFFS

### RURAFLEX

**TOU electricity tariff for Rural customers with an NMD from 16 kVA with a supply voltage < 22 kV (or < 33 kV where designated by Eskom as Rural) and has the following charges:**

- seasonally and **time-of-use** differentiated c/kWh **active energy charges** including losses, based on the voltage of supply and the **Transmission zone**;
- three time-of-use periods namely **peak, standard** and **off-peak**, as specified in **APPENDIX A – ESKOM'S DEFINED TIME-OF-USE PERIODS**;
- the treatment of **public holidays** for the raising of the **energy demand charge** and the **network demand charge** shall be as specified in **APPENDIX D – TREATMENT OF PUBLIC HOLIDAYS FOR 2024/25**;
- a R/kVA/month **network capacity charge** combining the **Transmission** and **Distribution network capacity charges** based on the voltage of the supply, the **Transmission zone** and the **annual utilised** capacity measured at the **POD** applicable during all time periods;
- a c/kWh **Distribution network demand charge** based on the voltage of the supply and the energy measured at the **POD** during all **TOU periods**;
- a c/kWh **ancillary service charge** based on the voltage of the supply applicable during all time periods;
- a R/account/day **service charge** based on the **monthly utilised capacity** of each account;
- a R/POD/day **administration charge** based on the **monthly utilised capacity** of each **POD** linked to an **account**;
- a c/kVAh **reactive energy charge** supplied in excess of 30% (0,96 power factor or less) of the kWh recorded during the entire billing period. The excess reactive energy is determined using the billing period totals and will only be applicable during the **high-demand season**; and
- an **excess network capacity charge** shall be payable in the event of an NMD exceedance as specified in accordance with the **NMD rules** and as set out in **APPENDIX C – NMD RULES** for the relevant tariff.



For a description of the charges refer to the definitions on pages 6-9.

# RURAFLEX Non-Local Authority Charges

		ACTIVE ENERGY CHARGE (c/kWh)												Network capacity charges [R/kVA/m]	
		High demand season   Jun - Aug						Low demand season   Sep - May							
Transmission zone	Voltage	Peak		Standard		Off Peak		Peak		Standard		Off Peak			
			VAT incl		VAT incl		VAT incl		VAT incl		VAT incl		VAT incl		
≤ 300km	< 500V	<b>633.61</b>	728.65	<b>191.95</b>	220.74	<b>104.26</b>	119.90	<b>206.70</b>	237.71	<b>142.23</b>	163.56	<b>90.24</b>	103.78	<b>R36.60</b>	R42.09
	≥ 500V & ≤ 22kV	<b>627.35</b>	721.45	<b>190.07</b>	218.58	<b>103.19</b>	118.67	<b>204.66</b>	235.36	<b>140.82</b>	161.94	<b>89.30</b>	102.70	<b>R33.54</b>	R38.57
> 300km and ≤ 600km	< 500V	<b>639.98</b>	735.98	<b>193.88</b>	222.96	<b>105.29</b>	121.08	<b>208.76</b>	240.07	<b>143.69</b>	165.24	<b>91.17</b>	104.85	<b>R36.71</b>	R42.22
	≥ 500V & ≤ 22kV	<b>633.60</b>	728.64	<b>191.93</b>	220.72	<b>104.26</b>	119.90	<b>206.70</b>	237.71	<b>142.22</b>	163.55	<b>90.24</b>	103.78	<b>R33.73</b>	R38.79
> 600km and ≤ 900km	< 500V	<b>646.38</b>	743.34	<b>195.83</b>	225.20	<b>106.33</b>	122.28	<b>210.86</b>	242.49	<b>145.10</b>	166.87	<b>92.09</b>	105.90	<b>R36.89</b>	R42.42
	≥ 500V & ≤ 22kV	<b>639.93</b>	735.92	<b>193.82</b>	222.89	<b>105.29</b>	121.08	<b>208.76</b>	240.07	<b>143.69</b>	165.24	<b>91.17</b>	104.85	<b>R33.90</b>	R38.99
> 900km	< 500V	<b>652.83</b>	750.75	<b>197.76</b>	227.42	<b>107.38</b>	123.49	<b>212.88</b>	244.81	<b>146.55</b>	168.53	<b>92.98</b>	106.93	<b>R37.06</b>	R42.62
	≥ 500V & ≤ 22kV	<b>646.36</b>	743.31	<b>195.83</b>	225.20	<b>106.33</b>	122.28	<b>210.86</b>	242.49	<b>145.10</b>	166.87	<b>92.09</b>	105.90	<b>R33.91</b>	R39.00

Customer categories	Service charge [R/account/day]		Administration charge [R/POD/day]	
		VAT incl		VAT incl
≤ 100 kVA	<b>R36.00</b>	R41.40	<b>R10.21</b>	R11.74
> 100 kVA & ≤ 500 kVA	<b>R122.76</b>	R141.17	<b>R56.92</b>	R65.46
> 500 kVA & ≤ 1 MVA	<b>R377.63</b>	R434.27	<b>R87.36</b>	R100.46
> 1 MVA	<b>R377.63</b>	R434.27	<b>R162.09</b>	R186.40
Key customers	<b>R7 401.38</b>	R8 511.59	<b>R162.09</b>	R186.40

Voltage	Ancillary service charge [c/kWh]		Network demand charge [c/kWh] in all time-of-use periods	
		VAT incl		VAT incl
< 500V	<b>0.80</b>	0.92	<b>52.09</b>	59.90
≥ 500V & < 22kV	<b>0.80</b>	0.92	<b>45.67</b>	52.52

\*132 kV or Transmission connected

Reactive energy charge [c/kVAh]			
High season		Low season	
	VAT incl		VAT incl
<b>17.59</b>	20.23	<b>0.00</b>	0.00



# RURAFLEX Local Authority Charges

		ACTIVE ENERGY (c/kWh)												Network capacity charges [R/kVA/m]	
		High demand season   Jun - Aug						Low demand season   Sep - May							
Transmission zone	Voltage	Peak		Standard		Off Peak		Peak		Standard		Off Peak			
			VAT incl		VAT incl		VAT incl		VAT incl		VAT incl		VAT incl		
≤ 300km	< 500V	<b>656.54</b>	755.02	<b>198.87</b>	228.70	<b>108.01</b>	124.21	<b>214.18</b>	246.31	<b>147.39</b>	169.50	<b>93.50</b>	107.53	<b>R37.34</b>	R42.94
	≥ 500V & ≤ 22kV	<b>650.01</b>	747.51	<b>196.92</b>	226.46	<b>106.93</b>	122.97	<b>212.08</b>	243.89	<b>145.90</b>	167.79	<b>92.55</b>	106.43	<b>R34.26</b>	R39.40
> 300km and ≤ 600km	< 500V	<b>663.06</b>	762.52	<b>200.90</b>	231.04	<b>109.03</b>	125.38	<b>216.28</b>	248.72	<b>148.88</b>	171.21	<b>94.47</b>	108.64	<b>R37.50</b>	R43.13
	≥ 500V & ≤ 22kV	<b>656.53</b>	755.01	<b>198.83</b>	228.65	<b>108.01</b>	124.21	<b>214.18</b>	246.31	<b>147.37</b>	169.48	<b>93.50</b>	107.53	<b>R34.45</b>	R39.62
> 600km and ≤ 900km	< 500V	<b>669.71</b>	770.17	<b>202.85</b>	233.28	<b>110.17</b>	126.70	<b>218.42</b>	251.18	<b>150.31</b>	172.86	<b>95.41</b>	109.72	<b>R37.70</b>	R43.36
	≥ 500V & ≤ 22kV	<b>663.03</b>	762.48	<b>200.86</b>	230.99	<b>109.03</b>	125.38	<b>216.28</b>	248.72	<b>148.88</b>	171.21	<b>94.47</b>	108.64	<b>R34.63</b>	R39.82
> 900km	< 500V	<b>676.41</b>	777.87	<b>204.96</b>	235.70	<b>111.20</b>	127.88	<b>220.58</b>	253.67	<b>151.87</b>	174.65	<b>96.35</b>	110.80	<b>R37.81</b>	R43.48
	≥ 500V & ≤ 22kV	<b>669.70</b>	770.16	<b>202.85</b>	233.28	<b>110.17</b>	126.70	<b>218.42</b>	251.18	<b>150.31</b>	172.86	<b>95.41</b>	109.72	<b>R34.65</b>	R39.85

Customer categories	Service charge [R/account/day]		Administration charge [R/POD/day]	
		VAT incl		VAT incl
≤ 100 kVA	<b>R36.26</b>	R41.70	<b>R10.28</b>	R11.82
> 100 kVA & ≤ 500 kVA	<b>R123.67</b>	R142.22	<b>R57.32</b>	R65.92
> 500 kVA & ≤ 1 MVA	<b>R380.44</b>	R437.51	<b>R87.97</b>	R101.17
> 1 MVA	<b>R380.44</b>	R437.51	<b>R163.27</b>	R187.76
Key customers	<b>R7 455.65</b>	R8 574.00	<b>R163.27</b>	R187.76

Voltage	Ancillary service charge [c/kWh]		Network demand charge [c/kWh] in all time-of-use periods	
		VAT incl		VAT incl
< 500V	<b>0.82</b>	0.94	<b>53.25</b>	61.24
≥ 500V & < 22kV	<b>0.82</b>	0.94	<b>46.60</b>	53.59

\*|32 kV or Transmission connected

Reactive energy charge [c/kVAh] (loads)			
High season		Low season	
	VAT incl		VAT incl
<b>17.70</b>	20.36	<b>0.00</b>	0.00

## **RURAFLEX** Gen Non-Local Authority Charges

An electricity tariff for Rural customers with a supply voltage < 22 kV (or < 33 kV where designated by Eskom as Rural) consuming energy (importers of energy from the Eskom System) and generating energy (exporters of energy to the Eskom System) at the same point of supply (or metering point). The following charges shall apply for the consumption and generation of energy:

- seasonally and time-of-use differentiated c/kWh **active energy charges** including losses, based on the voltage of supply and the **Transmission zone**;
- three **time-of-use** periods namely **peak, standard** and **off-peak**, as specified in APPENDIX A – ESKOM'S DEFINED TIME-OF-USE PERIODS;
- the treatment of **public holidays** for the raising of the **energy demand charge** and the **network demand charge** shall be as specified in APPENDIX D – TREATMENT OF PUBLIC HOLIDAYS FOR 2024/25;
- a R/kVA/month **network capacity charge** combining the **Transmission** and **Distribution network capacity charges** based on the voltage of the supply, the **Transmission zone** and the **annual utilised capacity** measured at the **POD** applicable during all time periods;
- a c/kWh **Distribution network demand charge** based on the voltage of the supply and the energy measured at the **POD** during all **TOU periods**;
- a c/kWh **ancillary service charge** applied on the total active energy supplied and produced in the month based on the voltage of the supply applicable during all time periods;
- a R/account/day **service charge** based on the **monthly utilised capacity** of each **account**;
- a R/POD/day **administration charge** based on the **monthly utilised capacity** of each premise linked to an **account**;
- a c/KVAh **reactive energy charge** supplied in excess of 30% (0,96 PF) of the kWh recorded during the entire billing period. The excess reactive energy is determined using the billing period totals and will only be applicable during the **high-demand season**; and
- an **excess network capacity charge** shall be payable in the event of an NMD exceedance as specified in accordance with the **NMD rules** and as set out in APPENDIX C – NMD RULES for the relevant tariff.

 For a description of the charges refer to the definitions on pages 6-9.

RURAL TARIFFS 

# RURAFLEX Gen Non-Local Authority Charges

ACTIVE ENERGY CHARGE FOR LOADS (c/kWh)															
Transmission zone	Voltage	High demand season   Jun - Aug						Low demand season   Sep - May						Network capacity charges [R/kVA/m]	
		Peak		Standard		Off Peak		Peak		Standard		Off Peak			
			VAT incl		VAT incl		VAT incl		VAT incl		VAT incl		VAT incl		VAT incl
≤ 300km	< 500V	<b>633.61</b>	728.65	<b>191.95</b>	220.74	<b>104.26</b>	119.90	<b>206.70</b>	237.71	<b>142.23</b>	163.56	<b>90.24</b>	103.78	<b>R36.60</b>	R42.09
	≥ 500V & ≤ 22kV	<b>627.35</b>	721.45	<b>190.07</b>	218.58	<b>103.19</b>	118.67	<b>204.66</b>	235.36	<b>140.82</b>	161.94	<b>89.30</b>	102.70	<b>R33.54</b>	R38.57
> 300km and ≤ 600km	< 500V	<b>639.98</b>	735.98	<b>193.88</b>	222.96	<b>105.29</b>	121.08	<b>208.76</b>	240.07	<b>143.69</b>	165.24	<b>91.17</b>	104.85	<b>R36.71</b>	R42.22
	≥ 500V & ≤ 22kV	<b>633.60</b>	728.64	<b>191.93</b>	220.72	<b>104.26</b>	119.90	<b>206.70</b>	237.71	<b>142.22</b>	163.55	<b>90.24</b>	103.78	<b>R33.73</b>	R38.79
> 600km and ≤ 900km	< 500V	<b>646.38</b>	743.34	<b>195.83</b>	225.20	<b>106.33</b>	122.28	<b>210.86</b>	242.49	<b>145.10</b>	166.87	<b>92.09</b>	105.90	<b>R36.89</b>	R42.42
	≥ 500V & ≤ 22kV	<b>639.93</b>	735.92	<b>193.82</b>	222.89	<b>105.29</b>	121.08	<b>208.76</b>	240.07	<b>143.69</b>	165.24	<b>91.17</b>	104.85	<b>R33.90</b>	R38.99
> 900km	< 500V	<b>652.83</b>	750.75	<b>197.76</b>	227.42	<b>107.38</b>	123.49	<b>212.88</b>	244.81	<b>146.55</b>	168.53	<b>92.98</b>	106.93	<b>R37.06</b>	R42.62
	≥ 500V & ≤ 22kV	<b>646.36</b>	743.31	<b>195.83</b>	225.20	<b>106.33</b>	122.28	<b>210.86</b>	242.49	<b>145.10</b>	166.87	<b>92.09</b>	105.90	<b>R33.91</b>	R39.00

Customer categories [kVA or MVA = loads] [kW or MW = generators]	Service charge [R/account/day]		Administration charge [R/POD/day]	
		VAT incl		VAT incl
≤ 100 kVA	<b>R36.00</b>	R41.40	<b>R10.21</b>	R11.74
> 100 kVA & ≤ 500 kVA	<b>R122.76</b>	R141.17	<b>R56.92</b>	R65.46
> 500 kVA & ≤ 1 MVA	<b>R377.63</b>	R434.27	<b>R87.36</b>	R100.46
> 1 MVA	<b>R377.63</b>	R434.27	<b>R162.09</b>	R186.40
Key customers	<b>R7 401.38</b>	R8 511.59	<b>R162.09</b>	R186.40

Voltage	Ancillary service charge for loads and generators [c/kWh]		Network demand charge [c/kWh] for loads in all time-of-use periods	
		VAT incl		VAT incl
< 500V	<b>0.80</b>	0.92	<b>52.09</b>	59.90
≥ 500V & < 22kV	<b>0.80</b>	0.92	<b>45.67</b>	52.52

\*132 kV or Transmission connected

Reactive energy charge [c/kVArh]			
High season	Low season		
	VAT incl		VAT incl
<b>17.59</b>	20.23	<b>0.00</b>	0.00

For a description of the charges refer to the definitions on pages 6-9.

## **NIGHTSAVE** Rural

Electricity tariff for high load factor Rural customers, with an NMD from 25 kVA at a supply voltage < 22 kV (or 33 kV where designated by Eskom as Rural), and without grid-tied generation<sup>1</sup> and has the following charges:

- seasonally differentiated c/kWh **active energy charges** including losses based on the voltage of the supply and the **Transmission zone**;
- seasonally differentiated R/kVA **energy demand charges** based on the voltage of the supply, the **Transmission zone** and charged on the **chargeable demand** in **peak** periods as specified in **APPENDIX A – ESKOM'S DEFINED TIME-OF-USE PERIODS**;
- the treatment of **public holidays** for the raising of the **energy demand charge** and the **network demand charge** shall be as specified in **APPENDIX D – TREATMENT OF PUBLIC HOLIDAYS FOR 2024/25**;
- a bundled R/kVA month **Transmission** and **Distribution network capacity charge** based on the voltage of the supply, the Transmission zone and the annual utilised capacity measured at the **POD** applicable during all time periods;
- a c/kWh **Distribution network demand charge** based on the voltage of the supply and the energy measured at the **POD** during all the **TOU periods**;
- a c/kWh **ancillary service charge based** on the voltage of the supply applicable during all time periods;
- a R/Account/day **service charge** based on the sum of the **monthly utilised capacity(s) of each POD linked to an account**;
- a R/POD/day **administration charge** based on the **monthly utilised capacity** of each **POD** linked to an **account**;  
and
- an **excess network capacity charge** shall be payable in the event of an NMD exceedance as specified in accordance with the **NMD rules** and as set out in **APPENDIX C – NMD RULES** for the relevant tariff.

<sup>1</sup>For grid-tied generation a TOU tariff is mandatory

# NIGHTSAVE Rural Non-Local Authority Charges

Transmission zone	Voltage	Active energy charge [c/kWh]				Energy demand charge [R/kVA/m]				Network capacity charges [R/kVA/m]	
		High demand season Jun - Aug		Low demand season Sep - May		High demand season Jun - Aug		Low demand season Sep - May			VAT incl
			VAT incl		VAT incl		VAT incl		VAT incl		
≤ 300km	< 500V	<b>154.56</b>	177.74	<b>120.08</b>	138.09	<b>R517.84</b>	R595.52	<b>R274.05</b>	R315.16	<b>R26.19</b>	R30.12
	≥ 500V & ≤ 22kV	<b>152.72</b>	175.63	<b>118.73</b>	136.54	<b>R501.78</b>	R577.05	<b>R264.35</b>	R304.00	<b>R24.07</b>	R27.68
> 300km and ≤ 600km	< 500V	<b>156.07</b>	179.48	<b>121.30</b>	139.50	<b>R524.07</b>	R602.68	<b>R277.88</b>	R319.56	<b>R26.23</b>	R30.16
	≥ 500V & ≤ 22kV	<b>154.28</b>	177.42	<b>119.93</b>	137.92	<b>R507.90</b>	R584.09	<b>R268.03</b>	R308.23	<b>R24.15</b>	R27.77
> 600km and ≤ 900km	< 500V	<b>157.63</b>	181.27	<b>122.48</b>	140.85	<b>R530.37</b>	R609.93	<b>R281.64</b>	R323.89	<b>R26.48</b>	R30.45
	≥ 500V & ≤ 22kV	<b>155.81</b>	179.18	<b>121.13</b>	139.30	<b>R513.99</b>	R591.09	<b>R271.71</b>	R312.47	<b>R24.31</b>	R27.96
> 900km	< 500V	<b>159.20</b>	183.08	<b>123.71</b>	142.27	<b>R536.80</b>	R617.32	<b>R285.49</b>	R328.31	<b>R26.55</b>	R30.53
	≥ 500V & ≤ 22kV	<b>157.31</b>	180.91	<b>122.31</b>	140.66	<b>R520.28</b>	R598.32	<b>R275.50</b>	R316.83	<b>R24.36</b>	R28.01

\*132 kV or Transmission connected

Customer categories	Service charge [R/account/day]		Administration charge [R/POD/day]	
		VAT incl		VAT incl
≤ 100 kVA	<b>R36.00</b>	R41.40	<b>R10.21</b>	R11.74
> 100 kVA & ≤ 500 kVA	<b>R122.76</b>	R141.17	<b>R56.92</b>	R65.46
> 500 kVA & ≤ 1 MVA	<b>R377.63</b>	R434.27	<b>R87.36</b>	R100.46
> 1 MVA	<b>R377.63</b>	R434.27	<b>R162.09</b>	R186.40
Key customers	<b>R7 401.38</b>	R8 511.59	<b>R162.09</b>	R186.40

Voltage	Ancillary service charge [c/kWh]		Network demand charge [c/kWh] in all time-of-use periods	
		VAT incl		VAT incl
< 500V	<b>0.80</b>	0.92	<b>52.09</b>	59.90
≥ 500V & ≤ 22kV	<b>0.80</b>	0.92	<b>45.67</b>	52.52

# NIGHTSAVE Rural Local Authority Charges

Transmission zone	Voltage	Active energy charge [c/kWh]				Energy demand charge [R/kVA/m]				Network capacity charges [R/kVA/m]	
		High demand season Jun - Aug		Low demand season Sep - May		High demand season Jun - Aug		Low demand season Sep - May			VAT incl
			VAT incl		VAT incl		VAT incl		VAT incl		
≤ 300km	< 500V	<b>160.12</b>	184.14	<b>124.44</b>	143.11	<b>R524.02</b>	R602.62	<b>R277.36</b>	R318.96	<b>R26.76</b>	R30.77
	≥ 500V & ≤ 22kV	<b>158.24</b>	181.98	<b>123.03</b>	141.48	<b>R507.80</b>	R583.97	<b>R267.46</b>	R307.58	<b>R24.57</b>	R28.26
> 300km and ≤ 600km	< 500V	<b>161.74</b>	186.00	<b>125.69</b>	144.54	<b>R530.39</b>	R609.95	<b>R281.19</b>	R323.37	<b>R26.80</b>	R30.82
	≥ 500V & ≤ 22kV	<b>159.83</b>	183.80	<b>124.24</b>	142.88	<b>R514.01</b>	R591.11	<b>R271.20</b>	R311.88	<b>R24.66</b>	R28.36
> 600km and ≤ 900km	< 500V	<b>163.29</b>	187.78	<b>126.90</b>	145.94	<b>R536.74</b>	R617.25	<b>R284.99</b>	R327.74	<b>R27.08</b>	R31.14
	≥ 500V & ≤ 22kV	<b>161.39</b>	185.60	<b>125.49</b>	144.31	<b>R520.20</b>	R598.23	<b>R274.97</b>	R316.22	<b>R24.83</b>	R28.55
> 900km	< 500V	<b>164.94</b>	189.68	<b>128.15</b>	147.37	<b>R543.24</b>	R624.73	<b>R288.90</b>	R332.24	<b>R27.11</b>	R31.18
	≥ 500V & ≤ 22kV	<b>162.98</b>	187.43	<b>126.70</b>	145.71	<b>R526.53</b>	R605.51	<b>R278.80</b>	R320.62	<b>R24.84</b>	R28.57

\*132 kV or Transmission connected

Customer categories	Service charge [R/account/day]		Administration charge [R/POD/day]	
		VAT incl		VAT incl
≤ 100 kVA	<b>R36.26</b>	R41.70	<b>R10.28</b>	R11.82
> 100 kVA & ≤ 500 kVA	<b>R123.67</b>	R142.22	<b>R57.32</b>	R65.92
> 500 kVA & ≤ 1 MVA	<b>R380.44</b>	R437.51	<b>R87.97</b>	R101.17
> 1 MVA	<b>R380.44</b>	R437.51	<b>R163.27</b>	R187.76
Key customers	<b>R7 455.65</b>	R8 574.00	<b>R163.27</b>	R187.76

Voltage	Ancillary service charge [c/kWh]		Network demand charge [c/kWh] in all time-of-use periods	
		VAT incl		VAT incl
< 500V	<b>0.82</b>	0.94	<b>53.25</b>	61.24
≥ 500V & ≤ 22kV	<b>0.82</b>	0.94	<b>46.60</b>	53.59

## LANDRATE I,2,3,4 and Dx

Suite of electricity tariffs for Rural customers with single, dual or three-phase conventionally metered supplies with an NMD up to 100 kVA without grid-tied generation<sup>1</sup> and at a supply voltage < 500 V, with the following charges:

- for Landrate Dx<sup>#</sup> only, a R/day/POD based on Landrate 4 at 200 kWh per month, and for all other Landrate tariffs;
- a single c/kWh **active energy charge** measured at the **POD**;
- a R/day/POD **network capacity charge** based on the **NMD** of the supply;
- a c/kWh **network demand charge based** on the active energy measured at the **POD**;
- a c/kWh **ancillary service charge based** on the active energy measured at the **POD**; and
- a R/day **service and administration charge** for each **POD (Landrate 1, 2 and 3)**, which charge shall be payable every month whether any electricity is used or not, based on the applicable daily rate and the number of days in the month; and
- if and when the Landrate 1,2,3 and 4 is offered as a prepaid supply\*, **the active energy charge, the ancillary service charge and the network capacity charge** shall be combined into one c/kWh rate and the **network demand charge** and the service and administration charge (if applicable) shall be combined into R/POD per day charge\*.

\*Currently these tariffs cannot be accommodated as a prepaid supply. If and when this is possible, the combining of the charges is required to accommodate the prepaid vending system.

#An electricity tariff for Rural single phase non-metered supplies limited to 5kVA typically suited to small telecommunication installations where the electricity usage is low enough not to warrant metering for billing purposes.

<sup>1</sup>For grid-tied generation a TOU tariff is mandatory

The Landrate suite of tariffs are as follows:

Landrate 1	single-phase <b>16 kVA</b> (80 A per phase) dual-phase <b>32 kVA</b> (80 A per phase) three-phase <b>25 kVA</b> (40 A per phase)
Landrate 2	dual-phase <b>64 kVA</b> (150 A per phase) three-phase <b>50 kVA</b> (80 A per phase)
Landrate 3	dual-phase <b>100 kVA</b> (225 A per phase) three-phase <b>100 kVA</b> (150 A per phase)
Landrate 4+	single-phase <b>16 kVA</b> (80 A per phase)
Landrate Dx <sup>#</sup>	single-phase <b>5 kVA</b> (limited to 10 A per phase)

 For a description of the charges refer to the definitions on pages 6-9.

RURAL TARIFFS 

## LANDRATE Non-Local Authority Charges

	Energy charge [c/kWh]		Ancillary service charge [c/kWh]		Network demand charge [c/kWh]		Network capacity charge [R/POD/day]		Service charge [R/POD/day]	
		VAT incl		VAT incl		VAT incl		VAT incl		VAT incl
Landrate 1	<b>208.48</b>	239.75	<b>0.80</b>	0.92	<b>52.09</b>	59.90	<b>R55.68</b>	R64.03	<b>R46.25</b>	R53.19
Landrate 2	<b>208.48</b>	239.75	<b>0.80</b>	0.92	<b>52.09</b>	59.90	<b>R85.59</b>	R98.43	<b>R46.25</b>	R53.19
Landrate 3	<b>208.48</b>	239.75	<b>0.80</b>	0.92	<b>52.09</b>	59.90	<b>R136.84</b>	R157.37	<b>R46.25</b>	R53.19
Landrate 4	<b>450.29</b>	517.83	<b>0.80</b>	0.92	<b>52.09</b>	59.90	<b>R44.34</b>	R50.99	<b>R0.00</b>	R0.00
Landlight 20A	<b>599.48</b>	689.40								
Landlight 60A	<b>772.81</b>	888.73								
Landrate Dx*									<b>R99.18</b>	R114.06

\*R/day fixed charge inclusive of the following charges; energy, ancillary service, network demand, network capacity and service charge.

## LANDRATE Local Authority Charges

	Energy charge [c/kWh]		Ancillary service charge [c/kWh]		Network demand charge [c/kWh]		Network capacity charge [R/POD/day]		Service charge [R/POD/day]	
		VAT incl		VAT incl		VAT incl		VAT incl		VAT incl
Landrate 1	<b>216.01</b>	248.41	<b>0.82</b>	0.94	<b>53.25</b>	61.24	<b>R56.87</b>	R65.40	<b>R46.54</b>	R53.52
Landrate 2	<b>216.01</b>	248.41	<b>0.82</b>	0.94	<b>53.25</b>	61.24	<b>R87.40</b>	R100.51	<b>R46.54</b>	R53.52
Landrate 3	<b>216.01</b>	248.41	<b>0.82</b>	0.94	<b>53.25</b>	61.24	<b>R139.77</b>	R160.74	<b>R46.54</b>	R53.52
Landrate 4	<b>466.55</b>	536.53	<b>0.82</b>	0.94	<b>53.25</b>	61.24	<b>R45.29</b>	R52.08		
Landrate Dx*									<b>R100.71</b>	R115.82

\*R/day fixed charge inclusive of the following charges; energy, ancillary service, network demand, network capacity and service charge.

## LANDLIGHT

An electricity tariff that provides a subsidy to low-usage single phase supplies in rural areas and is only offered as a prepaid supply without grid-tied generation<sup>1</sup> and has the following charges:

- a single c/kWh active energy charge.

Note that this tariff has no fixed charges (the reason the energy rates are higher than Landrate) and is not applicable to local authority supplies.

Landlight 20A	single-phase 20A
Landlight 60A	single-phase 60A

## LANDLIGHT Non-Local Authority Charges

	Energy charge [c/kWh]	
		VAT incl
Landlight 20A	<b>599.48</b>	689.40
Landlight 60A	<b>772.81</b>	888.73

For a description of the charges refer to the definitions on pages 6-9.



# GENERATOR TARIFFS

## Use-of-system charges for Transmission connected generator customers

### TUoS network charges for generators

The following **TUoS** charges are payable by all generators connected to the **Transmission System** based on the **maximum export capacity**:

- Refer to **page 52** for a map of the **Transmission zones** applicable to **generators**

TUoS network charges for Transmission connected generators	Network charge	
		VAT incl
Cape	<b>R0.00</b>	R0.00
Karoo	<b>R0.00</b>	R0.00
KwaZulu-Natal	<b>R4.14</b>	R4.76
Vaal	<b>R13.77</b>	R15.84
Waterberg	<b>R17.63</b>	R20.27
Mpumalanga	<b>R16.36</b>	R18.81

### TUoS transmission losses charges for generators

The losses charge for transmission connected generators shall be calculated as follows:

- Transmission losses charge** = energy produced in peak, standard, and off-peak periods x WEPS rate excluding losses in peak, standard, and off-peak periods x (**Transmission loss factor** – 1/ **Transmission loss factor**).
- Refer to **APPENDIX E – WEPS** for the WEPS rates excluding losses.
- Refer to **APPENDIX F – LOSS FACTORS** for the loss factors.

### Ancillary service charges for Transmission connected generators and loads

- The following ancillary service charges are payable by all **generators** and **loads** connected to the **Transmission System** based on the active energy as measured at the **point of supply**:

TUoS network charges for Transmission connected generators	Ancillary service charge	
		VAT incl
Generators	<b>0.71</b>	0.82
Loads	<b>0.71</b>	0.82

# GENERATOR TARIFFS

## Use-of-system charges for Distribution connected generator customers

### DUoS network charges for generators

The following **DUoS** network charges are payable by all **generators** connected to the **Distribution System**:

- The **DUoS network charge** is payable based on the **maximum export capacity**.

DUoS network charges for generators		
Voltage	Network capacity charge [R/kW/m]	
		VAT incl
< 500V		
≥ 500V & < 66kV		
≥ 66kV & ≤ 132kV	<b>R28.13</b>	R32.35

### DUoS distribution losses charges for generators

The **DUoS** generator **network charge** shall be rebated based on the following formula:

- Distribution losses charge** = energy produced in peak, standard, and off-peak periods x WEPS rate excluding losses in peak, standard, and off-peak periods x (**Distribution loss factor x Transmission loss factor – 1**).
- Refer to **APPENDIX E – WEPS** for the WEPS rates excluding losses.
- Refer to **APPENDIX F – LOSS FACTORS** for the loss factors.

### Ancillary service charges for Distribution connected generators

The following ancillary service charges are payable by all **generators** connected to the **Distribution system** based on the active energy consumed or generated as measured at the **point of supply**:

DUoS ancillary service charge Urban <sub>p</sub>	Charge [c/kWh]	
		VAT incl
< 500V	<b>0.80</b>	0.92
≥ 500V & < 66kV	<b>0.79</b>	0.91
≥ 66kV & ≤ 132kV	<b>0.77</b>	0.89

DUoS ancillary service charge Rural <sub>p</sub>	Charge [c/kWh]	
		VAT incl
< 500V	<b>0.80</b>	0.92
≥ 500V & ≤ 22kV	<b>0.80</b>	0.92

## GENERATOR TARIFFS

### Urban<sub>p</sub> Service and administration charges for Transmission and Distribution connected generators

The following **DUoS** and **TUoS service and administration charges** are payable by all Urban<sub>p</sub> generators based on the **maximum export capacity**:

DUoS service and administration charges (Urban <sub>p</sub> )				
Customer categories utilised capacity/ maximum export capacity [kVA or MVA = loads] [kW or MW = generators]	Service charge [R/account/day]		Administration charge [R/POD/day]	
		VAT incl		VAT incl
≤ 100 kVA/kW	<b>R28.42</b>	R32.68	<b>R6.25</b>	R7.19
> 100 kVA/kW & ≤ 500 kVA/kW	<b>R129.81</b>	R149.28	<b>R36.42</b>	R41.88
> 500 kVA/kW & ≤ 1 MVA/MW	<b>R399.38</b>	R459.29	<b>R72.29</b>	R83.13
> 1 MVA/MW	<b>R399.38</b>	R459.29	<b>R180.00</b>	R207.00
Key customers or Transmission connected	<b>R7 826.42</b>	R9 000.38	<b>R249.94</b>	R287.43

### Rural<sub>p</sub> Service and administration charges for generators

The following **DUoS service and administration charges** are payable by all Rural<sub>p</sub> generators based on the **maximum export capacity**:

DUoS service and administration charges (Rural <sub>p</sub> )				
Customer categories utilised capacity/ maximum export capacity [kVA or MVA = loads] [kW or MW = generators]	Service charge [R/account/day]		Administration charge [R/POD/day]	
		VAT incl		VAT incl
≤ 100 kVA/kW	<b>R36.00</b>	R41.40	<b>R10.21</b>	R11.74
> 100 kVA/kW & ≤ 500 kVA/kW	<b>R122.76</b>	R141.17	<b>R56.92</b>	R65.46
> 500 kVA/kW & ≤ 1 MVA/MW	<b>R377.63</b>	R434.27	<b>R87.36</b>	R100.46
> 1 MVA/MW	<b>R377.63</b>	R434.27	<b>R162.09</b>	R186.40
Key customers	<b>R7 401.38</b>	R8 511.59	<b>R162.09</b>	R186.40

## Tariffs applicable for the reconciliation of accounts for Eskom customers receiving energy from non-Eskom generators

### Gen-wheeling tariff

A reconciliation electricity tariff for local and non-local electricity customers connected at >1kV on Urban or Rural networks on the Megaflex, Megaflex Gen, Miniflex, Ruraflex or Ruraflex Gen TOU electricity tariffs that have entered into a wheeling transaction with a generator.

- A credit raised on the total wheeled energy and seasonally and time-of-use differentiated c/kWh **active energy charges** excluding losses and based on whether the main account is a local authority or non-local authority account;
- three time-of-use periods namely **peak, standard and off-peak**, as specified in **APPENDIX A – ESKOM'S DEFINED TIME-OF-USE PERIODS**;
- the treatment of **public holidays** for the raising of the credit active energy charge shall be as specified in **APPENDIX D – TREATMENT OF PUBLIC HOLIDAYS FOR 2024/25**;
- a R/POD/day **administration charge** based on the **monthly utilised capacity** of each POD linked to an account; and
- a credit raised on the total wheeled energy and the c/kWh **affordability subsidy charge** (applicable to non-local authority tariffs only).

Below is the summary of the charges:

Tariff name	Type of charge	Rate
Gen-wheeling non-Munic urban	Energy charge (credit)	WEPS – Non-local authority energy charges excluding losses
	Affordability subsidy charge (credit)	WEPS – Non-local authority affordability charges
	Administration charge	WEPS – Non-local authority administration charges
	All other tariff charges	NA
Gen-wheeling non-Munic rural	Energy charge (credit)	WEPS – Non-local authority energy charges excluding losses
	Administration charge	Ruraflex Non-local authority charges
	All other tariff charges	NA
Gen-wheeling Munic urban	Energy charge (credit)	WEPS – Local authority energy charges excluding losses
	Administration charge	WEPS – Local authority administration charges
	All other tariff charges	NA
Gen-wheeling Munic rural	Energy charge (credit)	WEPS – Local authority energy charges excluding losses
	Administration charge	Ruraflex Local authority charges
	All other tariff charges	NA

 For a description of the charges refer to the definitions on pages 6-9.

GENERATOR TARIFFS 

## Tariffs applicable for the reconciliation of accounts for Eskom customers receiving energy from non-Eskom generators

### Gen-offset tariff

A reconciliation electricity tariff for non-local authority electricity customers connected to Urban<sub>p</sub> or Rural<sub>p</sub> networks on the Megaflex, Megaflex Gen, Miniflex, Homeflex, Ruraflex or Ruraflex Gen TOU tariffs where there is a net-metering/offset transaction:

- a credit raised on the total active energy exported and seasonally and time-of-use differentiated **active energy charges** including losses based on the voltage of supply and the **Transmission zone**;
- three time-of-use periods namely **peak, standard** and **off-peak**, as specified in **APPENDIX A – ESKOM'S DEFINED TIME-OF-USE PERIODS**;
- the treatment of **public holidays** for the raising of the credit active energy charge shall be as specified in **APPENDIX D – TREATMENT OF PUBLIC HOLIDAYS FOR 2024/25**;
- a credit raised on total active energy exported and the ancillary service charge, based on the voltage of the supply;
- a R/POD/day administration charge based on the **monthly utilised capacity** of each POD linked to an account; and
- a credit raised on the **total active energy** exported and the **affordability subsidy charge** (applicable to non-local authority tariffs only).

Below is the summary of the charges:

Tariff name	Type of charge	Rate
Gen-offset urban	Energy charge (credit)	WEPS Non-local authority tariff – energy rate per Transmission Zone and voltage inclusive of losses*
	Ancillary service charge (credit)*	WEPS Non-local authority tariff – ancillary service charge*
	Affordability subsidy charge (credit)*	WEPS Non-local authority tariff – affordability subsidy charge*
	Administration charge	WEPS Non-local authority – administration charge*
	All other tariff charges	NA
Gen-offset rural	Energy charge (credit)	Ruraflex Non-local authority tariff – energy rates per Transmission Zone and voltage
	Ancillary service charge (credit)	Ruraflex Non-local authority tariff – ancillary service charge
	Administration charge	Ruraflex Non-local authority tariff – administration charge
	All other tariff charges	NA
Gen-offset Homeflex	Energy charge (credit)	Equal to the active energy charge of Homeflex

\*This is the same as Megaflex charges

## Tariffs applicable for the reconciliation of accounts for Eskom customers receiving energy from non-Eskom generators

### Gen-purchase tariff

A reconciliation electricity tariff for local and non-local electricity customers connected to Urban<sub>p</sub> or Rural<sub>p</sub> networks on the Megaflex, Megaflex Gen, Miniflex, Ruraflex or Ruraflex Gen TOU tariffs where Eskom purchases energy from a non-Eskom generator but the energy is consumed by the customer:

- seasonally and time-of-use differentiated c/kWh **active energy charges** excluding losses based on the active energy purchased by Eskom, but consumed by the customer and whether the main account is a local authority or non-local authority account;
- three time-of-use periods namely **peak, standard** and **off-peak**, as specified in **APPENDIX A – ESKOM'S DEFINED TIME-OF-USE PERIODS**;
- the treatment of **public holidays** for the raising of the credit active energy charge shall be as specified in **APPENDIX D – TREATMENT OF PUBLIC HOLIDAYS FOR 2024/25**;
- a R/POD/day **administration charge** based on the **monthly utilised capacity** of each POD linked to an account; and
- a c/kWh **affordability subsidy charge** applied to the total active energy purchased by Eskom but consumed by the customer (applicable to non-local authority tariffs only).

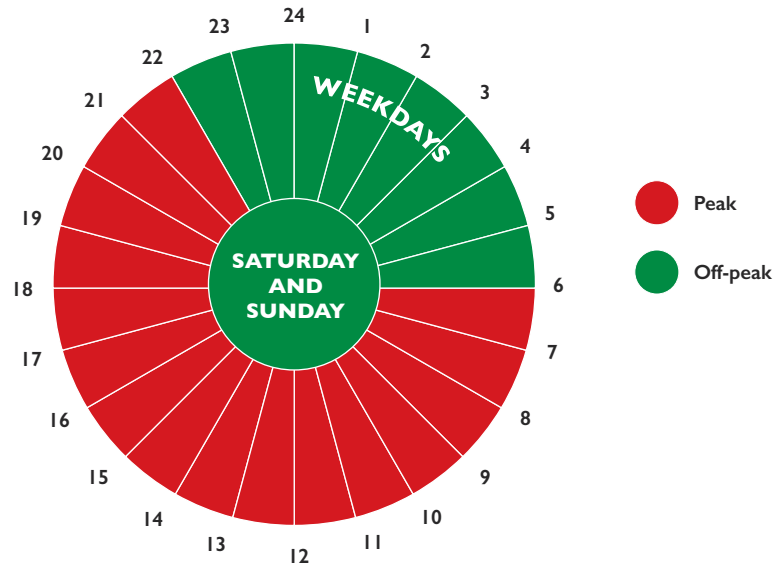
Below is the summary of the charges:

Tariff name	Type of charge	Rate
Gen-purchase-urban	Energy charge	WEPS – Non-local authority energy charges excluding losses
	Affordability subsidy charge	WEPS – Non-local authority affordability charges
	Administration charge	WEPS – Non-local authority administration charges
	All other tariff charges	NA
Gen-purchase-rural	Energy charge	WEPS – Non-local authority energy charges excluding losses
	Administration charge	Ruraflex Non-local authority charges
	All other tariff charges	NA
Gen-purchase Munic urban	Energy charge	WEPS – Local authority energy charges excluding losses
	Administration charge	WEPS – Local authority administration charges
	All other tariff charges	NA
Gen-purchase Munic rural	Energy charge	WEPS – Local authority energy charges excluding losses
	Administration charge	Ruraflex Local authority charges
	All other tariff charges	NA

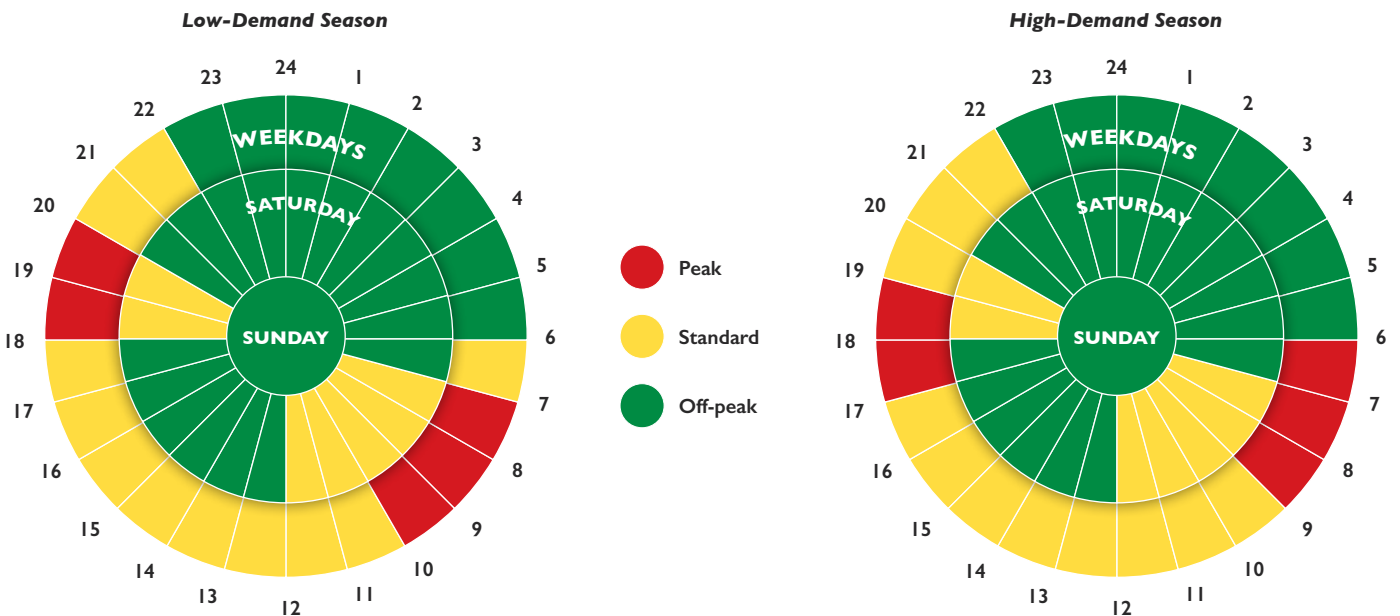
# APPENDIX A

## Eskom's defined time-of-use periods

### NIGHTSAVE URBAN LARGE, NIGHTSAVE URBAN SMALL AND NIGHTSAVE RURAL



### WEPS, MEGAFLEX, MINIFLEX, MEGAFLEX GEN, RURAFLEX GEN, RURAFLEX AND HOMEFLEX



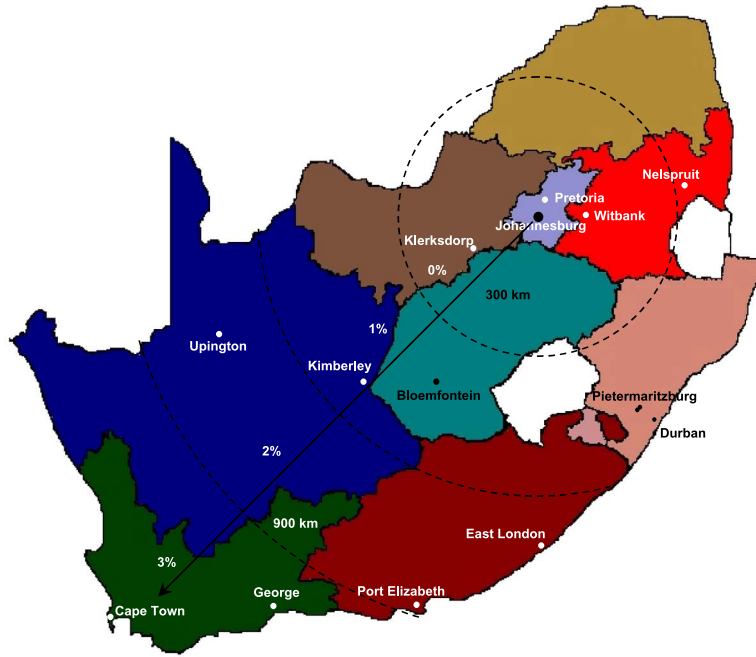
For a description of the charges refer to the definitions on pages 6-9.

[BACK TO CONTENTS](#)

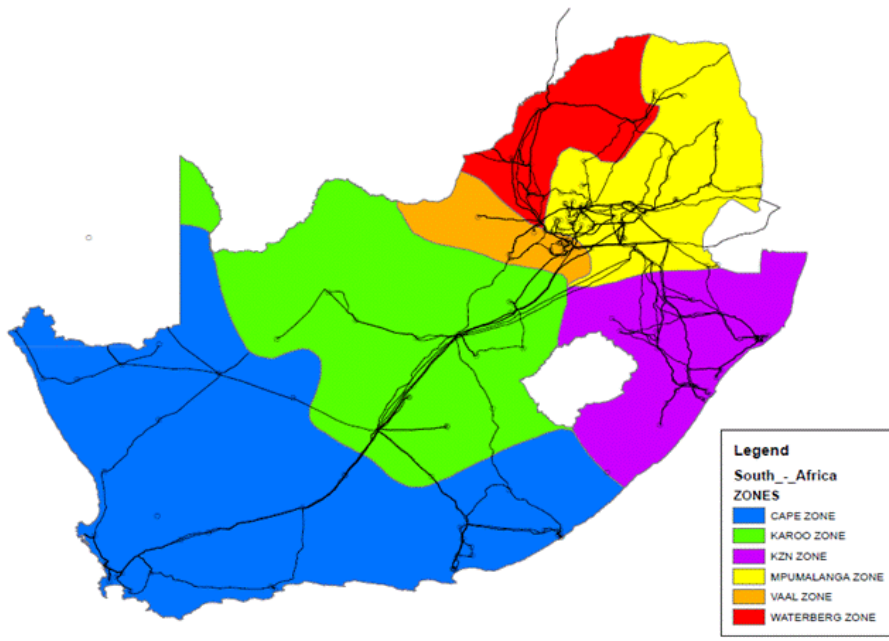
# APPENDIX B

## Transmission Zones

### TRANSMISSION ZONES FOR LOADS



### TRANSMISSION ZONES FOR GENERATORS



For a description of the charges refer to the definitions on pages 6-9.

[BACK TO CONTENTS](#)



## APPENDIX C

---

### NMD Rules and Excess Network Capacity Charges

The NMD (and MEC rules), as amended from time to time with the approval of NERSA, set out the rules relating to notification, changes and exceedance of the NMD and MEC.

#### Charges applicable for exceedance of the NMD

An exceedance of the **NMD** based on the difference between the **maximum demand** and the NMD, will impact the following charges (as applicable): the **Distribution network capacity charge\***, the **network capacity charge\***, the **Transmission network charge** and the urban low voltage subsidy charge for the DUoS charges, the TUoS charges and the Ruraflex, Ruraflex Gen, Nightsave Rural, Megaflex, Megaflex Gen, Miniflex, Nightsave Urban Small and Nightsave Urban Large tariffs.

The amount payable through the **excess network capacity charge** in the event of an exceedance is calculated on the number of times the **NMD** is exceeded by the **maximum demand** multiplied by the portion of the maximum demand exceeding the **NMD** multiplied by the sum of the **Distribution network capacity charge\*** and the **Transmission network charge** (or for Miniflex and Ruraflex the **network capacity charge\***) and if applicable, the **urban low voltage subsidy charge** for the respective tariffs. The **excess network capacity charges** are set out below.

*\*Note that any reference in the NMD rules to “the network access charge” must be replaced with “the network capacity charge”; and to “the excess network access charge” must be replaced with “excess network capacity charge”.*

#### Charges applicable for exceedance of the MEC rules\*

These rules are in the process of being revised by NERSA. Please refer to the Eskom website: [www.eskom.co.za/tariffs](http://www.eskom.co.za/tariffs) for the latest version of the rules.

The charges to follow shall apply in the event of an NMD exceedance x the event number.

# APPENDIX C

## Excess network capacity charges – Non-Local Authority

URBAN - EXCESS NCC			
Megaflex/Megaflex Gen [non-local authorities]			
Transmission zone	Voltage	Excess NCC[R/kVA/m]	
			VAT incl
≤ 300km	< 500V	<b>R52.30</b>	R60.15
	≥ 500V & < 66kV	<b>R47.91</b>	R55.10
	≥ 66kV & ≤ 132kV	<b>R55.08</b>	R63.34
	> 132kV*	<b>R47.81</b>	R54.98
> 300km and ≤ 600km	< 500V	<b>R52.42</b>	R60.28
	≥ 500V & < 66kV	<b>R48.05</b>	R55.26
	≥ 66kV & ≤ 132kV	<b>R55.20</b>	R63.48
	> 132kV*	<b>R47.97</b>	R55.17
> 600km and ≤ 900km	< 500V	<b>R52.63</b>	R60.52
	≥ 500V & < 66kV	<b>R48.20</b>	R55.43
	≥ 66kV & ≤ 132kV	<b>R55.29</b>	R63.58
	> 132kV*	<b>R48.27</b>	R55.51
> 900km	< 500V	<b>R52.74</b>	R60.65
	≥ 500V & < 66kV	<b>R48.39</b>	R55.65
	≥ 66kV & ≤ 132kV	<b>R55.44</b>	R63.76
	> 132kV*	<b>R48.41</b>	R55.67

\*132 kV or Transmission connected

URBAN - EXCESS NCC			
Nightsave Urban Large [non-local authorities]			
Transmission zone	Voltage	Excess NCC [R/kVA/m]	
			VAT incl
≤ 300km	< 500V	<b>R52.30</b>	R60.15
	≥ 500V & < 66kV	<b>R47.91</b>	R55.10
	≥ 66kV & ≤ 132kV	<b>R55.08</b>	R63.34
	> 132kV*	<b>R47.81</b>	R54.98
> 300km and ≤ 600km	< 500V	<b>R52.42</b>	R60.28
	≥ 500V & < 66kV	<b>R48.05</b>	R55.26
	≥ 66kV & ≤ 132kV	<b>R55.20</b>	R63.48
	> 132kV*	<b>R47.97</b>	R55.17
> 600km and ≤ 900km	< 500V	<b>R52.63</b>	R60.52
	≥ 500V & < 66kV	<b>R48.20</b>	R55.43
	≥ 66kV & ≤ 132kV	<b>R55.29</b>	R63.58
	> 132kV*	<b>R48.27</b>	R55.51
> 900km	< 500V	<b>R52.74</b>	R60.65
	≥ 500V & < 66kV	<b>R48.39</b>	R55.65
	≥ 66kV & ≤ 132kV	<b>R55.44</b>	R63.76
	> 132kV*	<b>R48.41</b>	R55.67

\*132 kV or Transmission connected

URBAN - EXCESS NCC			
Miniflex [non-local authorities]			
Transmission zone	Voltage	Excess NCC [R/kVA/m]	
			VAT incl
≤ 300km	< 500V	<b>R52.22</b>	R60.05
	≥ 500V & < 66kV	<b>R47.87</b>	R55.05
	≥ 66kV & ≤ 132kV	<b>R55.00</b>	R63.25
	> 132kV*	<b>R47.70</b>	R54.86
> 300km and ≤ 600km	< 500V	<b>R52.36</b>	R60.21
	≥ 500V & < 66kV	<b>R48.03</b>	R55.23
	≥ 66kV & ≤ 132kV	<b>R55.10</b>	R63.37
	> 132kV*	<b>R47.92</b>	R55.11
> 600km and ≤ 900km	< 500V	<b>R52.62</b>	R60.51
	≥ 500V & < 66kV	<b>R48.17</b>	R55.40
	≥ 66kV & ≤ 132kV	<b>R55.27</b>	R63.56
	> 132kV*	<b>R48.20</b>	R55.43
> 900km	< 500V	<b>R52.65</b>	R60.55
	≥ 500V & < 66kV	<b>R48.33</b>	R55.58
	≥ 66kV & ≤ 132kV	<b>R55.37</b>	R63.68
	> 132kV*	<b>R48.35</b>	R55.60

\*132 kV or Transmission connected

URBAN - EXCESS NCC			
Nightsave Urban Small [non-local authorities]			
Transmission zone	Voltage	Excess NCC[R/kVA/m]	
			VAT incl
≤ 300km	< 500V	<b>R52.30</b>	R60.15
	≥ 500V & < 66kV	<b>R47.91</b>	R55.10
	≥ 66kV & ≤ 132kV	<b>R55.08</b>	R63.34
	> 132kV*	<b>R47.81</b>	R54.98
> 300km and ≤ 600km	< 500V	<b>R52.42</b>	R60.28
	≥ 500V & < 66kV	<b>R48.05</b>	R55.26
	≥ 66kV & ≤ 132kV	<b>R55.20</b>	R63.48
	> 132kV*	<b>R47.97</b>	R55.17
> 600km and ≤ 900km	< 500V	<b>R52.63</b>	R60.52
	≥ 500V & < 66kV	<b>R48.20</b>	R55.43
	≥ 66kV & ≤ 132kV	<b>R55.29</b>	R63.58
	> 132kV*	<b>R48.27</b>	R55.51
> 900km	< 500V	<b>R52.74</b>	R60.65
	≥ 500V & < 66kV	<b>R48.39</b>	R55.65
	≥ 66kV & ≤ 132kV	<b>R55.44</b>	R63.76
	> 132kV*	<b>R48.41</b>	R55.67

\*132 kV or Transmission connected

RURAL - EXCESS NCC			
Nightsave Rural [non-local authorities]			
Transmission zone	Voltage	Excess NCC [R/kVA/m]	
			VAT incl
≤ 300km	< 500V	<b>R26.19</b>	R30.12
	≥ 500V & ≤ 22kV	<b>R24.07</b>	R27.68
> 300km and ≤ 600km	< 500V	<b>R26.23</b>	R30.16
	≥ 500V & ≤ 22kV	<b>R24.15</b>	R27.77
> 600km and ≤ 900km	< 500V	<b>R26.48</b>	R30.45
	≥ 500V & ≤ 22kV	<b>R24.31</b>	R27.96
> 900km	< 500V	<b>R26.55</b>	R30.53
	≥ 500V & ≤ 22kV	<b>R24.36</b>	R28.01

RURAL - EXCESS NCC			
Ruraflex/Ruraflex Gen [non-local authorities]			
Transmission zone	Voltage	Excess NCC [R/kVA/m]	
			VAT incl
≤ 300km	< 500V	<b>R36.60</b>	R42.09
	≥ 500V & ≤ 22kV	<b>R33.54</b>	R38.57
> 300km and ≤ 600km	< 500V	<b>R36.71</b>	R42.22
	≥ 500V & ≤ 22kV	<b>R33.73</b>	R38.79
> 600km and ≤ 900km	< 500V	<b>R36.89</b>	R42.42
	≥ 500V & ≤ 22kV	<b>R33.90</b>	R38.99
> 900km	< 500V	<b>R37.06</b>	R42.62
	≥ 500V & ≤ 22kV	<b>R33.91</b>	R39.00

# APPENDIX C

## Excess network capacity charges (NCC) – Local Authority

URBAN - EXCESS NCC			
Megaflex [local authorities]			
Transmission zone	Voltage	Excess NCC[R/kVA/m]	
			VAT incl
≤ 300km	< 500V	<b>R52.91</b>	R60.85
	≥ 500V & < 66kV	<b>R48.41</b>	R55.67
	≥ 66kV & ≤ 132kV	<b>R55.52</b>	R63.85
	> 132kV*	<b>R48.15</b>	R55.37
> 300km and ≤ 600km	< 500V	<b>R52.98</b>	R60.93
	≥ 500V & < 66kV	<b>R48.60</b>	R55.89
	≥ 66kV & ≤ 132kV	<b>R55.65</b>	R64.00
	> 132kV*	<b>R48.34</b>	R55.59
> 600km and ≤ 900km	< 500V	<b>R53.22</b>	R61.20
	≥ 500V & < 66kV	<b>R48.69</b>	R55.99
	≥ 66kV & ≤ 132kV	<b>R55.78</b>	R64.15
	> 132kV*	<b>R48.61</b>	R55.90
> 900km	< 500V	<b>R53.30</b>	R61.30
	≥ 500V & < 66kV	<b>R48.88</b>	R56.21
	≥ 66kV & ≤ 132kV	<b>R55.89</b>	R64.27
	> 132kV*	<b>R48.74</b>	R56.05

\*132 kV or Transmission connected

URBAN - EXCESS NCC			
Nightsave Urban Large [local authorities]			
Transmission zone	Voltage	Excess NCC [R/kVA/m]	
			VAT incl
≤ 300km	< 500V	<b>R52.91</b>	R60.85
	≥ 500V & < 66kV	<b>R48.41</b>	R55.67
	≥ 66kV & ≤ 132kV	<b>R55.52</b>	R63.85
	> 132kV*	<b>R48.15</b>	R55.37
> 300km and ≤ 600km	< 500V	<b>R52.98</b>	R60.93
	≥ 500V & < 66kV	<b>R48.60</b>	R55.89
	≥ 66kV & ≤ 132kV	<b>R55.65</b>	R64.00
	> 132kV*	<b>R48.34</b>	R55.59
> 600km and ≤ 900km	< 500V	<b>R53.22</b>	R61.20
	≥ 500V & < 66kV	<b>R48.69</b>	R55.99
	≥ 66kV & ≤ 132kV	<b>R55.78</b>	R64.15
	> 132kV*	<b>R48.61</b>	R55.90
> 900km	< 500V	<b>R53.30</b>	R61.30
	≥ 500V & < 66kV	<b>R48.88</b>	R56.21
	≥ 66kV & ≤ 132kV	<b>R55.89</b>	R64.27
	> 132kV*	<b>R48.74</b>	R56.05

\*132 kV or Transmission connected

URBAN - EXCESS NCC			
Miniflex [local authorities]			
Transmission zone	Voltage	Excess NCC [R/kVA/m]	
			VAT incl
≤ 300km	< 500V	<b>R52.88</b>	R60.81
	≥ 500V & < 66kV	<b>R48.41</b>	R55.67
	≥ 66kV & ≤ 132kV	<b>R55.48</b>	R63.80
	> 132kV*	<b>R48.15</b>	R55.37
> 300km and ≤ 600km	< 500V	<b>R52.97</b>	R60.92
	≥ 500V & < 66kV	<b>R48.62</b>	R55.91
	≥ 66kV & ≤ 132kV	<b>R55.62</b>	R63.96
	> 132kV*	<b>R48.34</b>	R55.59
> 600km and ≤ 900km	< 500V	<b>R53.25</b>	R61.24
	≥ 500V & < 66kV	<b>R48.74</b>	R56.05
	≥ 66kV & ≤ 132kV	<b>R55.76</b>	R64.12
	> 132kV*	<b>R48.61</b>	R55.90
> 900km	< 500V	<b>R53.27</b>	R61.26
	≥ 500V & < 66kV	<b>R48.95</b>	R56.29
	≥ 66kV & ≤ 132kV	<b>R55.86</b>	R64.24
	> 132kV*	<b>R48.74</b>	R56.05

\*132 kV or Transmission connected

URBAN - EXCESS NCC			
Nightsave Urban Small [local authorities]			
Transmission zone	Voltage	Excess NCC[R/kVA/m]	
			VAT incl
≤ 300km	< 500V	<b>R52.91</b>	R60.85
	≥ 500V & < 66kV	<b>R48.41</b>	R55.67
	≥ 66kV & ≤ 132kV	<b>R55.52</b>	R63.85
	> 132kV*	<b>R48.15</b>	R55.37
> 300km and ≤ 600km	< 500V	<b>R52.98</b>	R60.93
	≥ 500V & < 66kV	<b>R48.60</b>	R55.89
	≥ 66kV & ≤ 132kV	<b>R55.65</b>	R64.00
	> 132kV*	<b>R48.34</b>	R55.59
> 600km and ≤ 900km	< 500V	<b>R53.22</b>	R61.20
	≥ 500V & < 66kV	<b>R48.69</b>	R55.99
	≥ 66kV & ≤ 132kV	<b>R55.78</b>	R64.15
	> 132kV*	<b>R48.61</b>	R55.90
> 900km	< 500V	<b>R53.30</b>	R61.30
	≥ 500V & < 66kV	<b>R48.88</b>	R56.21
	≥ 66kV & ≤ 132kV	<b>R55.89</b>	R64.27
	> 132kV*	<b>R48.74</b>	R56.05

\*132 kV or Transmission connected

RURAL - EXCESS NCC			
Nightsave Rural [local authorities]			
Transmission zone	Voltage	Excess NCC [R/kVA/m]	
			VAT incl
≤ 300km	< 500V	<b>R26.76</b>	R30.77
	≥ 500V & ≤ 22kV	<b>R24.57</b>	R28.26
> 300km and ≤ 600km	< 500V	<b>R26.80</b>	R30.82
	≥ 500V & ≤ 22kV	<b>R24.66</b>	R28.36
> 600km and ≤ 900km	< 500V	<b>R27.08</b>	R31.14
	≥ 500V & ≤ 22kV	<b>R24.83</b>	R28.55
> 900km	< 500V	<b>R27.11</b>	R31.18
	≥ 500V & ≤ 22kV	<b>R24.84</b>	R28.57

RURAL - EXCESS NCC			
Ruraflex [local authorities]			
Transmission zone	Voltage	Excess NCC [R/kVA/m]	
			VAT incl
≤ 300km	< 500V	<b>R37.34</b>	R42.94
	≥ 500V & ≤ 22kV	<b>R34.26</b>	R39.40
> 300km and ≤ 600km	< 500V	<b>R37.50</b>	R43.13
	≥ 500V & ≤ 22kV	<b>R34.45</b>	R39.62
> 600km and ≤ 900km	< 500V	<b>R37.70</b>	R43.36
	≥ 500V & ≤ 22kV	<b>R34.63</b>	R39.82
> 900km	< 500V	<b>R37.81</b>	R43.48
	≥ 500V & ≤ 22kV	<b>R34.65</b>	R39.85

[BACK TO CONTENTS](#)

## APPENDIX D

### Treatment of public holidays for 2024/25

The Table below indicates the treatment of public holidays for the Nightsave (Urban Large & Small), WEPS, Megaflex, Megaflex Gen and Miniflex tariffs for the period 1 April 2024 until 30 June 2025. The relevant seasonally differentiated energy charges, energy demand charges and network demand charges will be applicable on these days. Any unexpectedly announced public holiday not listed below will be treated as the day of the week on which it falls.

- The following public holidays will always be treated as a Sunday for Miniflex, Megaflex, Megaflex Gen and WEPS tariffs: New Year's Day, Good Friday, Family Day, Christmas Day and Day of Goodwill. All other days will be treated as a Saturday unless it falls on a Sunday in which case it will be treated as a Sunday.
- For Nightsave Urban Large and Small, all public holidays will be treated as a Sunday.
- All public holidays for the Nightsave Rural, Ruraflex, Ruraflex Gen and Homeflex tariffs will be treated as the day of the week on which it falls.

Date	Day	Actual day of the week	TOU day treated as	
			Nightsave Urban Large Nightsave Urban Small	Megaflex, Miniflex, WEPS, Megaflex Gen
1 April 2024	Family Day	Monday	Sunday	Sunday
27 April 2024	Freedom Day	Saturday	Sunday	Saturday
1 May 2024	Workers' Day	Wednesday	Sunday	Saturday
16 June 2024	Youth Day	Sunday	Sunday	Sunday
17 June 2024	Public Holiday	Monday	Sunday	Saturday
9 August 2024	National Women's Day	Friday	Sunday	Saturday
24 September 2024	Heritage Day	Tuesday	Sunday	Saturday
16 December 2024	Day of Reconciliation	Monday	Sunday	Saturday
25 December 2024	Christmas Day	Wednesday	Sunday	Sunday
26 December 2024	Day of Goodwill	Thursday	Sunday	Sunday
1 January 2025	New Year's Day	Wednesday	Sunday	Sunday
21 March 2025	Human Rights Day	Friday	Sunday	Saturday
18 April 2025	Good Friday	Friday	Sunday	Sunday
21 April 2025	Family Day	Monday	Sunday	Sunday
27 April 2025	Freedom Day	Sunday	Sunday	Sunday
28 April 2025	Public Holiday	Monday	Sunday	Saturday
1 May 2025	Workers' Day	Thursday	Sunday	Saturday
16 June 2025	Youth Day	Monday	Sunday	Saturday

## APPENDIX E

### WEPS – Non-Local Authority energy charges excluding losses

The following Table shows the WEPS energy rate, excluding losses. These are also the same as the Megaflex energy rates excluding losses.

ACTIVE ENERGY CHARGE EXCLUDING LOSSES (c/kWh)											
High demand season   Jun - Aug						Low demand season   Sep - May					
Peak		Standard		Off Peak		Peak		Standard		Off Peak	
	VAT incl		VAT incl		VAT incl		VAT incl		VAT incl		VAT incl
<b>543.88</b>	625.46	<b>164.73</b>	189.44	<b>89.48</b>	102.90	<b>177.47</b>	204.09	<b>122.11</b>	140.43	<b>77.48</b>	89.10

\*132 kV or Transmission connected

### WEPS – Non-Local Authority administration charges

Customer categories	Service charge [R/account/day]		Administration charge [R/POD/day]	
		VAT incl		VAT incl
≤ 100 kVA	<b>R28.42</b>	R32.68	<b>R6.25</b>	R7.19
> 100 kVA & ≤ 500 kVA	<b>R129.81</b>	R149.28	<b>R36.42</b>	R41.88
> 500 kVA & ≤ 1 MVA	<b>R399.38</b>	R459.29	<b>R72.29</b>	R83.13
> 1 MVA	<b>R399.38</b>	R459.29	<b>R180.00</b>	R207.00
Key customers	<b>R7 826.42</b>	R9 000.38	<b>R249.94</b>	R287.43

### WEPS – Non-Local Authority affordability charges

Affordability Subsidy Charge [c/kWh]	
Only payable by non-local Authority tariffs	
	VAT incl
<b>R9.23</b>	R10.61

 For a description of the charges refer to the definitions on pages 6-9.

[BACK TO CONTENTS](#) 

## APPENDIX E

### WEPS – Local Authority energy charges excluding losses

ACTIVE ENERGY CHARGE FOR LOADS (C/KWH)											
High demand season   Jun - Aug						Low demand season   Sep - May					
Peak		Standard		Off Peak		Peak		Standard		Off Peak	
	VAT incl		VAT incl		VAT incl		VAT incl		VAT incl		VAT incl
<b>563.54</b>	648.07	<b>170.71</b>	196.32	<b>92.70</b>	106.61	<b>183.83</b>	211.40	<b>126.52</b>	145.50	<b>80.25</b>	92.29

\*132 kV or Transmission connected

### WEPS – Local Authority administration charges

Customer categories	Service charge [R/account/day]		Administration charge [R/POD/day]	
		VAT incl		VAT incl
≤ 100 kVA	<b>R28.61</b>	R32.90	<b>R6.27</b>	R7.21
> 100 kVA & ≤ 500 kVA	<b>R130.73</b>	R150.34	<b>R36.61</b>	R42.10
> 500 kVA & ≤ 1 MVA	<b>R402.32</b>	R462.67	<b>R72.83</b>	R83.75
> 1 MVA	<b>R402.32</b>	R462.67	<b>R181.34</b>	R208.54
Key customers	<b>R7 883.85</b>	R9 066.43	<b>R251.77</b>	R289.54

**The formula used to determine the WEPS losses c/kWh value is:**

**(Energy charge P<sub>s</sub>O) x (Distribution voltage loss factor x Transmission zone loss factor - I)**

**This rate is applied for the purposes of making calculations for the following:**

- Distribution losses charge for distribution-connected generators
- The losses charge for transmission-connected generators
- Where a customer receives a portion of energy from a third party or supplementary generator in terms of the following energy reconciliation scenarios:
  - Gen-wheeling
  - Gen-purchase

## APPENDIX F

### Loss Factors

The **Distribution loss factors** for loads and generators connected to the **Distribution system** as measured at the **point of supply/POD** are given in the Table below:

Distribution loss factors		
Voltage	Urban loss factor	Rural loss factor
< 500V	1,1111	1,1527
≥ 500V & < 66kV	1,0957	1,1412
≥ 66kV & ≤ 132kV	1,0611	
> 132 kV/Transmission connected	1,0000	

The **Transmission loss factors** for loads and **Transmission** connected generators as measured at **point of supply/POD** are given in the Table below:

Transmission loss factors for loads		
Distance from Johannesburg	Zone	Loss factor
≤ 300km	0	1,0107
> 300km & ≤ 600km	1	1,0208
> 600km & ≤ 900km	2	1,0310
> 900km	3	1,0413

Loss factors for Transmission connected generators	Zone
Cape	0,971
Karoo	0,995
KwaZulu-Natal	1,004
Vaal	1,020
Waterberg	1,023
Mpumalanga	1,021

 For a description of the charges refer to the definitions on pages 6-9.

[BACK TO CONTENTS](#) 

## APPENDIX G

### Eskom's annual average price adjustment

Eskom's tariffs are adjusted on an annual basis – previously on 1 January, but due to the change in Eskom's financial year, price adjustments now take place on 1 April every year. The average tariff adjustments since 2008 are indicated in the Table below. Each tariff, due to structural changes, may have experienced a higher or lower impact than the average tariff adjustment.

#### Eskom's average tariff adjustment for the last 15 years

Year	Tariff Adjustment	CPI
2009/10	31.30	6.16
2010/11	24.80	5.40
2011/12	25.80	4.50
2012/13	16.00	5.70
2013/14	8.00	6.00
2014/15	8.00	6.00
2015/16	12.69	5.70
2016/17	9.40	6.59
2017/18	2.20	5.30
2018/19	5.23	4.50
2019/20	13.87	4.20
2020/21	8.76	3.90
2021/22	15.06	4.60
2022/23	9.61	6.90
2023/24	18.65	4.50
2024/25	12.74	4.95



## APPENDIX H

### Designing Tariffs

Eskom's average price for electricity is based on the overall cost of supply but, in order to determine tariffs, it is first necessary to break down the overall costs into relevant cost categories. Costs are expressed in a manner that will ultimately be applied to derive the tariffs according to an appropriate cost driver. By using the correct cost driver for each cost component, the possibility of inappropriate pooling of costs is reduced.

#### Common cost drivers are:

- R/customer/month or R/customer/day – typically for customer service and administration costs
- R/kVA or R/kW – typically for network costs
- c/kWh – typically for energy costs
- c/kVArh – reactive energy costs
- Energy loss factors for energy loss costs

#### The cost of providing electricity to customers varies according to:

- The quantity of electricity used and the period (time or season) when the electricity is used
- The size/capacity of the supply required
- The geographic location of the customer
- The voltage at which supply is provided
- The cost of connecting a supply
- The density of the points of delivery where the customer's supply is located

#### A totally cost representative tariff will reflect the cost drivers and the factors that could influence cost by taking into account the following:

- The time of use and seasonal variance of energy costs
- Unbundled costs for distribution and transmission networks; these costs are differentiated according to:
  - the supply voltage
  - the density of the points of delivery
- Retail charges that reflect the size of the customer and the service provided
- A connection charge that reflects the location of the supply and the impact on upstream costs

However, the tariff applied depends on meter capability, billing functionality and logistics, as well as limitations on tariff complexity and the impact of changes to existing tariffs. For more energy-intensive users of electricity, tariff structures tend to be more complex, whereas for users such as domestic customers tariffs are simpler.

- A larger customer will have a much lower supply cost than a smaller customer. In Eskom, larger customers generally subsidise smaller customers.

The reasons for the higher cost for small customers are as follows:

- As a ratio of overall consumption, smaller customers tend to use much more electricity in the more expensive peak periods and have a poorer load factor than larger customers.

Significantly more network capacity is required at the lower voltage level (e.g., 500V) to supply a smaller customer than is required to supply a larger customer (e.g., 132 kV). This means that more electrical networks have to be built, maintained, and operated to supply smaller customers. Also, more electrical losses occur in the latter sector.

For Eskom, the overall price of electricity is regulated and is based on allowed costs plus a return on assets as determined by the National Electricity Regulator of South Africa. While Eskom's **average** price (total revenue/total consumption) is based on this NERSA regulated allowed cost, **individual** price levels per customer or per customer class might not be cost representative and include subsidies. This is due to cost averaging, historical cross-subsidies, and social factors such as the customer's ability to pay the determined price.

## APPENDIX I

---

### Billing

#### Estimated readings

Conventional meters are read at least once every three months. Estimated charges are raised in months during which no meter readings are taken, and these are subsequently adjusted when actual consumption is measured.

#### Deposits

A security deposit covering three months' consumption is required.

#### Pro-rating of bills

Pro-rating takes place under the following circumstances:

- at times of price increase and seasonal charges
- where a billing period spans the price change period
- where readings for demand or energy are not measured

Pro-rating is done by taking into account the number of days in the billing period where the old rates are applicable and the number of days in the billing period where the new rates are applicable.

**Example:** In a billing period of 31 days, with 15 days billed at the old rate and 16 days billed at the new rate, consumption of 1000 kWh in total, consumption is pro-rated as follows:

**1000 kWh x 15/30 x c/kWh (old rate)**

**1000 kWh x 16/30 x c/kWh (new rate)**

The above gives an indication of pro-ration of consumption only. In other individual charges, pro-ration may differ slightly; however, all are based on the number of days.





## **CONTACT INFORMATION**

Customer Care Number  
**0860 037 566**

Eskom Toll-Free Crime Line  
**0800 11 27 22**

