

Tariffs and Charges Booklet 2026 - 2027

Charges for non-local authorities effective from
1 April 2026 to 31 March 2027

Charges for local authorities effective from
1 July 2026 to 30 June 2027

(Please refer to the 2025/26 tariff book for local authority tariffs 1 April 2025 to 30 June 2026)



Disclaimer: The details contained in the Tariff book are purely to inform you of Eskom's tariffs and charges. Under no circumstances should the Tariff book be regarded as an amendment of any agreements with Eskom. No representation or warranty is given regarding the accuracy of any information contained in the Tariff book. Eskom accordingly disclaims any and all liability resulting from the use of or reliance on the information contained in the Tariff book.

The official documents containing Eskom's tariffs are the Schedule of Standard Prices and can be accessed on the website: www.eskom.co.za/tariffs

CONTENTS

| | |
|--|----|
| Contact Numbers | 05 |
| Eskom's Customer Service Charter | 05 |
| Foreword | 06 |
| Abbreviations | 08 |
| Definitions | 08 |
| Standard Fees/charges for Services Rendered | 11 |
| Urban Tariffs | 12 |
| | 12 |
| Megaflex Non-local Authority Charges | 13 |
| MunicFlex | 14 |
| MunicFlex Local Authority Charges | 15 |
| | 16 |
| Gen | |
| MegaFlex Gen Non-Local Authority Charges | 17 |
| | 19 |
| Miniflex Non-local Authority Charges | 20 |
|  Urban | |
| Nightsave Urban – Non-local Authority Charges | 21 |
| | 22 |
| | 23 |
| Businessrate - Non-Local Authority Charges | 23 |
| Municrate | 24 |
| Municrate Local Authority Charges | 24 |
| | 25 |
| Public Lighting - Non-local Authority Charges | 26 |
| Public Lighting- Local Authority Charges | 26 |
| Residential Tariffs | |
| | |
| Homepower Standard - Non-local Authority Charges | 27 |
| Homepower Bulk - Non-local Authority Charges | 28 |
| | 28 |
| Homeflex - Non-local Authority Charges | 29 |
| | |
| Homelight - Non-local Authority Charges | 29 |

CONTENTS

| | |
|---|----|
| Rural Tariffs | 31 |
| | 32 |
| Ruraflex - Non-local Authority Charges | 32 |
| Ruraflex Gen | 33 |
| Ruraflex Gen - Non-local Authority Charges | 34 |
| Rural | 35 |
| Nightsave Rural - Non-local Authority Charges | 36 |
|  | |
| Landrate - Non-local Authority Charges | 37 |
| | |
| Landlight - Non-local Authority Charges | 38 |
| | |
| Generator Tariffs | 39 |
| | |
| Use-of-system Charges for Transmission Connected Generator Customers | 39 |
| TUoS Network Charges for Generators | 39 |
| TUoS Transmission Losses Charges for Generators | 39 |
| Ancillary Service Charges for Transmission Connected Generators and Loads | 39 |
| Use-of-system Charges for Distribution Connected Generator Customers | |
| DUoS Network Charges for Generators | 40 |
| DUoS Distribution Losses Charges for Generators | 40 |
| Ancillary Service Charges for Distribution Connected Generators | 40 |
| Urban _p Service and Administration Charges for Transmission and Distribution Connected Generators | 41 |
| Rural _p Service and Administration Charges for Generators | 41 |
| | |
| Tariffs Applicable for the Reconciliation of Accounts for Eskom Customers Receiving Energy from Non-Eskom Generators | 42 |
| Gen-wheeling Tariff | 42 |
| Gen-offset Tariff | 43 |
| Gen-purchase Tariff | 45 |
| | |
| Appendix A - Eskom's Defined Time-of-use Periods | 46 |
| Nightsave Urban and Nightsave Rural | 46 |
| WEPS, Megaflex, Megaflex Gen, Municflex, Miniflex, Homeflex, Ruraflex and Ruraflex Gen | 46 |
| | |
| Appendix B - Transmission Zones | 47 |
| | |
| Appendix C - NMD Rules and Excess Network Capacity Charges | 48 |

CONTENTS

| | |
|--|----|
| Appendix C - NMD Rules and Excess Network Capacity Charges | 48 |
| Excess Network Capacity Charges - Non-local Authority | 49 |
| Excess Network Capacity Charges - Local Authority | 50 |
| Appendix D - Treatment of Public Holidays | 51 |
| Appendix E - WEPS | 52 |
| WEPS - Non-local Authority Energy Charges Excluding Losses | 52 |
| WEPS - Non-local Authority Energy Charges | 52 |
| WEPS - Non-local Authority Affordability Charges | 52 |
| WEPS - Local Authority Energy Charges Excluding Losses | 53 |
| WEPS - Local Authority Administration Charges | 53 |
| Appendix F - Loss Factors | 54 |
| Appendix G - Eskom's Annual Average Price Adjustment | 55 |
| Appendix H - Designing Tariffs | 56 |
| Appendix I - Billing | 57 |

Contact Numbers

Customers can contact the Eskom Call Centre for customer services such as account queries, applications for new connections, transfer of existing accounts and termination of accounts.

Eskom has introduced an easy-to-remember national ShareCall number:

- Dial 08600ESKOM on a phone with an alphanumeric keypad; or
- Dial 0860037566 if your phone does not have an alphanumeric keypad.

Customers can also chat to Eskom's chatbot, Alfred, to report electricity supply problems on:

<https://www.eskom.co.za/distribution/alfred-chat-bot/>

For the latest contact details and tariff information, visit our website at www.eskom.co.za/tariffs

Eskom's Customer Service Charter

Our customers have the right:

- to accurate measurement of consumption;
- to error-free bills;
- to be treated with respect;
- to experience excellent treatment in terms of Eskom's electricity supply agreement;
- to be dealt with promptly and efficiently;
- to be treated fairly;
- to have their property treated with respect;
- to the confidentiality of their information;
- to one-stop service without referral;
- to quality of supply in terms of negotiated agreement; and
- to be involved in issues affecting them.



To view energy saving tips, please visit:
<https://www.eskom.co.za/eas/>

Foreword

The FY2027 Eskom tariffs have been adjusted in accordance with the National Energy Regulator of South Africa (NERSA) MYPD6 decisions, issued on 30 January 2025 and 7 February 2026. These revised rates are effective from 1 April 2026 for Eskom direct customers and from 1 July 2026 for local authority (municipal) tariffs, as detailed below:

| | |
|--|--------------|
| Total Standard Tariffs | 8,76% |
| Local authority tariffs (municipal) | 9.01% |
| Eskom direct customers | |
| Eskom large power Urban_p tariffs <i>Megaflex, Miniflex, Nightsave Urban, WEPS, Megaflex Gen, Gen-Wheeling, Gen-offset, Gen-purchase</i> | 8.76% |
| Other Urban_p <i>Businessrate, Public Lighting</i> | 8.76% |
| Rural_p <i>Ruraflex, Ruraflex Gen, Nightsave Rural, Landrate, Landlight, Gen-Wheeling, Gen-Offset, Gen-purchase</i> | 8.76% |
| Residential <i>Homelight 20A, Homelight 60A, Homepower, Homeflex and Gen-Offset Homeflex</i> | 8.76% |

Structural tariff component changes

Key adjustments have been made to the recovery of fixed costs through the Generation Capacity Charge (GCC) and the service and administration charges:

Generation Capacity Charge (GCC)

For applicable tariffs, the GCC rate is increased to 30% of the originally proposed FY2025 Retail Tariff Plan (RTP) rand-value, up from the previous 20%. To offset this, energy rates for affected tariffs have been lowered.

Homepower and Homeflex Tariffs

The fixed portion of service and administration charge increased to 66.66% of the originally proposed FY2025 RTP rand-value, (up from 33.33%). Corresponding energy rates have been reduced to ensure the total annual increase aligns with the overall average increase.

Easy Electricity purchase options

To make buying prepaid electricity simpler and easier for households, we will be introducing Easy Electricity purchase options. These are not new tariffs, but simplified options based on average monthly usage for existing residential categories. These options allow customers to choose electricity amounts or rand-values more easily. Notably, once purchased, these prepaid tokens do not expire. It will be communicated once this tariff is available.

For tools to analyse tariff changes or to access the Schedule of Standard Prices in Excel format, please visit: www.eskom.co.za/tariffs

Kgabo Ratlhogo
Senior Manager (Acting): Electricity Pricing Department
Eskom Distribution

Abbreviations

| | | | |
|----------------|---|--------------|---|
| < | Less than | kW | Kilowatt |
| ≤ | Less than or equal to | kWh | Kilowatt-hour |
| > | Greater than | MEC | Maximum export capacity |
| ≥ | Greater than or equal to | MV | Medium Voltage |
| A | Ampere | MVA | Megavolt-ampere |
| c | Cents | MYPD | Multi-year price determination |
| c/kVArh | Cents per reactive kilovolt-ampere-hour | NERSA | National Energy Regulator of South Africa |
| c/kWh | Cents per kilowatt-hour | NMD | Notified maximum demand |
| CPI | Consumer price index | PF | Power factor |
| DUoS | Distribution Use-of-System | POD | Point of delivery |
| ERS | Electrification and rural subsidy | R | Rand |
| ETUoS | Embedded Transmission Use-of-System | R/kVA | Rand per kilovolt-ampere |
| Gen | Generator | TOU | Time of use or time-of-use |
| GWh | Gigawatt-hour | TUoS | Transmission Use-of-System |
| HV | High Voltage | UoS | Use-of-System |
| IPP | Independent power producer | V | Volt |
| km | Kilometre | VAT | Value-added tax |
| kVA | Kilovolt-ampere | W | Watt |
| kVArh | Reactive kilovolt-ampere-hour | WEPS | Wholesale Electricity Pricing System |
| kV | Kilovolt | | |

Definitions

Account means the invoice received by a customer for a single **POD/point of supply** or if consolidated, multiple **points of delivery/supply** for electricity supplied and/or use of the **System**.

Active energy charge or energy charge means the charge for each unit of energy consumed, typically charged for as c/kWh.

Administration charge means the daily fixed charge payable per **POD/point of supply/service agreement** to recover administration-related costs such as meter reading, billing, and meter capital. It is based on the **monthly utilised capacity** or **monthly maximum exported capacity** per **POD/point of supply/service agreement**.

Affordability subsidy charge means the transparent charge indicating socio-economic subsidies related to the supply of electricity to **residential tariffs** and is payable by **non-local authority tariffs** on total active energy sales.

Ancillary Service charge means the charge that recovers the cost of providing ancillary services by the System Operator.

Annual utilised capacity means the higher of the **notified maximum demand (NMD)** or the **maximum demand**, per **POD/point of supply** measured in kVA, and registered during a rolling 12-month period.

Annual maximum export capacity means the higher of the notified **maximum export capacity (MEC)** or the actual **maximum exported capacity**, per **point of supply** measured in kW, and registered during a rolling 12-month period.

Chargeable demand means the highest average demand measured in kVA in a billing month during the chargeable time periods specified for each tariff. For WEPS, Megaflex and Megaflex Gen, the chargeable period is during these tariffs peak and standard periods and for Nightsave Urban and Nightsave Rural during Nightsave's peak periods.

Code means the Distribution Code, the South African Grid Code, the Grid Connection Code for Renewable Power Plants, or any other code, published by NERSA, as applicable, and as amended, modified, extended, replaced or re-enacted from time to time.

Distribution means the regulated business unit through which Eskom constructs, owns, operates, and maintains the **Distribution System** in accordance with its licence and the **Code**.

Distribution connected means connected to the **Distribution System**.

Distribution losses charge means the production-based (energy) charge to generators. The losses charge is based on the approved loss factors, the load factor, the amount of energy produced seasonally and TOU and the WEPS energy rate (excluding losses).

Definitions

Distribution network capacity charge (previously known as the **Distribution network access charge**) means the R/kVA or R/POD fixed network charge raised to recover **Distribution** network costs and depending on the tariff is charged on the **annual utilised capacity** or **maximum export capacity** where **maximum demand** is measured or the **NMD** where **maximum demand** is not measured.

Distribution network demand charge means the R/kVA or c/kWh variable network charge raised to recover **Distribution** network costs and depending on the tariff may be charged on the **chargeable demand** or the active energy.

Distribution System means Eskom's network infrastructure consisting of assets operated at a nominal voltage of 132 kV or less, not classified as transmission transformation equipment.

Distribution use-of-system (DUoS) charges means the network tariffs charged for making capacity available, connecting to and for the use of the **Distribution System**. The **DUoS** charges are the source of the **Distribution** network charge components in the retail tariff structures.

DUoS charge (generators) means the **DUoS** charges payable by generators. These **DUoS** charges for generators comprise the **network capacity charge** based on **maximum export capacity**, the **losses charge**, the **ancillary service charge**, the **service charge** and the **administration charge**.

DUoS charge (loads) means the **DUoS** charges payable by loads. These **DUoS** charges comprise the **network capacity charge**, the **network demand charge**, the **urban low voltage subsidy charge**, the **ancillary service charge**, the **service charge**, the **administration charge** and the **electrification and rural network subsidy charge**.

Electrification and rural network subsidy charge means the **DUoS charge** transparently indicating the contribution towards socio-economic network-related subsidies for Residential and **Rural** tariffs and is payable by loads that use the **Distribution** or **Transmission System** for the delivery of energy.

Energy demand charge means the seasonally differentiated charge per **POD** that recovers peak energy costs and is based on the **chargeable demand**.

Embedded Transmission use-of-system (ETUoS) charge means the **TUoS** charges payable by customers connected to the **Distribution** network.

Excess network capacity charge (previously known as the **excess network access charge**) means the charge payable with reference to the **NMD** rules and is based on the maximum demand exceeding the **NMD** multiplied by the **event number** (recorded every time the **NMD** is exceeded) multiplied by the applicable **network capacity charges** for the tariff.

Generation Capacity Charge means the fixed charge raised to recover the cost of providing backup power; this charge is recovered as a R/kVA or R/POD/day.

Grid-tied generation means a generator that is connected to the grid, and in technical terms is in parallel operation with the grid.

High-demand season means the **TOU** Period from 1 June to 31 August of each year.

High Voltage (HV) networks usually consist of equipment supplied at a voltage greater than 22 kV and consist of the distribution substations and networks. A substation is considered an **HV** substation when the primary side of the substation is supplied at a voltage > 22 kV.

Key customer means a customer that consumes more than 100 GWh per annum on a contiguous site under a single management structure or is prepared to pay to be a Key Customer.

Legacy Charge means the c/kWh variable charge raised to recover the cost of contracts associated with mandatory government energy procurement programmes.

Local authority tariffs means tariffs applicable to municipal bulk points of supply.

Loss factors mean the factor indicating the cost or benefit of technical energy losses on the **Transmission** and the **Distribution System**. The **Distribution loss factors** differ per voltage category and per **Rural_p** and **Urban_p** categories. The **Transmission loss factors** differ for generators and loads and are based on the **Transmission zones**.

Losses charge means the charge payable based on the applicable loss factors and the WEPS rate excluding losses.

Low-demand season means the **TOU** Period from 1 September to 31 May of each year.

Maximum demand/exported capacity means the highest average demand measured in kVA or kW at the **POD/point of supply** during a 30-minute integrating period in a billing month.

Definitions

Maximum export capacity (MEC) means the maximum capacity at the **point(s) of supply** notified by the customer and accepted by Eskom for the transmission of electrical energy between a generator and the **Transmission or Distribution System**. *Note: The notification of the maximum export capacity shall be governed by the NMD and MEC rules.*

Medium voltage (MV) networks consist of the networks above 1 kV up to 22 kV. Eskom has specifically designated some rural networks with a voltage of 33 kV as rural reticulation networks. A substation is considered a MV substation when the primary side of the substation is supplied at a voltage ≤ 22 kV.

Monthly maximum exported capacity means the higher of the notified **maximum export capacity (MEC)** or the actual **maximum exported capacity**, measured in kW registered during the billing month.

Monthly utilised capacity means the higher of the **notified maximum demand (NMD)** or the **maximum demand**, measured in kVA or kW registered during the billing month.

Network capacity charge (previously known as the **network access charge**) means the R/kVA or R/POD fixed network charge raised to recover network costs and depending on the tariff is charged on the **annual utilised capacity** or **maximum export capacity** where **maximum demand** is measured or the **NMD** where **maximum demand** is not measured.

Network demand charge means the R/kVA or c/kWh variable network charge raised to recover network costs and depending on the tariff may be charged on the **chargeable demand** or the active energy.

Non-local authority tariffs mean the tariffs applicable to Eskom's direct customers (i.e. customers within Eskom's licensed area of supply) and exclude the **local authority tariffs**.

Notified maximum demand (NMD) means the contracted **maximum demand**, notified in writing by the customer and accepted by Eskom per **POD/point of supply**. *Note: The notification of demand shall be governed by the NMD (and MEC) rules.*

NMD (and MEC) rules means the rules approved by NERSA and as amended from time to time for the notification of demand or maximum export capacity or changes to or exceedances of the **NMD or MEC**.

Off-peak period means the **TOU periods** of relatively low system demand.

Offset (also called Net-billing) means a method of compensating customers when their generation is synchronised with the grid and some electricity is exported. The compensation for exported electricity is calculated using the Gen-offset tariff. The customer is still charged the full tariff for the amount of energy consumed and capacity provided.

Peak period means the **TOU periods** of relatively high system demand.

Point of delivery (POD)/point of supply means either a single point of supply, or a specific group of points of supply on Eskom's **System**, from where electricity is supplied to the customer by Eskom, or from where the customer supplies electricity to Eskom's **System** located within a single substation, at which electricity is supplied/delivered to the customer at the same declared voltage and tariff. *Note: This can be a metering or summation point.*

Public holidays mean the treatment of charges on **public holidays** as specified by Eskom.

Reactive energy charge means a c/kVAh charge based on the power factor and tariff of the **POD**.

Residential tariffs means the Homelight, Homeflex and Homepower suite of tariffs.

Rural_p means areas classified as rural by Eskom for the purposes of tariff design and classification.

Service agreement means each tariff /transaction/contract linked to an account.

Service and administration charge means the monthly charge payable per **service agreement** for service and administration related costs. (Also see **service charge** and **administration charge**).

Service charge means the daily fixed charge payable per **POD** to recover service-related costs and is based on the **monthly utilised capacity** or **maximum export capacity** of each **POD** linked to an **account**.

Standard period means the **TOU periods** of relatively mid system demand.

Standard charge/fee means the fees/charges described below (page 11).

System means the **Transmission** and **Distribution** network infrastructure consisting of all lines and substation equipment.

Time-of-use (TOU) tariff means a tariff with energy charges that change during different **TOU periods** and seasons.

TOU periods mean time blocks based on the volume of electricity demand during high, mid and low demand periods and may differ per tariff. The **TOU periods** typically are **peak**, **standard**, and **off-peak** periods and differ during **high** and **low demand seasons**.

Definitions

Transmission means the regulated business unit through which Eskom constructs, owns, operates and maintains the **Transmission System** in accordance with its licence and the **Code**.

Transmission connected means connected to the **Transmission System**.

Transmission System means Eskom's electricity **system** consisting of all lines and substation equipment where the nominal voltage is above 132 kV or where the nominal voltage is lower than or equal to 132 kV and there are no **Distribution System** assets.

Transmission use-of-system (TUoS) charges means the network tariffs charged for making capacity available, connecting to and for the use of the **Transmission System**. The **TUoS charges** are the source of the **ETUoS** and the **Transmission network charge** components in the retail tariff structures.

Transmission network access charge means the same as **Transmission network charge**.

Transmission network charge means the network-related **TUoS** charge.

Transmission zone(s) means the geographic differentiation as indicated, applicable to **Transmission** network charges and **loss factors**, to indicate the costs associated with the delivery and transmission of energy.

Urban_p means areas classified by Eskom as urban for the purposes of tariff design and classification.

Urban low voltage subsidy charge means the charge transparently indicating the network-related cross subsidy payable by ≥ 66 kV **Urban_p** connected supplies for the benefit of < 66 kV connected **Urban_p** supplies.

Utilised capacity means the same as **annual utilised capacity**.

Wheeling means the delivery of electricity from a point of generator connection to a load consumption point through a network owned by a Licensee.

Standard Fees/Charges for Services Rendered

In addition to the standard tariff charges set out in this schedule. Eskom may raise additional standard fees/charges for direct services rendered to a customer e.g. the provision of service mains, the installation of equipment in the customer's substation, for the taking of any special meter readings, for reconnection of the supply after disconnection either (i) at the request of the customer or (ii) caused by the customer in failure to carry out its obligations, and for special/additional work done for the customer by Eskom.

Refer to www.eskom.co.za/tariffs for the list of standard/charges/fees applicable.

Urban Tariffs

MEGAFLEX

A TOU Electricity tariff for Urban_p customers with an NMD greater than 1 MVA with the following charges:

- seasonally and **time-of-use** differentiated c/kWh **active energy charges** including losses, based on the voltage of supply and the **Transmission zone**;
- three **time-of-use** periods namely **peak**, **standard**, and **off-peak**;
- the treatment of **public holidays** for the raising of the **active energy charge** and the **network demand charge**;
- A R/kVA/month **generation capacity charge** based on the voltage of the supply and the annual utilised capacity measured at the **POD** applicable during all time periods;
- A c/kWh **legacy charge** based on the voltage of the supply applicable during all time periods;
- a R/kVA/month **Transmission network charge** based on the voltage of the supply, the **Transmission zone** and the **annual utilised capacity** measured at the **POD** applicable during all time periods;
- a R/kVA/month **Distribution network capacity charge** based on the voltage of the supply and the **annual utilised capacity** measured at the **POD** applicable during all time periods;
- a R/kVA/month **Distribution network demand charge** based on the voltage of the supply and the **chargeable demand** measured at the **POD** applicable during **peak** and **standard** periods;
- a R/kVA/month **urban low voltage subsidy charge** based on the voltage of the supply and charged on the **annual utilised capacity** measured at the **POD** applicable during all time periods;
- a c/kWh **ancillary service charge** based on the voltage of the supply applicable during all time periods;
- a R/POD/day **service charge** based on the **monthly utilised capacity** of each **POD** linked to an **account**;
- a R/POD/day **administration charge** based on the **monthly utilised capacity** of each **POD** linked to an **account**;
- a c/kVAh **reactive energy charge** supplied in excess of 30% (0,96 power factor or less) of the kWh recorded during the **peak** and **standard** periods. The excess reactive energy is determined per 30-minute integrating period and accumulated for the month and will only be applicable during the **high-demand season**;
- a c/kWh **electrification and rural network subsidy charge**, applied to the total active energy measured at the **POD** in the month;
- a c/kWh **affordability subsidy charge** applied to the total active energy measured at the **POD** in the month – applicable to **non-local authority** tariffs only; and
- an **excess network capacity charge** shall be payable in the event of an **NMD** exceedance in accordance with the **NMD rules** for the relevant tariff.



 For a description of the charges refer to the definitions on pages 8-11.

Megaflex – Non-local Authority

| Transmission Zone | Voltage | Active energy charge for loads [c/kWh] | | | | | | | | | | | | Legacy charge [c/kWh] | | Generation capacity charge [R/kVA/m] | | Transmission network charges [R/kVA/m] | |
|---------------------|------------------|--|----------|----------|--------|----------|----------|-------------------------------|----------|----------|--------|----------|----------|-----------------------|----------|--------------------------------------|--------|--|--------|
| | | High demand season [Jun – Aug] | | | | | | Low demand season [Sep – May] | | | | | | | | | | | |
| | | Peak | Standard | Off Peak | Peak | Standard | Off Peak | Peak | Standard | Off Peak | Peak | Standard | Off Peak | VAT incl | VAT incl | | | | |
| ≤ 300km | < 500V | 739.28 | 850.17 | 184.82 | 212.54 | 123.20 | 141.68 | 306.82 | 352.84 | 172.50 | 198.38 | 123.20 | 141.68 | 24.78 | 28.50 | R5.29 | R6.08 | R11.56 | R13.29 |
| | ≥ 500V & < 66kV | 720.19 | 828.22 | 180.05 | 207.06 | 120.03 | 138.03 | 298.89 | 343.72 | 168.05 | 193.26 | 120.03 | 138.03 | 24.14 | 27.76 | R12.27 | R14.11 | R11.15 | R12.82 |
| | ≥ 66kV & ≤ 132kV | 668.35 | 768.60 | 167.08 | 192.14 | 111.39 | 128.10 | 277.38 | 318.99 | 155.96 | 179.35 | 111.39 | 128.10 | 22.40 | 25.76 | R9.28 | R10.67 | R10.17 | R11.70 |
| | > 132kV* | 623.23 | 716.71 | 155.81 | 179.18 | 103.87 | 119.45 | 258.65 | 297.45 | 145.43 | 167.24 | 103.87 | 119.45 | 20.89 | 24.02 | R10.65 | R12.25 | R17.77 | R20.44 |
| > 300km and ≤ 600km | < 500V | 746.66 | 858.66 | 186.67 | 214.67 | 124.43 | 143.09 | 309.88 | 356.36 | 174.23 | 200.36 | 124.43 | 143.09 | 24.78 | 28.50 | R5.29 | R6.08 | R11.68 | R13.43 |
| | ≥ 500V & < 66kV | 727.41 | 836.52 | 181.85 | 209.13 | 121.24 | 139.43 | 301.88 | 347.16 | 169.72 | 195.18 | 121.24 | 139.43 | 24.14 | 27.76 | R12.27 | R14.11 | R11.26 | R12.95 |
| | ≥ 66kV & ≤ 132kV | 675.03 | 776.28 | 168.76 | 194.07 | 112.50 | 129.38 | 280.15 | 322.17 | 157.51 | 181.14 | 112.50 | 129.38 | 22.40 | 25.76 | R9.28 | R10.67 | R10.28 | R11.82 |
| > 600km and ≤ 900km | < 500V | 754.06 | 867.17 | 188.51 | 216.79 | 125.67 | 144.52 | 312.95 | 359.89 | 175.94 | 202.33 | 125.67 | 144.52 | 24.78 | 28.50 | R5.29 | R6.08 | R11.80 | R13.57 |
| | ≥ 500V & < 66kV | 734.61 | 844.80 | 183.66 | 211.21 | 122.43 | 140.79 | 304.87 | 350.60 | 171.41 | 197.12 | 122.43 | 140.79 | 24.14 | 27.76 | R12.27 | R14.11 | R11.37 | R13.08 |
| | ≥ 66kV & ≤ 132kV | 681.72 | 783.98 | 170.43 | 195.99 | 113.61 | 130.65 | 282.93 | 325.37 | 159.08 | 182.94 | 113.61 | 130.65 | 22.40 | 25.76 | R9.28 | R10.67 | R10.38 | R11.94 |
| | > 132kV* | 635.59 | 731.04 | 158.93 | 182.77 | 105.95 | 121.84 | 263.83 | 303.40 | 148.33 | 170.58 | 105.95 | 121.84 | 20.89 | 24.02 | R10.65 | R12.25 | R18.12 | R20.84 |
| > 900km | < 500V | 761.46 | 875.68 | 190.36 | 218.91 | 126.91 | 145.95 | 316.02 | 363.42 | 177.67 | 204.32 | 126.91 | 145.95 | 24.78 | 28.50 | R5.29 | R6.08 | R11.92 | R13.71 |
| | ≥ 500V & < 66kV | 741.81 | 853.08 | 185.46 | 213.28 | 123.64 | 142.19 | 307.86 | 354.04 | 173.08 | 199.04 | 123.64 | 142.19 | 24.14 | 27.76 | R12.27 | R14.11 | R11.47 | R13.19 |
| | ≥ 66kV & ≤ 132kV | 688.40 | 791.66 | 172.10 | 197.92 | 114.74 | 131.95 | 285.69 | 328.54 | 160.63 | 184.72 | 114.74 | 131.95 | 22.40 | 25.76 | R9.28 | R10.67 | R10.47 | R12.04 |
| | > 132kV* | 641.92 | 738.21 | 160.48 | 184.55 | 106.97 | 123.02 | 266.41 | 306.37 | 149.78 | 172.25 | 106.97 | 123.02 | 20.89 | 24.02 | R10.65 | R12.25 | R18.30 | R21.05 |

* 132kV or Transmission connected

| Distribution network charges for loads | | | | | | |
|--|-----------------------------------|----------|---------------------------------|----------|--|----------|
| Voltage | Network capacity charge [R/kVA/m] | | Network demand Charge [R/kVA/m] | | Urban low Voltage Subsidy charge [R/kVA/m] | |
| | | VAT incl | | VAT incl | | VAT incl |
| < 500V | R42.66 | R49.06 | R52.65 | R60.55 | R0.00 | R0.00 |
| ≥ 500V & > 66kV | R39.13 | R45.00 | R26.29 | R30.23 | R0.00 | R0.00 |
| ≥ 66kV & > 132kV | R14.16 | R16.28 | R10.36 | R11.91 | R11.09 | R12.75 |
| > 132kV* | R0.00 | R0.00 | R0.00 | R0.00 | R11.09 | R12.75 |

* 132kV or Transmission connected

| Voltage | Ancillary service Charge [c/kWh] | |
|------------------|----------------------------------|----------|
| | | VAT incl |
| < 500V | 0.45 | 0.52 |
| ≥ 500V & < 66kV | 0.42 | 0.48 |
| ≥ 66kV & ≤ 132kV | 0.39 | 0.45 |
| > 132kV* | 0.37 | 0.43 |

* 132kV or Transmission Connected

| Customer categories | Service charge [R/POD/day] | | Administration charge [R/POD/day] | |
|---------------------|----------------------------|-----------|-----------------------------------|----------|
| | | VAT incl | | VAT incl |
| > 1MVA | R215.91 | R248.30 | R21.07 | R24.23 |
| Key Customers | R1 216.44 | R1 398.91 | R21.07 | R24.23 |

| Reactive energy charge [c/kVArh] | | | |
|----------------------------------|----------|------------|----------|
| High season | | Low season | |
| | VAT incl | | VAT incl |
| 34.49 | 39.66 | 0.00 | 0.00 |

| Electrification and Rural Network Subsidy Charge [c/kWh] | | Affordability Subsidy Charge [c/kWh] | |
|--|----------|--------------------------------------|----------|
| Only payable by non-local authority tariffs | | | |
| | VAT incl | | VAT incl |
| 5.37 | 6.18 | 5.10 | 5.87 |

Municflex

TOU Electricity tariff for Local Authority customers with a NMD from 16kVA, with the following charges:

- seasonally and **time-of-use** differentiated c/kWh **active energy charges** including losses, based on the voltage of supply and the **Transmission zone**;
- three **time-of-use** periods namely **peak**, **standard**, and **off-peak**;
- the treatment of **public holidays** for the raising of the **active energy charge** and the **network demand charge**;
- A R/kVA/month **generation capacity charge** based on the voltage of the supply and the annual utilised capacity measured at the **POD** applicable during all time periods;
- A c/kWh **legacy charge** based on the voltage of the supply applicable during all time periods.
- a R/kVA/month **Transmission network charge** based on the voltage of the supply, the **Transmission zone** and the **annual utilised capacity** measured at the **POD** applicable during all time periods;
- a R/kVA/month **Distribution network capacity charge** based on the voltage of the supply and the **annual utilised capacity** measured at the **POD** applicable during all time periods;
- a R/kVA/month **Distribution network demand charge** based on the voltage of the supply and the **chargeable demand** measured at the **POD** applicable during **peak** and **standard** periods;
- a R/kVA/month **urban low voltage subsidy charge** based on the voltage of the supply and charged on the **annual utilised capacity** measured at the **POD** applicable during all time periods;
- a c/kWh **ancillary service charge** based on the voltage of the supply applicable during all time periods;
- a R/POD/day **service charge** based on the **monthly utilised capacity** of each **POD** linked to an **account**;
- a R/POD/day **administration charge** based on the **monthly utilised capacity** of each **POD** linked to an **account**;
- a c/kVAh **reactive energy charge** supplied in excess of 30% (0,96 power factor or less) of the kWh recorded during the **peak** and **standard** periods. The excess reactive energy is determined per 30-minute integrating period and accumulated for the month and will only be applicable during the **high-demand season**;
- a c/kWh **electrification and rural network subsidy charge**, applied to the total active energy measured at the **POD** in the month; and
- an **excess network capacity charge** shall be payable in the event of an **NMD** exceedance in accordance with the **NMD rules** or the relevant tariff.

Note: This tariff is applicable to local authority tariffs that were previously on Megaflex, Miniflex, Nightsave Urban, Nightsave Rural and Ruraflex.

 For a description of the charges refer to the definitions on pages 8-11.

Municflex – Charges

Municflex – Local Authority

| Transmission Zone | Voltage | Active energy charge [c/kWh] | | | | | | | | | | | | Legacy charge [c/kWh] | | Generation capacity charge [R/kVA/m] | | Transmission network charges [R/kVA/m] | |
|---------------------|------------------|--------------------------------|----------|---------------|----------|---------------|----------|-------------------------------|----------|---------------|----------|---------------|----------|-----------------------|----------|--------------------------------------|----------|--|--------|
| | | High demand season [Jun – Aug] | | | | | | Low demand season [Sep – May] | | | | | | | | | | | |
| | | Peak | VAT incl | Standard | VAT incl | Off Peak | VAT incl | Peak | VAT incl | Standard | VAT incl | Off Peak | VAT incl | | VAT incl | | VAT incl | | |
| ≤ 300km | < 500V | 754.92 | 868.16 | 188.70 | 217.01 | 125.84 | 144.72 | 313.35 | 360.35 | 176.16 | 202.58 | 125.89 | 144.77 | 25.31 | 29.11 | R5.06 | R5.82 | R11.83 | R13.60 |
| | ≥ 500V & < 66kV | 733.19 | 843.17 | 183.29 | 210.78 | 122.20 | 140.53 | 304.28 | 349.92 | 171.07 | 196.73 | 122.20 | 140.53 | 24.58 | 28.27 | R11.72 | R13.48 | R11.35 | R13.05 |
| | ≥ 66kV & ≤ 132kV | 680.35 | 782.40 | 170.09 | 195.60 | 113.38 | 130.39 | 282.36 | 324.71 | 158.76 | 182.57 | 113.38 | 130.39 | 22.82 | 26.24 | R9.82 | R11.29 | R10.36 | R11.91 |
| | > 132kV* | 634.42 | 729.58 | 158.61 | 182.40 | 105.74 | 121.60 | 263.30 | 302.80 | 148.04 | 170.25 | 105.74 | 121.60 | 21.27 | 24.46 | R10.85 | R12.48 | R18.08 | R20.79 |
| > 300km and ≤ 600km | < 500V | 765.20 | 879.98 | 191.31 | 220.01 | 127.55 | 146.68 | 317.58 | 365.22 | 178.57 | 205.36 | 127.55 | 146.68 | 25.40 | 29.21 | R5.06 | R5.82 | R12.00 | R13.80 |
| | ≥ 500V & < 66kV | 741.59 | 852.83 | 185.41 | 213.22 | 123.62 | 142.16 | 307.76 | 353.92 | 173.05 | 199.01 | 123.62 | 142.16 | 24.63 | 28.32 | R11.72 | R13.48 | R11.49 | R13.21 |
| | ≥ 66kV & ≤ 132kV | 687.16 | 790.23 | 171.80 | 197.57 | 114.53 | 131.71 | 285.17 | 327.95 | 160.34 | 184.39 | 114.53 | 131.71 | 22.82 | 26.24 | R9.82 | R11.29 | R10.46 | R12.03 |
| | > 132kV* | 640.77 | 736.89 | 160.19 | 184.22 | 106.79 | 122.81 | 265.92 | 305.81 | 149.52 | 171.95 | 106.79 | 122.81 | 21.27 | 24.46 | R10.85 | R12.48 | R18.27 | R21.01 |
| > 600km and ≤ 900km | < 500V | 772.40 | 888.26 | 193.09 | 222.05 | 128.76 | 148.07 | 320.60 | 368.69 | 180.24 | 207.28 | 128.77 | 148.09 | 25.39 | 29.20 | R5.06 | R5.82 | R12.13 | R13.95 |
| | ≥ 500V & < 66kV | 749.21 | 861.59 | 187.32 | 215.42 | 124.90 | 143.64 | 310.95 | 357.59 | 174.82 | 201.04 | 124.90 | 143.64 | 24.63 | 28.32 | R11.72 | R13.48 | R11.61 | R13.35 |
| | ≥ 66kV & ≤ 132kV | 693.96 | 798.05 | 173.49 | 199.51 | 115.66 | 133.01 | 288.01 | 331.21 | 161.92 | 186.21 | 115.66 | 133.01 | 22.82 | 26.24 | R9.82 | R11.29 | R10.55 | R12.13 |
| | > 132kV* | 647.11 | 744.18 | 161.78 | 186.05 | 107.85 | 124.03 | 268.56 | 308.84 | 151.00 | 173.65 | 107.85 | 124.03 | 21.27 | 24.46 | R10.85 | R12.48 | R18.44 | R21.21 |
| > 900km | < 500V | 781.01 | 898.16 | 195.25 | 224.54 | 130.17 | 149.70 | 324.11 | 372.73 | 182.24 | 209.58 | 130.17 | 149.70 | 25.42 | 29.23 | R5.06 | R5.82 | R12.24 | R14.08 |
| | ≥ 500V & < 66kV | 756.32 | 869.77 | 189.07 | 217.43 | 126.06 | 144.97 | 313.87 | 360.95 | 176.47 | 202.94 | 126.06 | 144.97 | 24.63 | 28.32 | R11.72 | R13.48 | R11.72 | R13.48 |
| | ≥ 66kV & ≤ 132kV | 700.77 | 805.89 | 175.19 | 201.47 | 116.79 | 134.31 | 290.81 | 334.43 | 163.52 | 188.05 | 116.79 | 134.31 | 22.82 | 26.24 | R9.82 | R11.29 | R10.67 | R12.27 |
| | > 132kV* | 653.45 | 751.47 | 163.37 | 187.88 | 108.90 | 125.24 | 271.19 | 311.87 | 152.46 | 175.33 | 108.90 | 125.24 | 21.27 | 24.46 | R10.85 | R12.48 | R18.64 | R21.44 |

*132kV or Transmission connected

| Distribution network charges | | | | | | |
|------------------------------|-----------------------------------|----------|---------------------------------|----------|--|----------|
| Voltage | Network capacity charge [R/kVA/m] | | Network demand Charge [R/kVA/m] | | Urban low Voltage Subsidy charge [R/kVA/m] | |
| | | VAT incl | | VAT incl | | VAT incl |
| < 500V | R43.99 | R50.59 | R53.58 | R61.62 | R0.00 | R0.00 |
| ≥ 500V & < 66kV | R40.30 | R46.35 | R26.89 | R30.92 | R0.00 | R0.00 |
| ≥ 66kV & ≤ 132kV | R17.70 | R20.36 | R10.46 | R12.03 | R2.43 | R2.79 |
| > 132kV* | R0.00 | R0.00 | R0.00 | R0.00 | R2.43 | R2.79 |

*132kV or Transmission connected

| Voltage | Ancillary service Charge [c/kWh] | |
|------------------|----------------------------------|----------|
| | | VAT incl |
| < 500V | 0.45 | 0.52 |
| ≥ 500V & < 66kV | 0.44 | 0.51 |
| ≥ 66kV & ≤ 132kV | 0.40 | 0.46 |
| > 132kV* | 0.38 | 0.44 |

*132kV or Transmission connected

| Customer categories | Service charge [R/POD/day] | | Administration charge [R/POD/day] | |
|-----------------------|----------------------------|-----------|-----------------------------------|----------|
| | | VAT incl | | VAT incl |
| ≤ 100 kVA | R15.22 | R17.50 | R0.82 | R0.94 |
| > 100 kVA & ≤ 500 kVA | R71.17 | R81.85 | R13.72 | R15.78 |
| > 500 kVA & ≤ 1 MVA | R219.79 | R252.76 | R21.44 | R24.66 |
| > 1 MVA | R219.79 | R252.76 | R21.44 | R24.66 |
| Key customers | R1 238.27 | R1 424.01 | R21.44 | R24.66 |

| Reactive energy charge [c/kVArh] | | | |
|----------------------------------|----------|-------------|----------|
| High season | | Low season | |
| | VAT incl | | VAT incl |
| 35.10 | 40.37 | 0.00 | 0.00 |

| Electrification and Rural Network Subsidy Charge [c/kWh] | |
|--|----------|
| | VAT incl |
| 5.47 | 6.29 |

MEGAFLEX Gen

An Electricity tariff for Urban_p customers connected at Medium Voltage, High Voltage and Transmission voltages that consume and generate energy at the same point of supply (or metering point).

The following charges shall apply for the consumption and generation of energy:

- seasonally and time-of-use differentiated c/kWh **active energy charges** including losses, based on the voltage of supply and the **Transmission zone** for energy supplied at the **POD**;
- three time-of-use periods namely **peak**, **standard**, and **off-peak**;
- the treatment of **public holidays** for the raising of the **active energy charge** and the **network demand charge**;
- A R/kVA/month **generation capacity charge** based on the voltage of the supply and the annual utilised capacity measured at the **POD** applicable during all time periods;
- A c/kWh **legacy charge** based on the voltage of the supply applicable during all time periods.
- a R/POD/day **service charge** based on the higher of the **monthly utilised capacity** or the **monthly maximum exported capacity** of each point of supply/point of delivery linked to an account;
- a R/POD/day **administration charge** based on **monthly utilised capacity** and **monthly maximum exported capacity** of each **POD/point of supply/service agreement/** linked to an account;
- for **Transmission** connected supplies, the higher of the value of:
 - a. a R/kVA/month **Transmission network charge** (loads) payable each month based on the voltage of the supply, the **Transmission zone** and the **annual utilised capacity** measured at the **POD** applicable during all time periods; or
 - b. the R/kW/month **Transmission network charge** (generators) payable each month for transmission-connected generators based on the **Transmission zone** for generators and the **maximum export capacity** applicable during all time periods for each premise;
- for **Distribution** connected supplies, the higher of the value of:
 - a. the R/kW/month **Distribution network capacity charge for** generators based on the voltage of the supply and the **maximum export capacity** measured at the **POD** applicable during all time periods; less
 - a **distribution losses charge** rebating the **network capacity charge**, based on **loss factors** using the following formula:
energy produced in each **TOU period** x WEPS rates excluding losses in each **TOU period** x (**Distribution loss factor** x **Transmission loss factor** (for loads)-1) measured at each point of supply, but not beyond extinction);
or the sum of
 - b. a R/kVA/month **Transmission network charge** (for loads) based on the voltage of the supply, the **Transmission zone** and the **annual utilised capacity** measured at the **POD** applicable during all time periods; and
 - c. the R/kVA/month **Distribution network capacity charge** for loads based on the voltage of the supply and **annual utilised capacity** measured at the **POD** applicable during all time periods; and
 - d. a R/kVA/month **Distribution network demand charge** based on the voltage of the supply and the chargeable demand at the **POD** measured during **peak** and **standard** periods;
- for **Transmission** connected generators a losses charge based on **loss factors** at each point of supply is applied, using the following formula,
 - a. energy produced in each **TOU period** x WEPS rates excluding losses in each **TOU period** x (**Transmission loss factor** (for generators)-1/**Transmission loss factor** (for generators)).
- R/kVA/month **urban low voltage subsidy charge** based on the voltage of the supply and charged on the **annual utilised capacity** measured at the **POD** applicable during all time periods;
- a c/kWh **ancillary service charge** applied on the total active energy consumed and exported in the month based on the voltage of the supply, applicable during all time periods;
- a c/kVA_h **reactive energy charge** supplied in excess of 30% (0,96 power factor or less) of the kWh recorded during the **peak** and **standard** periods. The excess reactive energy is determined per 30-minute integrating period and accumulated for the month and will only be applicable during the **high-demand season**;
- a c/kWh **electrification and rural subsidy** applied to the total active energy consumed in the month;
- a c/kWh **affordability subsidy charge** applied to the total active energy consumed in the month; and
- an **excess network capacity charge** shall be payable in the event of an **NMD or MEC** exceedance in accordance with the **NMD and MEC rules** as set out for NMD exceedances for the relevant tariff.

Notes: A comparison is made on a monthly basis to determine the higher (in rand value) of the **network charges** as a consumer and as a generator located at the same point of supply/ metering point and these rand values will be used for billing purposes. The **network charges**, **losses charges**, **ancillary service charges** as well as **administration charges** and **service charge** applicable for generators will depend on whether the generator is **Transmission connected**, or **Distribution connected**.

 For a description of the charges refer to the definitions on pages 8-11.

Megaflex Gen – Non-local Authority

| Transmission Zone | Voltage | Active energy charge for loads [c/kWh] | | | | | | | | | | | | Legacy charge [c/kWh] | | Generation capacity charge [R/kVA/m] | | Transmission network charges [R/kVA/m] | |
|--|------------------|--|----------|---------------|----------|---------------|----------|-------------------------------|----------|---------------|----------|---------------|----------|-----------------------|----------|--------------------------------------|----------|--|--------|
| | | High demand season [Jun – Aug] | | | | | | Low demand season [Sep – May] | | | | | | | | | | | |
| | | Peak | VAT incl | Standard | VAT incl | Off Peak | VAT incl | Peak | VAT incl | Standard | VAT incl | Off Peak | VAT incl | | VAT incl | | VAT incl | | |
| ≤ 300km | < 500V | 739.28 | 850.17 | 184.82 | 212.54 | 123.20 | 141.68 | 306.82 | 352.84 | 172.50 | 198.38 | 123.20 | 141.68 | 24.78 | 28.50 | R5.29 | R6.08 | R11.56 | R13.29 |
| | ≥ 500V & < 66kV | 720.19 | 828.22 | 180.05 | 207.06 | 120.03 | 138.03 | 298.89 | 343.72 | 168.05 | 193.26 | 120.03 | 138.03 | 24.14 | 27.76 | R12.27 | R14.11 | R11.15 | R12.82 |
| | ≥ 66kV & ≤ 132kV | 668.35 | 768.60 | 167.08 | 192.14 | 111.39 | 128.10 | 277.38 | 318.99 | 155.96 | 179.35 | 111.39 | 128.10 | 22.40 | 25.76 | R9.28 | R10.67 | R10.17 | R11.70 |
| | > 132kV* | 623.23 | 716.71 | 155.81 | 179.18 | 103.87 | 119.45 | 258.65 | 297.45 | 145.43 | 167.24 | 103.87 | 119.45 | 20.89 | 24.02 | R10.65 | R12.25 | R17.77 | R20.44 |
| > 300km and ≤ 600km | < 500V | 746.66 | 858.66 | 186.67 | 214.67 | 124.43 | 143.09 | 309.88 | 356.36 | 174.23 | 200.36 | 124.43 | 143.09 | 24.78 | 28.50 | R5.29 | R6.08 | R11.68 | R13.43 |
| | ≥ 500V & < 66kV | 727.41 | 836.52 | 181.85 | 209.13 | 121.24 | 139.43 | 301.88 | 347.16 | 169.72 | 195.18 | 121.24 | 139.43 | 24.14 | 27.76 | R12.27 | R14.11 | R11.26 | R12.95 |
| | ≥ 66kV & ≤ 132kV | 675.03 | 776.28 | 168.76 | 194.07 | 112.50 | 129.38 | 280.15 | 322.17 | 157.51 | 181.14 | 112.50 | 129.38 | 22.40 | 25.76 | R9.28 | R10.67 | R10.28 | R11.82 |
| | > 132kV* | 629.46 | 723.88 | 157.37 | 180.98 | 104.91 | 120.65 | 261.23 | 300.41 | 146.87 | 168.90 | 104.91 | 120.65 | 20.89 | 24.02 | R10.65 | R12.25 | R17.96 | R20.65 |
| > 600km and ≤ 900km | < 500V | 754.06 | 867.17 | 188.51 | 216.79 | 125.67 | 144.52 | 312.95 | 359.89 | 175.94 | 202.33 | 125.67 | 144.52 | 24.78 | 28.50 | R5.29 | R6.08 | R11.80 | R13.57 |
| | ≥ 500V & < 66kV | 734.61 | 844.80 | 183.66 | 211.21 | 122.43 | 140.79 | 304.87 | 350.60 | 171.41 | 197.12 | 122.43 | 140.79 | 24.14 | 27.76 | R12.27 | R14.11 | R11.37 | R13.08 |
| | ≥ 66kV & ≤ 132kV | 681.72 | 783.98 | 170.43 | 195.99 | 113.61 | 130.65 | 282.93 | 325.37 | 159.08 | 182.94 | 113.61 | 130.65 | 22.40 | 25.76 | R9.28 | R10.67 | R10.38 | R11.94 |
| | > 132kV* | 635.69 | 731.04 | 158.93 | 182.77 | 105.95 | 121.84 | 263.83 | 303.40 | 148.33 | 170.58 | 105.95 | 121.84 | 20.89 | 24.02 | R10.65 | R12.25 | R18.12 | R20.84 |
| > 900km | < 500V | 761.46 | 875.68 | 190.36 | 218.91 | 126.91 | 145.95 | 316.02 | 363.42 | 177.67 | 204.32 | 126.91 | 145.95 | 24.78 | 28.50 | R5.29 | R6.08 | R11.92 | R13.71 |
| | ≥ 500V & < 66kV | 741.81 | 853.08 | 185.46 | 213.28 | 123.64 | 142.19 | 307.86 | 354.04 | 173.08 | 199.04 | 123.64 | 142.19 | 24.14 | 27.76 | R12.27 | R14.11 | R11.47 | R13.19 |
| | ≥ 66kV & ≤ 132kV | 688.40 | 791.66 | 172.10 | 197.92 | 114.74 | 131.95 | 285.69 | 328.54 | 160.63 | 184.72 | 114.74 | 131.95 | 22.40 | 25.76 | R9.28 | R10.67 | R10.47 | R12.04 |
| | > 132kV* | 641.92 | 738.21 | 160.48 | 184.55 | 106.97 | 123.02 | 266.41 | 306.37 | 149.78 | 172.25 | 106.97 | 123.02 | 20.89 | 24.02 | R10.65 | R12.25 | R18.30 | R21.05 |
| WEPS energy rate excluding losses and portion of Generation Capacity Charge | | 586.91 | 674.95 | 146.72 | 168.73 | 97.82 | 112.49 | 243.57 | 280.11 | 136.95 | 157.49 | 97.82 | 112.49 | | | | | | |

*132kV or Transmission connected

| Distribution network charges for loads | | | | | | |
|--|-----------------------------------|--------|---------------------------------|--------|--|--------|
| Voltage | Network capacity charge [R/kVA/m] | | Network demand Charge [R/kVA/m] | | Urban low Voltage Subsidy charge [R/kVA/m] | |
| | VAT incl | | VAT incl | | VAT incl | |
| < 500V | R42.66 | R49.06 | R52.65 | R60.55 | R0.00 | R0.00 |
| ≥ 500V & < 66kV | R39.13 | R45.00 | R26.29 | R30.23 | R0.00 | R0.00 |
| ≥ 66kV & ≤ 132kV | R14.16 | R16.28 | R10.36 | R11.91 | R11.09 | R12.75 |
| > 132kV* | R0.00 | R0.00 | R0.00 | R0.00 | R11.09 | R12.75 |

*132kV or Transmission connected

| Customer categories [kVA or MVA = loads] [kW or MW = generations] | Service charge [R/POD/day] | | Administration charge [R/POD/day] | |
|---|----------------------------|-----------|-----------------------------------|--------|
| | VAT incl | | VAT incl | |
| ≤ 100 kVA/ kW | R14.94 | R17.18 | R0.79 | R0.91 |
| > 100 kVA/ kW & ≤ 500 kVA/ kW | R69.91 | R80.40 | R13.49 | R15.51 |
| > 500 kVA/ kW & ≤ 1 MVA/ kW | R215.91 | R248.30 | R21.07 | R24.23 |
| > 1 MVA/ kW | R215.91 | R248.30 | R21.07 | R24.23 |
| Key Customers or Transmission connected generators | R1 216.44 | R1 398.91 | R21.07 | R24.23 |

Megaflex Gen – Non-local Authority

| Transmission network charges for generators | | |
|---|-----------------------|----------|
| TUoS [$> 132\text{kV}$] | Network charge [R/kW] | |
| | | VAT incl |
| Cape | R0.00 | R0.00 |
| Karoo | R0.00 | R0.00 |
| KwaZulu-Natal | R5.08 | R5.84 |
| Vaal | R16.88 | R19.41 |
| Waterberg | R21.62 | R24.86 |
| Mpumalanga | R20.06 | R23.07 |

| Distribution network charges for generators* | | |
|--|--------------------------------|----------|
| Voltage | Network Capacity charge [R/kW] | |
| | | VAT incl |
| $< 500\text{V}$ | | |
| $\geq 500\text{V} < 66\text{kV}$ | | |
| $\geq 66\text{V} \leq 132\text{kV}$ | R20.23 | R23.26 |

* The Distribution network charge will be rebated by the Losses charge, but not beyond extinction

| Ancillary service charge for loads and generators | | |
|---|----------------------------------|----------|
| Voltage | Ancillary service charge [c/kWh] | |
| | | VAT incl |
| $< 500\text{V}$ | 0.45 | 0.52 |
| $\geq 500\text{V} < 66\text{kV}$ | 0.42 | 0.48 |
| $\geq 66\text{V} \leq 132\text{kV}$ | 0.39 | 0.45 |
| $> 132\text{kV}^*$ | 0.37 | 0.43 |

* 132 kV or Transmission connected

| Applicable to loads | | | |
|--|----------|---|----------|
| Electrification and rural network subsidy charge [c/kWh] | | Affordability subsidy charge [c/kWh] | |
| | | Only payable by non-local authority tariffs | |
| | VAT incl | | VAT incl |
| 5.37 | 6.18 | 5.10 | 5.87 |

| Reactive energy charge [c/kVarh] (loads) | | | |
|--|----------|-------------|----------|
| High season | | Low season | |
| | VAT incl | | VAT incl |
| 34.49 | 39.66 | 0.00 | 0.00 |

Losses charge for generators

| Distribution connected generators | | | |
|--|---------------|---|---------------|
| FORMULA | | | |
| Distribution = ((Energy produced x WEPS rate excluding losses) x (Distribution loss factor x Transmission loss factor-1)) in each TOU period | | | |
| Transmission loss factors for Distribution connected | | Distribution loss factors | |
| Distance from Johannesburg | | Voltage | |
| $\leq 300\text{km}$ | 1.0060 | $< 500\text{km}$ | 1.1862 |
| $> 300\text{km} \ \& \ \leq 600\text{km}$ | 1.0160 | $\geq 500\text{V} \ \& \ < 66\text{kV}$ | 1.1556 |
| $> 600\text{km} \ \& \ \leq 900\text{km}$ | 1.0261 | $\geq 66\text{kV} \ \& \ \leq 132\text{kV}$ | 1.0724 |
| $> 900\text{km}$ | 1.0361 | $> 132\text{kV}^*$ | 1.0000 |

* 132 kV or Transmission connected

| Transmission connected generators | |
|--|---------------|
| FORMULA | |
| Transmission = (Energy produced x WEPS rate excluding losses) x (Transmission loss factor-1/Transmission loss factor) in each TOU period | |
| Generator loss factor | |
| Cape | 1.0000 |
| Karoo | 1.0000 |
| KwaZulu-Natal | 1.0150 |
| Vaal | 1.0003 |
| Waterberg | 1.0135 |
| Mpumalanga | 1.0149 |

MINIFLEX

TOU Electricity tariff for Urban_p customers with an NMD from 16 kVA up to 5 MVA, with the following charges:

- seasonally and **time-of-use** differentiated c/kWh **active energy charges** including losses, based on the voltage of supply and the **Transmission zone**;
- three **time-of-use periods** namely **peak**, **standard**, and **off-peak**;
- the treatment of **public holidays** for the raising of the **active energy charge** and the **network demand charge**;
- A R/kVA/month **generation capacity charge** based on the voltage of the supply and the **annual utilised capacity** measured at the **POD** applicable during all time periods;
- A c/kWh **legacy charge** based on the voltage of the supply applicable during all time periods;
- a R/kVA/month **network capacity charge** combining the **Transmission** and **Distribution network capacity charges** based on the voltage of the supply, the **Transmission zone** and the **annual utilised capacity** measured at the **POD** applicable during all time periods.
- a c/kWh **Distribution network demand charge** based on the voltage of the supply and the energy measured at the **POD** during the **peak** and **standard** periods;
- a R/kVA/month **urban low voltage subsidy charge** based on the voltage of the supply and charged on the **annual utilised capacity** measured at the **POD** applicable during all time periods;
- a c/kWh **ancillary service charge** based on the voltage of the supply applicable during all time periods;
- a R/POD/day **service charge** based on the **monthly utilised capacity** of each **POD** linked to an **account**;
- a R/POD/day **administration charge** based on the **monthly utilised capacity** of each **POD** linked to an **account**;
- a c/kVAh **reactive energy charge** supplied in excess of 30% (0,96 power factor or less) of the kWh recorded during the entire billing period. The excess reactive energy is determined using the billing period totals and will only be applicable during the **high demand season**;
- a c/kWh **electrification and rural network subsidy charge**, applied to the total active energy measured at the **POD** in the month;
- a c/kWh **affordability subsidy charge** applied to the total active energy measured at the **POD** in the month – applicable to **non-local authority** tariffs only; and
- an **excess network capacity charge** shall be payable in the event of an **NMD** exceedance in accordance with the **NMD rules** for the relevant tariff.

 For a description of the charges refer to the definitions on pages 8-11.

Miniflex – Non-local Authority

| Transmission Zone | Voltage | Active energy charge [c/kWh] | | | | | | | | | | | | Legacy charge [c/kWh] | | Generation capacity charge [R/kVA/m] | | Network capacity charge [R/kVA/m] | |
|---------------------|------------------|--------------------------------|----------|---------------|----------|---------------|----------|-------------------------------|----------|---------------|----------|---------------|----------|-----------------------|----------|--------------------------------------|----------|-----------------------------------|--------|
| | | High demand season [Jun – Aug] | | | | | | Low demand season [Sep – May] | | | | | | | | | | | |
| | | Peak | VAT incl | Standard | VAT incl | Off Peak | VAT incl | Peak | VAT incl | Standard | VAT incl | Off Peak | VAT incl | | VAT incl | | VAT incl | | |
| ≤ 300km | < 500V | 739.28 | 850.17 | 184.82 | 212.54 | 123.20 | 141.68 | 306.82 | 352.84 | 172.50 | 198.38 | 123.20 | 141.68 | 24.78 | 28.50 | R5.29 | R6.08 | R54.22 | R62.35 |
| | ≥ 500V & < 66kV | 720.19 | 828.22 | 180.05 | 207.06 | 120.03 | 138.03 | 298.89 | 343.72 | 168.05 | 193.26 | 120.03 | 138.03 | 24.14 | 27.76 | R12.27 | R14.11 | R50.27 | R57.81 |
| | ≥ 66kV & ≤ 132kV | 668.35 | 768.60 | 167.08 | 192.14 | 111.39 | 128.10 | 277.38 | 318.99 | 155.96 | 179.35 | 111.39 | 128.10 | 22.40 | 25.76 | R9.28 | R10.67 | R24.33 | R27.98 |
| | > 132kV* | 623.23 | 716.71 | 155.81 | 179.18 | 103.87 | 119.45 | 258.65 | 297.45 | 145.43 | 167.24 | 103.87 | 119.45 | 20.89 | 24.02 | R10.65 | R12.25 | R17.77 | R20.44 |
| > 300km and ≤ 600km | < 500V | 746.66 | 858.66 | 186.67 | 214.67 | 124.43 | 143.09 | 309.88 | 356.36 | 174.23 | 200.36 | 124.43 | 143.09 | 24.78 | 28.50 | R5.29 | R6.08 | R54.35 | R62.50 |
| | ≥ 500V & < 66kV | 727.41 | 836.52 | 181.85 | 209.13 | 121.24 | 139.43 | 301.88 | 347.16 | 169.72 | 195.18 | 121.24 | 139.43 | 24.14 | 27.76 | R12.27 | R14.11 | R50.38 | R57.94 |
| | ≥ 66kV & ≤ 132kV | 675.03 | 776.28 | 168.76 | 194.07 | 112.50 | 129.38 | 280.15 | 322.17 | 157.51 | 181.14 | 112.50 | 129.38 | 22.40 | 25.76 | R9.28 | R10.67 | R24.44 | R28.11 |
| | > 132kV* | 629.46 | 723.88 | 157.37 | 180.98 | 104.91 | 120.65 | 261.23 | 300.41 | 146.87 | 168.90 | 104.91 | 120.65 | 20.89 | 24.02 | R10.65 | R12.25 | R17.96 | R20.65 |
| > 600km and ≤ 900km | < 500V | 754.06 | 867.17 | 188.51 | 216.79 | 125.67 | 144.52 | 312.95 | 359.89 | 175.94 | 202.33 | 125.67 | 144.52 | 24.78 | 28.50 | R5.29 | R6.08 | R54.46 | R62.63 |
| | ≥ 500V & < 66kV | 734.61 | 844.80 | 183.66 | 211.21 | 122.43 | 140.79 | 304.87 | 350.60 | 171.41 | 197.12 | 122.43 | 140.79 | 24.14 | 27.76 | R12.27 | R14.11 | R50.50 | R58.08 |
| | ≥ 66kV & ≤ 132kV | 681.72 | 783.98 | 170.43 | 195.99 | 113.61 | 130.65 | 282.93 | 325.37 | 159.08 | 182.94 | 113.61 | 130.65 | 22.40 | 25.76 | R9.28 | R10.67 | R24.54 | R28.22 |
| | > 132kV* | 635.69 | 731.04 | 158.93 | 182.77 | 105.95 | 121.84 | 263.83 | 303.40 | 148.33 | 170.58 | 105.95 | 121.84 | 20.89 | 24.02 | R10.65 | R12.25 | R18.12 | R20.84 |
| > 900km | < 500V | 761.46 | 875.68 | 190.36 | 218.91 | 126.91 | 145.95 | 316.02 | 363.42 | 177.67 | 204.32 | 126.91 | 145.95 | 24.78 | 28.50 | R5.29 | R6.08 | R54.58 | R62.77 |
| | ≥ 500V & < 66kV | 741.81 | 853.08 | 185.46 | 213.28 | 123.64 | 142.19 | 307.86 | 354.04 | 173.08 | 199.04 | 123.64 | 142.19 | 24.14 | 27.76 | R12.27 | R14.11 | R50.61 | R58.20 |
| | ≥ 66kV & ≤ 132kV | 688.40 | 791.66 | 172.10 | 197.92 | 114.74 | 131.95 | 285.69 | 328.54 | 160.63 | 184.72 | 114.74 | 131.95 | 22.40 | 25.76 | R9.28 | R10.67 | R24.63 | R28.32 |
| | > 132kV* | 641.92 | 738.21 | 160.48 | 184.55 | 106.97 | 123.02 | 266.41 | 306.37 | 149.78 | 172.25 | 106.97 | 123.02 | 20.89 | 24.02 | R10.65 | R12.25 | R18.30 | R21.05 |

*132kV or Transmission connected

| Customer categories | Service charge [R/POD/day] | | Administration charge [R/POD/day] | |
|-----------------------|----------------------------|-----------|-----------------------------------|----------|
| | | VAT incl | | VAT incl |
| ≤ 100 kVA | R14.94 | R17.18 | R0.79 | R0.91 |
| > 100 kVA & ≤ 500 kVA | R69.91 | R80.40 | R13.49 | R15.51 |
| > 500 kVA & ≤ 1 MVA | R215.91 | R248.30 | R21.07 | R24.23 |
| > 1 MVA | R215.91 | R248.30 | R21.07 | R24.23 |
| Key customers | RI 216.44 | RI 398.91 | R21.07 | R24.23 |

| Voltage | Ancillary service charge [c/kWh] | | Network demand charge [c/kWh] [Peak & Standard] | |
|------------------|----------------------------------|----------|---|----------|
| | | VAT incl | | VAT incl |
| < 500V | 0.45 | 0.52 | 32.30 | 37.15 |
| ≥ 500V & < 66kV | 0.42 | 0.48 | 10.45 | 12.02 |
| ≥ 66kV & ≤ 132kV | 0.39 | 0.45 | 10.21 | 11.74 |
| > 132kV* | 0.37 | 0.43 | 0.00 | 0.00 |

*132kV or Transmission connected

| Urban low voltage subsidy charge [R/kVA/m] | | |
|--|---------------|----------|
| | | VAT incl |
| < 500V | R0.00 | R0.00 |
| ≥ 500V & < 66kV | R0.00 | R0.00 |
| ≥ 66kV & ≤ 132kV | R11.09 | R12.75 |
| > 132kV* | R11.09 | R12.75 |

*132kV or Transmission connected

| Electrification and rural network subsidy charge [c/kWh] | | Affordability subsidy charge [c/kWh] Only payable by non-local authority tariffs | |
|--|----------|---|----------|
| | VAT incl | | VAT incl |
| 5.37 | 6.18 | 5.10 | 5.87 |

| Reactive energy charge [c/kVArh] | | | |
|----------------------------------|----------|-------------|----------|
| High season | | Low season | |
| | VAT incl | | VAT incl |
| 15.02 | 17.27 | 0.00 | 0.00 |

NIGHTSAVE Urban

Electricity tariff suitable for high load factor Urban_p customers with an NMD from 25 kVA without grid-tied generation¹, with the following charges:

- seasonally differentiated c/kWh **active energy charges** including losses based on the voltage of the supply and the **Transmission zone**;
- seasonally differentiated R/kVA **energy demand charges** based on the voltage of the supply, the **transmission zone** and charged on the **chargeable demand** in **peak** periods;
- the treatment of **public holidays** for the raising of the **energy demand charge** and the **network demand charge**;
- A R/kVA/month **generation capacity charge** based on the voltage of the supply and the annual utilised capacity measured at the **POD** applicable during all time periods;
- A c/kWh **legacy charge** based on the voltage of the supply applicable during all time periods;
- a R/kVA/month **Transmission network charge** based on the voltage of the supply, the **Transmission zone** and charged on the **annual utilised capacity** measured at the **POD** applicable during all time periods;
- a R/kVA/month **Distribution network capacity charge** based on the voltage of the supply and the **annual utilised capacity** measured at the **POD** applicable during all time periods;
- a R/kVA/month **Distribution network demand charge** based on the voltage of the supply and the **chargeable demand** measured at the **POD** applicable during **peak** periods only;
- a R/kVA/month **urban low voltage subsidy charge** applicable to > 66 kV supplies based on the voltage of the supply and charged on the **annual utilised capacity** measured at the **POD** applicable during all time periods;
- a c/kWh **ancillary service charge** based on the voltage of the supply applicable during all time periods;
- a R/POD/day **service charge** based on the **monthly utilised capacity** of each **POD** linked to an **account**;
- a R/POD/day **administration charge** based on the **monthly utilised capacity** of each **POD** linked to an **account**;
- a c/kWh **electrification and rural network subsidy charge** applied to the total active energy measured at the **POD** in the month;
- a c/kWh **affordability subsidy charge** applied to the total active energy measured at the **POD** in the month – applicable to **non-local authority** tariffs only; and
- an **excess network capacity charge** shall be payable in the event of an **NMD** exceedance in accordance with the **NMD rules** for the relevant tariff.

¹ For grid-tied generation a TOU tariff is mandatory.

 For a description of the charges refer to the definitions on pages 8-11.

Nightsave Urban – Non-Local Authority

| Transmission Zone | Voltage | Active energy charge [c/kWh] | | | | Demand charge [R/kVA] | | | | Legacy charge [c/kWh] | | Generation capacity charge [R/kVA/m] | | Transmission network charges [R/kVA/m] | |
|---------------------|------------------|--------------------------------|----------|-------------------------------|----------|--------------------------------|----------|-------------------------------|----------|-----------------------|----------|--------------------------------------|----------|--|----------|
| | | High demand season [Jun – Aug] | | Low demand season [Sep – May] | | High demand season [Jun – Aug] | | Low demand season [Sep – May] | | | VAT incl | | VAT incl | | VAT incl |
| | | | VAT incl | | VAT incl | | VAT incl | | VAT incl | | | | | | |
| ≤ 300km | < 500V | 181.89 | 209.17 | 174.72 | 200.93 | R341.73 | R392.99 | R79.95 | R91.94 | 24.78 | 28.50 | R5.29 | R6.08 | R11.56 | R13.29 |
| | ≥ 500V & < 66kV | 177.20 | 203.78 | 170.21 | 195.74 | R332.91 | R382.85 | R77.88 | R89.56 | 24.14 | 27.76 | R12.27 | R14.11 | R11.15 | R12.82 |
| | ≥ 66kV & ≤ 132kV | 164.44 | 189.11 | 157.96 | 181.65 | R308.94 | R355.28 | R72.28 | R83.12 | 22.40 | 25.76 | R9.28 | R10.67 | R10.17 | R11.70 |
| | > 132kV* | 153.35 | 176.35 | 147.30 | 169.40 | R286.37 | R329.33 | R67.00 | R77.05 | 20.89 | 24.02 | R10.65 | R12.25 | R17.77 | R20.44 |
| > 300km and ≤ 600km | < 500V | 183.70 | 211.26 | 176.46 | 202.93 | R345.13 | R396.90 | R80.74 | R92.85 | 24.78 | 28.50 | R5.29 | R6.08 | R11.68 | R13.43 |
| | ≥ 500V & < 66kV | 178.97 | 205.82 | 171.91 | 197.70 | R336.22 | R386.65 | R78.66 | R90.46 | 24.14 | 27.76 | R12.27 | R14.11 | R11.26 | R12.95 |
| | ≥ 66kV & ≤ 132kV | 166.09 | 191.00 | 159.53 | 183.46 | R312.02 | R358.82 | R72.99 | R83.94 | 22.40 | 25.76 | R9.28 | R10.67 | R10.28 | R11.82 |
| | > 132kV* | 154.88 | 178.11 | 148.76 | 171.07 | R290.95 | R334.59 | R68.07 | R78.28 | 20.89 | 24.02 | R10.65 | R12.25 | R17.96 | R20.65 |
| > 600km and ≤ 900km | < 500V | 185.52 | 213.35 | 178.21 | 204.94 | R348.56 | R400.84 | R81.55 | R93.78 | 24.78 | 28.50 | R5.29 | R6.08 | R11.80 | R13.57 |
| | ≥ 500V & < 66kV | 180.74 | 207.85 | 173.62 | 199.66 | R339.56 | R390.49 | R79.44 | R91.36 | 24.14 | 27.76 | R12.27 | R14.11 | R11.37 | R13.08 |
| | ≥ 66kV & ≤ 132kV | 167.73 | 192.89 | 161.12 | 185.29 | R315.12 | R362.39 | R73.73 | R84.79 | 22.40 | 25.76 | R9.28 | R10.67 | R10.38 | R11.94 |
| | > 132kV* | 156.41 | 179.87 | 150.23 | 172.76 | R293.85 | R337.93 | R68.75 | R79.06 | 20.89 | 24.02 | R10.65 | R12.25 | R18.12 | R20.84 |
| > 900km | < 500V | 187.34 | 215.44 | 179.95 | 206.94 | R351.96 | R404.75 | R82.33 | R94.68 | 24.78 | 28.50 | R5.29 | R6.08 | R11.92 | R13.71 |
| | ≥ 500V & < 66kV | 182.51 | 209.89 | 175.32 | 201.62 | R342.87 | R394.30 | R80.21 | R92.24 | 24.14 | 27.76 | R12.27 | R14.11 | R11.47 | R13.19 |
| | ≥ 66kV & ≤ 132kV | 169.37 | 194.78 | 162.68 | 187.08 | R318.19 | R365.92 | R74.44 | R85.61 | 22.40 | 25.76 | R9.28 | R10.67 | R10.47 | R12.04 |
| | > 132kV* | 157.93 | 181.62 | 151.71 | 174.47 | R296.71 | R341.22 | R69.41 | R79.82 | 20.89 | 24.02 | R10.65 | R12.25 | R18.30 | R21.05 |

*132kV or Transmission connected

| Distribution network charges | | | | | | |
|-----------------------------------|-----------------------------------|---------------|---------------------------------|---------------|--|--------------|
| Voltage | Network capacity charge [R/kVA/m] | | Network demand Charge [R/kVA/m] | | Urban low Voltage Subsidy charge [R/kVA/m] | |
| | | VAT incl | | VAT incl | | VAT incl |
| | < 500V | R42.66 | R49.06 | R52.65 | R60.55 | R0.00 |
| ≥ 500V & < 66kV | R39.13 | R45.00 | R26.29 | R30.23 | R0.00 | R0.00 |
| ≥ 66kV & ≤ 132kV | R14.16 | R16.28 | R10.36 | R11.91 | R11.09 | R12.75 |
| > 132kV* / Transmission connected | R0.00 | R0.00 | R0.00 | R0.00 | R11.09 | R12.75 |

| Voltage | Ancillary service charge [c/kWh] | |
|------------------|----------------------------------|----------|
| | | VAT incl |
| < 500V | 0.45 | 0.52 |
| ≥ 500V & < 66kV | 0.42 | 0.48 |
| ≥ 66kV & ≤ 132kV | 0.39 | 0.45 |
| > 132kV* | 0.37 | 0.43 |

*132kV or Transmission connected

| Customer categories | Service charge [R/POD/day] | | Administration charge [R/POD/day] | |
|-----------------------|----------------------------|-----------|-----------------------------------|----------|
| | | VAT incl | | VAT incl |
| ≤ 100 kVA | R14.94 | R17.18 | R0.79 | R0.91 |
| > 100 kVA & ≤ 500 kVA | R69.91 | R80.40 | R13.49 | R15.51 |
| > 500 kVA & ≤ 1 MVA | R215.91 | R248.30 | R21.07 | R24.23 |
| > 1 MVA | R215.91 | R248.30 | R21.07 | R24.23 |
| Key customers | R1 216.44 | R1 398.91 | R21.07 | R24.23 |

| Electrification and rural network subsidy charge [c/kWh] | Affordability subsidy charge [c/kWh] Only payable by non-local authority tariffs | |
|--|---|----------|
| | | VAT incl |
| | 5.37 | 6.18 |
| | 5.10 | 5.87 |

BUSINESSRATE

Suite of electricity tariffs for supplies for commercial usage or non-commercial usage (such as churches, schools, halls, clinics, old-age homes, public lighting, or similar supplies) in Urban_p areas with an NMD of up to 100kVA, and without grid-tied generation¹, with the following charges:

- a single c/kWh **active energy charge**² measured at the **POD**;
- a R/POD/day **generation capacity charge** based on the **NMD (size)** of the supply;
- a R/POD/day **network capacity charge** based on the **NMD (size)** of the supply;
- a c/kWh **network demand charge** based on the active energy measured at the **POD**;
- a c/kWh **ancillary service charge** based on the active energy measured at the **POD**;
- a R/POD/day **service and administration charge** for each **POD**, which charge shall be payable every month whether any electricity is used or not, based on the applicable daily rate and the number of days in the month;
- a c/kWh **electrification and rural network subsidy charge** applied to the total active energy measured at the **POD**; and
- if and when the Businessrate 1, 2 or 3 is offered as a prepaid supply, the **active energy charge**, the **ancillary service charge** and the **network demand charge** shall be combined into one c/kWh rate and the **network capacity charge**, **generation capacity charge** and the **service and administration charge** shall be combined into R/POD per day charge*

¹ For grid-tied generation a TOU tariff is mandatory.

² A c/kWh legacy charge is included in the energy charge.

The suite of Businessrate tariffs are as follows:

| | |
|---|--|
| Businessrate 1 | single-phase 16 kVA (80 A per phase) dual-phase 32 kVA (80 A per phase) three-phase 25 kVA (40 A per phase) |
| Businessrate 2 | dual-phase 64 kVA (150 A per phase) three-phase 50 kVA (80 A per phase) |
| Businessrate 3 | dual-phase 100 kVA (225 A per phase) three-phase 100 kVA (150 A per phase) |
| Businessrate 4 (conventional or prepaid) | single-phase 16 kVA (80 A per phase) dual-phase 32 kVA (80 A per phase) three-phase 25 kVA (40 A per phase) |

*Currently these tariffs cannot be accommodated as a prepaid supply. If and when this is possible, the combining of the charges is required to accommodate the prepaid vending system.

BUSINESSRATE Charges

Businessrate – Non-Local Authority

| | Energy charge [c/kWh] | | Ancillary service charge [c/kWh] | | Network demand charge [c/kWh] | | Network capacity charge [R/POD/day] | | Service and administration charge [R/POD/day] | | Electrification and rural network subsidy charge [c/kWh] | | Generation capacity charge [R/POD/day] | |
|-----------------------|-----------------------|----------|----------------------------------|----------|-------------------------------|----------|-------------------------------------|----------|---|----------|--|----------|--|----------|
| | | VAT incl | | VAT incl | | VAT incl | | VAT incl | | VAT incl | | VAT incl | | VAT incl |
| Businessrate 1 | 242.90 | 279.34 | 0.45 | 0.52 | 15.81 | 18.18 | R22.12 | R25.44 | R15.99 | R18.39 | 5.37 | 6.18 | R3.00 | R3.45 |
| Businessrate 2 | 242.90 | 279.34 | 0.45 | 0.52 | 15.81 | 18.18 | R32.86 | R37.79 | R15.99 | R18.39 | 5.37 | 6.18 | R4.48 | R5.15 |
| Businessrate 3 | 242.90 | 279.43 | 0.45 | 0.52 | 15.81 | 18.18 | R81.98 | R94.28 | R15.99 | R18.39 | 5.37 | 6.18 | R11.18 | R12.86 |
| Businessrate 4 | 378.06 | 434.77 | 0.45 | 0.52 | 15.81 | 18.18 | | | | | 5.37 | 6.18 | R0.00 | R0.00 |

 For a description of the charges refer to the definitions on pages 8-11.

Municrate

Suite of electricity tariffs for Local Authority supplies for commercial usage or non-commercial usage (such as churches, schools, halls, clinics, old-age homes, public lighting, residential, or similar supplies) with an NMD of up to 100kVA, and without grid-tied generation¹, with the following charges:

- a single c/kWh **active energy charge**² measured at the **POD**;
- a R/POD/day **generation capacity charge** based on the **NMD (size)** of the supply;
- a R/POD/day **network capacity charge** based on the **NMD (size)** of the supply;
- a c/kWh **network demand charge** based on the active energy measured at the **POD**;
- a c/kWh **ancillary service charge** based on the active energy measured at the **POD**; and
- a R/POD/day **service and administration charge** for each **POD**, which charge shall be payable every month whether any electricity is used or not, based on the applicable daily rate and the number of days in the month.

¹ For grid-tied generation a TOU tariff is mandatory.

² A c/kWh legacy charge is included in the energy charge.

| | |
|---|--|
| Municrate 1 | single-phase 16 kVA (80 A per phase) dual-phase 32 kVA (80 A per phase) three-phase 25 kVA (40 A per phase) |
| Municrate 2 | dual-phase 64 kVA (150 A per phase) three-phase 50 kVA (80 A per phase) |
| Municrate 3 | dual-phase 100 kVA (225 A per phase) three-phase 100 kVA (150 A per phase) |
| Municrate 4 (conventional or prepaid) | single-phase 16 kVA (80 A per phase) dual-phase 32 kVA (80 A per phase) three-phase 25 kVA (40 A per phase) |

Municrate Charges

Municrate – Local Authority

| | Energy charge [c/kWh] | | Ancillary service charge [c/kWh] | | Network demand charge [c/kWh] | | Network capacity charge [R/POD/day] | | Service and administration charge [R/POD/day] | | Generation capacity charge [R/POD/day] | |
|--------------------|-----------------------|----------|----------------------------------|----------|-------------------------------|----------|-------------------------------------|----------|---|----------|--|----------|
| | | VAT incl | | VAT incl | | VAT incl | | VAT incl | | VAT incl | | VAT incl |
| Municrate 1 | 248.72 | 286.03 | 0.45 | 0.52 | 47.53 | 54.66 | R37.13 | R42.70 | R20.50 | R23.58 | R3.30 | R3.80 |
| Municrate 2 | 248.72 | 286.03 | 0.45 | 0.52 | 47.53 | 54.66 | R75.23 | R86.51 | R20.50 | R23.58 | R6.09 | R7.00 |
| Municrate 3 | 248.72 | 286.03 | 0.45 | 0.52 | 47.53 | 54.66 | R150.66 | R173.26 | R20.50 | R23.58 | R12.85 | R14.78 |
| Municrate 4 | 378.05 | 434.76 | 0.45 | 0.52 | 47.53 | 54.66 | | | | | | |

Note: This tariff is applicable to local authority tariffs that were previously on Businessrate, Landrate, and Homepower

 For a description of the charges refer to the definitions on pages 8-11.

PUBLIC LIGHTING

Non metered* electricity tariff for public lighting or similar supplies in Urban areas where Eskom provides a supply for, and if applicable maintains, any streetlight or similar public lighting and where, the charge for the supply and service is fixed based on the number of lights and light fixtures. This tariff is applicable only in Eskom-designated urban areas.

| | |
|--|----------------------------|
| All night (typically streetlights) | 333.3 hours per month |
| 24 hours (typically traffic lights) | 730 hours per month |
| Urban fixed (typically telephony installations) | Based on 200 kWh per month |

*For metered public lighting or similar supplies refer to Businessrate and Municrate tariffs.

This tariff has the following charges:

- the **energy charge per light/supply** is based on the **number of hours** for which the supply will be used in a day and the time at which the electricity will be used.
- the **energy charge** is calculated using either a **c/kWh energy rate** or a **R/100 W/month energy rate**.
- if the **c/kWh energy rate** is used, kWh is calculated as **kWh = number of lights x light wattage x hours** in use (not metered).
- a monthly **maintenance charge per light** or an **actual cost charge** where Eskom does the maintenance.

The urban fixed tariff is based on a consumption of 200 kWh/month at the All Night rate. This is suitable for small urban telephony installations (telephone booths, switchgear installations, etc.) and not street lighting.

In order to provide a public lighting service in its licensed area of supply, Eskom will enter into a written Electricity Supply Agreement for Public Lighting with a recognised representative body with legal powers, e.g. a local authority, the traffic department, etc. which, in turn, normally provides a service to the general public. Eskom will not enter into an electricity supply agreement with home dwellers for public lighting services. A separate maintenance contract is required where Eskom does maintenance of the street light infrastructure.

Typical supplies are neon and billboard signs, traffic lights, streetlights, and lights in telephone booths.

Connection Fees/charges

Actual cost per streetlight or high-mast connection.

Energy Charge

For the non-metered Public Lighting tariff, an energy charge based on the number of hours in a day for which the supply will be used and the time at which the electricity will be used, is payable per month per light fitting. The energy charge covers the supply of electricity, the maintenance and operation of Eskom's networks and excludes the meter and the meter costs.

Maintenance Charge

A separate maintenance charge will be raised where Eskom contract with a Local Authority to maintain the street light infrastructure (the poles, light fitting etc.) The maintenance charge is raised either as actual costs or a fixed fee. Eskom's preferred approach is to raise actual costs. It is to be noted that the street light infrastructure is not an Eskom asset. This charge is payable irrespective of the Eskom tariff applied to the Public Lighting supply.



For a description of the charges refer to the definitions on pages 8-11.

PUBLIC LIGHTING Charges

Public Lighting – Non-Local Authority

| | | All Night | | 24 Hours | |
|-----------------|------------------------------|-----------|----------|----------|----------|
| | | | VAT incl | | VAT incl |
| Public Lighting | Energy charge [c/kWh] | 263.32 | 302.82 | 252.56 | 290.44 |
| | Energy charge [R/100W/month] | R87.77 | R100.94 | R184.37 | R212.03 |

| Public Lighting – Urban Fixed | Fixed charge [R/POD/day] | R35.13 | R40.40 |
|-------------------------------|--------------------------|--------|--------|
|-------------------------------|--------------------------|--------|--------|

| Maintenance charges | R/month | |
|-------------------------|-----------|-----------|
| | | VAT incl |
| Per Luminaire | R108.40 | R124.66 |
| Per high-mast Luminaire | R2 523.56 | R2 902.09 |

PUBLIC LIGHTING Charges

Public Lighting – Local Authority

| | | All Night | | 24 Hours | |
|-----------------|------------------------------|-----------|----------|----------|----------|
| | | | VAT incl | | VAT incl |
| Public Lighting | Energy charge [c/kWh] | 280.54 | 322.62 | 248.34 | 285.59 |
| | Energy charge [R/100W/month] | R93.51 | R107.54 | R181.28 | R208.47 |

| Public Lighting – Urban Fixed | Fixed charge [R/POD/day] | R34.39 | R39.54 |
|-------------------------------|--------------------------|--------|--------|
|-------------------------------|--------------------------|--------|--------|

| Maintenance charges | R/month | |
|-------------------------|-----------|-----------|
| | | VAT incl |
| Per Luminaire | R115.41 | R132.72 |
| Per high-mast Luminaire | R2 695.29 | R3 099.58 |

Residential Tariffs

HOMEPower

A Suite of Electricity tariffs for residential customers based on the size of the supply and also may be applied to supplies such as churches, schools, halls, clinics, old-age homes or similar supplies in Urban_p areas with an NMD of up to 100 kVA and without grid-tied generation¹, with the following charges:

The Homepower Standard tariff is made up of a range of tariffs as follows:

| | |
|--------------------|---|
| Homepower 1 | dual-phase 32 kVA (80 A per phase) three-phase 25 kVA (40 A per phase) |
| Homepower 2 | dual-phase 64 kVA (150 A per phase) three-phase 50 kVA (80 A per phase) |
| Homepower 3 | dual-phase 100 kVA (225 A per phase) three-phase 100 kVA (150 A per phase) |
| Homepower 4 | single-phase 16 kVA (80 A per phase) |

The Homepower Standard Tariff for Non-local Authority has the following charges:

- a single c/kWh **active energy charge**² measured at the **POD**;
- a R/POD/day **generation capacity charge** based on the **NMD** (size) of the supply;
- a R/POD/day **network capacity charge** based on the **NMD** (size) of the supply;
- a c/kWh **network demand charge** based on the active energy measured at the **POD**;
- a c/kWh **ancillary service charge** based on the active energy measured at the **POD**; and
- a R/POD/day **service and administration charge**³ for each **POD**, which charge shall be payable every month whether any electricity is used or not, based on the applicable daily rate and the number of days in the month³.

HOMEPower Standard Charges

Homepower – Non-Local Authority

| | Energy charge [c/kWh] | | Ancillary service charge | | Network demand | | Network capacity | | Service and administration | | Generation capacity | |
|--------------------|-----------------------|----------|--------------------------|----------|----------------|----------|------------------|----------|----------------------------|----------|---------------------|----------|
| | | VAT incl | | VAT incl | | VAT incl | | VAT incl | | VAT incl | | VAT incl |
| Homepower 1 | 280.05 | 322.06 | 0.45 | 0.52 | 28.68 | 32.98 | R13.19 | R15.17 | R5.74 | R6.60 | R1.09 | R1.25 |
| Homepower 2 | 280.05 | 322.06 | 0.45 | 0.52 | 28.68 | 32.98 | R29.44 | R33.86 | R5.74 | R6.60 | R1.93 | R2.22 |
| Homepower 3 | 280.05 | 322.06 | 0.45 | 0.52 | 28.68 | 32.98 | R62.89 | R72.32 | R5.74 | R6.60 | R4.70 | R5.41 |
| Homepower 4 | 280.05 | 322.06 | 0.45 | 0.52 | 28.68 | 32.98 | R9.08 | R10.44 | R5.74 | R6.60 | R0.71 | R0.82 |

¹ For grid-tied generation a TOU tariff is mandatory.

² A c/kWh legacy charge is included in the energy charge.

³ The fixed portion of the service and administration charge increased from 33.3% in FY2026 to 66.6% in FY2027. The remaining 33.4% of the service and administration charge is included and recovered through the energy charge.

For Homepower supplies on prepaid, the active **energy charge**, **ancillary service charge**, and **network demand charge** will be combined into a **single c/kWh rate** on the vending system. Similarly, the **network capacity charge**, **generation capacity charge**, and **service and administration charge** will be combined into a **single R/POD per day charge** on the vending system.

 For a description of the charges refer to the definitions on pages 8-11.

HOMEPOWER Bulk

An Electricity tariff for residential bulk supplies to sectional title developments only without Grid-Tied Generation¹. Applicable to Non-Local Authority supplies only with the following charges:

- a single c/kWh **active energy charge**² measured at the POD;
- a R/POD/day **generation capacity charge** based on the NMD (size) of the supply;
- a R/POD/day **network capacity charge** based on the **NMD** or if measured the **maximum demand** of the supply;
- a c/kWh **network demand charge** based on the active energy measured at the POD;
- a c/kWh **ancillary service charge** based on the active energy measured at the POD; and
- a R/day **service and administration charge** for each POD, which charge shall be payable every month whether any electricity is used or not, based on the applicable daily rate and the number of days in the month.

*Sectional title developments also have a choice of other applicable tariffs such as Homepower Standard, Miniflex and Nightsave Urban.

¹ For grid-tied generation a TOU tariff is mandatory.

² A c/kWh legacy charge is included in the energy charge.

| | Energy charge [c/kWh] | | Ancillary service charge | | Network demand charge | | Network capacity charge | | Service and administration | | Generation capacity charge | |
|----------------|-----------------------|----------|--------------------------|----------|-----------------------|----------|-------------------------|----------|----------------------------|----------|----------------------------|----------|
| | | VAT incl | | VAT incl | | VAT incl | | VAT incl | | VAT incl | | VAT incl |
| Homepower Bulk | 280.05 | 322.06 | 0.45 | 0.52 | 28.68 | 32.98 | R60.17 | R69.20 | R5.74 | R6.60 | R7.25 | R8.34 |

HOMEFLEX

A TOU electricity tariff for residential customers with grid-tied generation¹ or any other residential customer that opts for the tariff, based on the size of the supply, and applied to supply sizes the same as Homepower, with the following charges:

- seasonally and **time-of-use** differentiated c/kWh **active energy charges** including losses
- the treatment of **public holidays** for the raising of the **active energy charge**;
- a R/POD/day **generation capacity charge** based on the NMD (size) of the supply;
- a c/kWh **legacy charge** based on the voltage of the supply applicable during all time periods;
- a R/POD/day **network capacity charge** based on the **NMD** (size) of the supply;
- a c/kWh **network demand charge** based on the active energy measured at the **POD**;
- a c/kWh **ancillary service charge** based on the active energy measured at the **POD**; and
- a R/POD/day **service and administration charge** for each **POD**, which charge shall be payable every month whether any electricity is used or not, based on the applicable daily rate and the number of days in the month.

¹ For grid-tied generation a TOU tariff is mandatory.

| | |
|------------|---|
| Homeflex 1 | dual-phase 32 kVA (80 A per phase) three-phase 25 kVA (40 A per phase) |
| Homeflex 2 | dual-phase 64 kVA (150 A per phase) three-phase 50 kVA (80 A per phase) |
| Homeflex 3 | dual-phase 100 kVA (225 A per phase) three-phase 100 kVA (150 A per phase) |
| Homeflex 4 | single-phase 16 kVA (80 A per phase) |

 For a description of the charges refer to the definitions on pages 8-11.

HOMEFLEX Charges

The Homeflex tariff also allows net-billing where a credit is provided on the bill at the end of each month (called Gen-offset) for energy exported up to and equal to the consumption per time-of-use period. The credit is based on the energy exported per time of use period at the rate that excludes a portion of the GCC and the service and administration charge that is included in the energy rate.

Homeflex – Non-local Authority

| ACTIVE ENERGY CHARGE (c/kWh) | | | | | | | | | | | | Service and administration charge [R/POD/day] | | Ancillary service charge [c/kWh] | | Legacy charge [c/kWh] | | Network demand charge [c/kWh] | |
|--------------------------------|----------|---------------|----------|---------------|----------|-------------------------------|----------|---------------|----------|---------------|----------|---|----------|----------------------------------|----------|-----------------------|----------|-------------------------------|-------|
| High demand season Jun - Aug | | | | | | Low demand season Sep - May | | | | | | | | | | | | | |
| | VAT incl | | VAT incl | | VAT incl | | VAT incl | | VAT incl | | VAT incl | | VAT incl | | VAT incl | | VAT incl | | |
| 736.61 | 847.10 | 225.38 | 259.19 | 165.94 | 190.83 | 343.09 | 394.55 | 213.49 | 245.51 | 165.94 | 190.83 | 5.74 | 6.60 | 0.45 | 0.52 | 24.78 | 28.50 | 28.68 | 32.98 |

| | Network capacity charge (R/POD/day)* | | Generation capacity charge (R/POD/day) | |
|-------------------|--------------------------------------|----------|--|----------|
| | | VAT incl | | VAT incl |
| Homeflex 1 | R13.19 | R15.17 | R1.09 | R1.25 |
| Homeflex 2 | R29.44 | R33.86 | R1.93 | R2.22 |
| Homeflex 3 | R52.89 | R72.32 | R4.70 | R5.41 |
| Homeflex 4 | R9.08 | R10.44 | R0.71 | R0,82 |

*The network capacity charge is based on the the Notified Maximum Demand (NMD)

Refer to the Gen offset table for the Homeflex credit rate.

HOME LIGHT

A suite of electricity tariffs based on the size of the supply that provides a subsidy to low-usage single phase residential, churches, schools, halls, clinics, old-age homes or similar supplies in Urban_p areas and electrification areas and has the following charges:

For non-local authority billed and prepayment metered customers:

- a single c/kWh active energy charge measured at the POD;

The Homelight suite of tariffs is made up of the following tariffs:

| | |
|----------------------|--|
| Homelight 20A | 20A supply size (NMD) typically for low consuming supplies |
| Homelight 60A | 60A prepayment or 80A* smart-meter prepayment or 80A post-paid supply size (NMD) typically for medium to high consuming supplies |

* Only applicable to customers that are already on 80A supplies.

Explanation of the capacity of the supply

Any combination of appliances can be used at the same time as long as the capacity of all appliances does not exceed an approximate maximum of 4 400 for 20A limited supplies and 13 200 W for 60A limited supplies.

Any customer who wishes to upgrade their supply from 20A to 60A should be aware that a connection fee is payable.

For a description of the charges refer to the definitions on pages 8-11.

HOMELIGHT Charges _____

Homelight – Non-local Authority

| | Energy charge [c/kWh] | |
|---------------|-----------------------|----------|
| | | VAT incl |
| Homelight 20A | 235.04 | 270.30 |
| Homelight 60A | 298.79 | 343.61 |

 For a description of the charges refer to the definitions on pages 8-11.

Rural Tariffs

RURAFLEX

A TOU electricity tariff for Rural_p customers with an NMD from 16 kVA with a supply voltage ≤ 22 kV (or ≤ 33 kV where designated by Eskom as Rural_p) and has the following charges:

- seasonally and **time-of-use** differentiated c/kWh **active energy charges** including losses, based on the voltage of supply and the **Transmission zone**;
- three **time-of-use** periods namely **peak**, **standard**, and **off-peak**;
- the treatment of **public holidays** for the raising of the **active energy charge** and the **network demand charge**;
- A R/kVA/month **generation capacity charge** based on the voltage of the supply and the **annual utilised capacity** measured at the **POD** applicable during all time periods;
- A c/kWh **legacy charge** based on the voltage of the supply applicable during all time periods;
- a R/kVA/month **network capacity charge** combining the **Transmission** and **Distribution network capacity charges** based on the voltage of the supply, the **Transmission zone** and the **annual utilised capacity** measured at the **POD** applicable during all time periods;
- a c/kWh **Distribution network demand charge** based on the voltage of the supply and the energy measured at the **POD** during all the **TOU periods**;
- a c/kWh **ancillary service charge** based on the voltage of the supply applicable during all time periods;
- a R/POD/day **service charge** based on the **monthly utilised capacity of each POD** linked to an **account**;
- a R/POD/day **administration charge** based on the **monthly utilised capacity** of each **POD** linked to an **account**;
- a c/kVAh **reactive energy charge** supplied in excess of 30% (0,96 power factor or less) of the kWh recorded during the entire billing period. The excess reactive energy is determined using the billing period totals and will only be applicable during the **high-demand season**; and
- an **excess network capacity charge** shall be payable in the event of an **NMD** exceedance in accordance with the **NMD rules** for the relevant tariff.

 For a description of the charges refer to the definitions on pages 8-11.

Ruraflex – Non-local Authority

| Transmission Zone | Voltage | Active energy charge [c/kWh] | | | | | | | | | | | | Legacy charge [c/kWh] | | Generation capacity charge [R/kVA/m] | | Network capacity charges [R/kVA/m] | |
|---------------------|-------------|--------------------------------|----------|---------------|----------|---------------|----------|-------------------------------|----------|---------------|----------|---------------|----------|-----------------------|-------|--------------------------------------|-------|------------------------------------|--------|
| | | High demand season [Jun – Aug] | | | | | | Low demand season [Sep – May] | | | | | | | | | | | |
| | | Peak | | Standard | | Off Peak | | Peak | | Standard | | Off Peak | | | | | | | |
| | | | VAT incl | | VAT incl | | VAT incl | | VAT incl | | VAT incl | | VAT incl | | | | | | |
| ≤ 300km | < 500V | 746.19 | 858.12 | 186.55 | 214.53 | 124.36 | 143.01 | 309.68 | 356.13 | 174.11 | 200.23 | 124.36 | 143.01 | 25.01 | 28.76 | R5.07 | R5.83 | R56.60 | R65.09 |
| | 66kV ≤ 22kV | 732.98 | 842.93 | 183.23 | 210.71 | 122.16 | 140.48 | 304.19 | 349.82 | 171.03 | 196.68 | 122.16 | 140.48 | 24.57 | 28.26 | R7.63 | R8.77 | R52.55 | R60.43 |
| > 300km and ≤ 600km | < 500V | 753.66 | 866.71 | 188.42 | 216.68 | 125.60 | 144.44 | 312.78 | 359.70 | 175.85 | 202.23 | 125.60 | 144.44 | 25.01 | 28.76 | R5.07 | R5.83 | R56.71 | R65.22 |
| | 66kV ≤ 22kV | 740.31 | 851.36 | 185.08 | 212.84 | 123.38 | 141.89 | 307.24 | 353.33 | 172.75 | 198.66 | 123.38 | 141.89 | 24.57 | 28.26 | R7.63 | R8.77 | R52.66 | R60.56 |
| > 600km and ≤ 900km | < 500V | 761.12 | 875.29 | 190.27 | 218.81 | 126.84 | 145.87 | 315.86 | 363.24 | 177.59 | 204.23 | 126.84 | 145.87 | 25.01 | 28.76 | R5.07 | R5.83 | R56.83 | R65.35 |
| | 66kV ≤ 22kV | 747.64 | 859.79 | 186.92 | 214.96 | 124.61 | 143.30 | 310.28 | 356.82 | 174.45 | 200.62 | 124.61 | 143.30 | 24.57 | 28.26 | R7.63 | R8.77 | R52.78 | R60.70 |
| > 900km | < 500V | 768.58 | 883.87 | 192.14 | 220.96 | 128.08 | 147.29 | 318.96 | 366.80 | 179.34 | 206.24 | 128.08 | 147.29 | 25.01 | 28.76 | R5.07 | R5.83 | R56.95 | R65.49 |
| | 66kV ≤ 22kV | 754.97 | 868.22 | 188.74 | 217.05 | 125.83 | 144.70 | 313.33 | 360.33 | 176.16 | 202.58 | 125.83 | 144.70 | 24.57 | 28.26 | R7.63 | R8.77 | R52.90 | R60.84 |

| Customer categories | Service charge [R/POD/day] | | Administration charge [R/POD/day] | |
|-----------------------|----------------------------|-----------|-----------------------------------|----------|
| | | VAT incl | | VAT incl |
| ≤ 100 kVA | R25.18 | R28.96 | R1.47 | R1.69 |
| > 100 kVA & ≤ 500 kVA | R69.91 | R80.40 | R13.49 | R15.51 |
| > 500 kVA & ≤ 1 MVA | R215.91 | R248.30 | R21.07 | R24.23 |
| > 1 MVA | R215.91 | R248.30 | R21.07 | R24.23 |
| Key Customers | R1 216.44 | R1 398.91 | R21.07 | R24.23 |

| Voltage | Ancillary service charge [c/kWh] | | Network demand charge [c/kWh] in all time-of-use periods | |
|-----------------|----------------------------------|----------|--|----------|
| | | VAT incl | | VAT incl |
| < 500V | 0.45 | 0.52 | 52.55 | 60.43 |
| ≥ 500V & < 22kV | 0.45 | 0.52 | 45.56 | 52.39 |

| Reactive energy charge [c/kVAh] | | | |
|---------------------------------|----------|-------------|----------|
| High season | | Low season | |
| | VAT incl | | VAT incl |
| 21.57 | 24.81 | 0.00 | 0.00 |

RURAFLEX Gen

An electricity tariff for Rural_p Customers with a Supply Voltage ≤ 22 kV (or ≤ 33 kV where designated by Eskom as Rural_p) consuming energy (importers of energy from the Eskom System) and generating energy (exporters of energy to the Eskom System) at the same Point of Supply (or Metering Point).

The following charges shall apply for the consumption and generation of energy:

- seasonally and time-of-use differentiated c/kWh **active energy charges** including losses, based on the voltage of supply and the **Transmission zone**;
- three **time-of-use** periods namely **peak**, **standard**, and **off-peak**;
- the treatment of **public holidays** for the raising of the **active energy charge** and the **network demand charge**;
- A R/kVA/month **generation capacity charge** based on the voltage of the supply and the annual utilised capacity measured at the **POD** applicable during all time periods;
- A c/kWh **legacy charge** based on the voltage of the supply applicable during all time periods;
- a R/kVA/month **network capacity charge** combining the **Transmission** and **Distribution network capacity charges** based on the voltage of the supply, the **Transmission zone** and the **annual utilised capacity** measured at the **POD** applicable during all time periods;
- a c/kWh **Distribution network demand charge** based on the voltage of the supply and the energy measured at the **POD** during all **TOU periods**;
- a c/kWh **ancillary service charge** applied on the total active energy consumed and exported in the month based on the voltage of the supply, applicable during all time periods;
- a R/POD/day **service charge** based on the higher of the **monthly utilised capacity** or the **monthly maximum exported capacity** of each **POD/point of supply** linked to an account;
- a R/POD/day **administration charge** based on the **monthly utilised capacity** and the monthly **maximum exported capacity** of each **POD/point of supply/service agreement/** linked to an account;
- a c/kVAh **reactive energy charge** supplied in excess of 30% (0,96 PF) of the kWh recorded during the entire billing period. The excess reactive energy is determined using the billing period totals and will only be applicable during the **high-demand season**; and
- an **excess network capacity** charge shall be payable in the event of an **NMD** exceedance in accordance with the **NMD rules** for the relevant tariff.

 For a description of the charges refer to the definitions on pages 8-11.

RURAFLEX Gen – Charges

Ruraflex Gen – Non-local Authority

| Transmission Zone | Voltage | Active energy charge [c/kWh] | | | | | | | | | | | | Legacy charge [c/kWh] | | Generation capacity charge [R/kVA/m] | | Network capacity charges [R/kVA/m] | |
|---------------------|-------------|--------------------------------|----------|---------------|----------|---------------|----------|-------------------------------|----------|---------------|----------|---------------|----------|-----------------------|-------|--------------------------------------|-------|------------------------------------|--------|
| | | High demand season [Jun – Aug] | | | | | | Low demand season [Sep – May] | | | | | | | | | | | |
| | | Peak | | Standard | | Off Peak | | Peak | | Standard | | Off Peak | | | | | | | |
| | | | VAT incl | | VAT incl | | VAT incl | | VAT incl | | VAT incl | | VAT incl | | | | | | |
| ≤ 300km | < 500V | 746.19 | 858.12 | 186.55 | 214.53 | 124.36 | 143.01 | 309.68 | 356.13 | 174.11 | 200.23 | 124.36 | 143.01 | 25.01 | 28.76 | R5.07 | R5.83 | R56.60 | R65.09 |
| | 66kV ≤ 22kV | 732.98 | 842.93 | 183.23 | 210.71 | 122.16 | 140.48 | 304.19 | 349.82 | 171.03 | 196.68 | 122.16 | 140.48 | 24.57 | 28.26 | R7.63 | R8.77 | R52.55 | R60.43 |
| > 300km and ≤ 600km | < 500V | 753.66 | 866.71 | 188.42 | 216.68 | 125.60 | 144.44 | 312.78 | 359.70 | 175.85 | 202.23 | 125.60 | 144.44 | 25.01 | 28.76 | R5.07 | R5.83 | R56.71 | R65.22 |
| | 66kV ≤ 22kV | 740.31 | 851.36 | 185.08 | 212.84 | 123.38 | 141.89 | 307.24 | 353.33 | 172.75 | 198.66 | 123.38 | 141.89 | 24.57 | 28.26 | R7.63 | R8.77 | R52.66 | R60.56 |
| > 600km and ≤ 900km | < 500V | 761.12 | 875.29 | 190.27 | 218.81 | 126.84 | 145.87 | 315.86 | 363.24 | 177.59 | 204.23 | 126.84 | 145.87 | 25.01 | 28.76 | R5.07 | R5.83 | R56.83 | R65.35 |
| | 66kV ≤ 22kV | 747.64 | 859.79 | 186.92 | 214.96 | 124.61 | 143.30 | 310.28 | 356.82 | 174.45 | 200.62 | 124.61 | 143.30 | 24.57 | 28.26 | R7.63 | R8.77 | R52.78 | R60.70 |
| > 900km | < 500V | 768.58 | 883.87 | 192.14 | 220.96 | 128.08 | 147.29 | 318.96 | 366.80 | 179.34 | 206.24 | 128.08 | 147.29 | 25.01 | 28.76 | R5.07 | R5.83 | R56.95 | R65.49 |
| | 66kV ≤ 22kV | 754.97 | 868.22 | 188.74 | 217.05 | 125.83 | 144.70 | 313.33 | 360.33 | 176.16 | 202.58 | 125.83 | 144.70 | 24.57 | 28.26 | R7.63 | R8.77 | R52.90 | R60.84 |

| Customer categories [kVA or MVA = loads kW or MW = generators] | Service charge [R/POD/day] | | Administration charge [R/POD/day] | |
|--|----------------------------|-----------|-----------------------------------|----------|
| | | VAT incl | | VAT incl |
| ≤ 100 kVA/ kW | R25.18 | R28.96 | R1.47 | R1.69 |
| > 100 kVA/ kW & ≤ 500 kVA/ kW | R69.91 | R80.40 | R13.49 | R15.51 |
| > 500 kVA/ kW & ≤ 1 MVA/ kW | R215.91 | R248.30 | R21.07 | R24.23 |
| > 1 MVA/ kW | R215.91 | R248.30 | R21.07 | R24.23 |
| Key Customers | R1 216.44 | R1 398.91 | R21.07 | R24.23 |

| Voltage | Ancillary service charge for loads and generators [c/kWh] | | Network demand charge [c/kWh] in all time-of-use periods | |
|-----------------|---|----------|--|----------|
| | | VAT incl | | VAT incl |
| < 500V | 0.45 | 0.52 | 52.55 | 60.43 |
| ≥ 500V & < 22kV | 0.45 | 0.52 | 45.56 | 52.39 |

| Reactive energy charge [c/kVArh] | | | |
|----------------------------------|----------|-------------|----------|
| High season | | Low season | |
| | VAT incl | | VAT incl |
| 21.57 | 24.81 | 0.00 | 0.00 |

NIGHTSAVE Rural

An electricity tariff for high load factor Rural_p customers, with an NMD from 25 kVA at a supply voltage ≤ 22 kV (or ≤ 33 kV where designated by Eskom as Rural_p), and without grid-tied generation¹ and has the following charges:

- seasonally differentiated c/kWh **active energy charges** including losses based on the voltage of the supply and the **Transmission zone**;
- seasonally differentiated R/kVA **energy demand charges** based on the voltage of the supply, the **Transmission zone** and charged on the **chargeable demand** in **peak** periods;
- the treatment of **public holidays** for the raising of the **energy demand charge** and the **network demand charge**;
- A R/kVA/month **generation capacity charge** based on the voltage of the supply and the annual utilised capacity measured at the **POD** applicable during all time periods;
- A c/kWh **legacy charge** based on the voltage of the supply applicable during all time periods;
- a bundled R/kVA/month **Transmission and Distribution network capacity charge** based on the voltage of the supply, the **Transmission zone** and the **annual utilised capacity** measured at the **POD** applicable during all time periods;
- a c/kWh **Distribution network demand charge** based on the voltage of the supply and the energy measured at the **POD** during all the **TOU periods**;
- a c/kWh **ancillary service charge** based on the voltage of the supply applicable during all time periods;
- a R/POD/day **service charge** based on the **monthly utilised capacity of each POD** linked to an **account**;
- a R/POD/day **administration charge** based on the **monthly utilised capacity** of each **POD** linked to an **account**; and
- an **excess network capacity charge** shall be payable in the event of an **NMD** exceedance in accordance with the **NMD rules** for the relevant tariff.

¹ For grid-tied generation a TOU tariff is mandatory.

 For a description of the charges refer to the definitions on pages 8-11.

NIGHTSAVE Rural – Charges

| Transmission Zone | Voltage | Active energy charge [c/kWh] | | | | Energy demand charges [R/kVA/m] | | | | Network capacity charges [R/kVA/m] | | Legacy charge [c/kWh] | | Generation capacity charges [R/kVA/m] | |
|---------------------|-----------------|--------------------------------|----------|-------------------------------|----------|---------------------------------|----------|-------------------------------|----------|------------------------------------|----------|-----------------------|----------|---------------------------------------|----------|
| | | High demand season [Jun - Aug] | | Low demand season [Sep - May] | | High demand season [Jun - Aug] | | Low demand season [Sep - May] | | | VAT incl | | VAT incl | | VAT incl |
| | | | VAT incl | | VAT incl | | VAT incl | | VAT incl | | | | | | |
| ≤ 300km | < 500V | 165,97 | 190,87 | 159,53 | 183,46 | R 444,28 | R 510,92 | R 103,96 | R 119,55 | R 56,60 | R 65,09 | 25,01 | 28,76 | R 5,07 | R 5,83 |
| | ≥ 500V & ≤ 22kV | 163,03 | 187,48 | 156,71 | 180,22 | R 436,43 | R 501,89 | R 102,11 | R 117,43 | R 52,55 | R 60,43 | 24,57 | 28,26 | R 7,63 | R 8,77 |
| > 300km and ≤ 600km | < 500V | 167,62 | 192,76 | 161,12 | 185,29 | R 448,70 | R 516,01 | R 105,00 | R 120,75 | R 56,71 | R 65,22 | 25,01 | 28,76 | R 5,07 | R 5,83 |
| | ≥ 500V & ≤ 22kV | 164,65 | 189,35 | 158,27 | 182,01 | R 440,76 | R 506,87 | R 103,14 | R 118,61 | R 52,66 | R 60,56 | 24,57 | 28,26 | R 7,63 | R 8,77 |
| > 600km and ≤ 900km | < 500V | 169,27 | 194,66 | 162,73 | 187,14 | R 453,16 | R 521,13 | R 106,04 | R 121,95 | R 56,83 | R 65,35 | 25,01 | 28,76 | R 5,07 | R 5,83 |
| | ≥ 500V & ≤ 22kV | 166,28 | 191,22 | 159,84 | 183,82 | R 445,14 | R 511,91 | R 104,16 | R 119,78 | R 52,78 | R 60,70 | 24,57 | 28,26 | R 7,63 | R 8,77 |
| > 900km | < 500V | 170,93 | 196,57 | 164,30 | 188,95 | R 457,58 | R 526,22 | R 107,06 | R 123,12 | R 56,95 | R 65,49 | 25,01 | 28,76 | R 5,07 | R 5,83 |
| | ≥ 500V & ≤ 22kV | 167,90 | 193,09 | 161,40 | 185,61 | R 449,48 | R 516,90 | R 105,18 | R 120,96 | R 52,90 | R 60,84 | 24,57 | 28,26 | R 7,63 | R 8,77 |

| Customer categories | Service charge [R/POD/day] | | Administration charge [R/POD/day] | |
|-----------------------|----------------------------|-----------|-----------------------------------|----------|
| | | VAT incl | | VAT incl |
| ≤ 100 kVA | R25.18 | R28,96 | R1.47 | R1,69 |
| > 100 kVA & ≤ 500 kVA | R69.91 | R80,40 | R13.49 | R15,51 |
| > 500 kVA & ≤ 1 MVA | | R248,30 | R21.07 | R24,23 |
| > 1 MVA | R215.91 | R248,30 | R21.07 | R24,23 |
| Key Customers | R1 216.44 | R1 398,91 | R21.07 | R24,23 |

| Voltage | Ancillary service charge [c/kWh] | | Network demand charge [c/kWh] in all time-of-use periods | |
|-----------------|----------------------------------|----------|--|----------|
| | | VAT incl | | VAT incl |
| < 500V | 0.45 | 0,52 | 52.55 | 60,43 |
| ≥ 500V & ≤ 22kV | 0.45 | 0,52 | 45.56 | 52,39 |

LANDRATE 1, 2, 3, 4 and Dx

A suite of electricity tariffs for Rural customers with single, dual or three-phase conventionally metered supplies with an NMD up to 100 kVA without grid-tied generation¹ and at a supply voltage < 500 V, with the following charges:

- for Landrate Dx# only, a R/POD/day based on Landrate 4 at 200 kWh per month, and for all other Landrate tariffs;
- a single c/kWh **active energy charge**² measured at the **POD**;
- a R/POD/day **network capacity charge** based on the **NMD** of the supply;
- a R/POD/day **generation capacity charge** based on the NMD (size) of the supply;
- a c/kWh **network demand charge** based on the active energy measured at the **POD**;
- a c/kWh **ancillary service charge** based on the active energy measured at the **POD**;
- a R/POD/day **service and administration charge** for each **POD (Landrate 1, 2 and 3)**, which charge shall be payable every month whether any electricity is used or not, based on the applicable daily rate and the number of days in the month, and
- if and when the Landrate 1, 2, 3, and 4 is offered as a prepaid supply[#], the **active energy charge**, the **ancillary service charge** and the **network capacity charge** shall be combined into one c/kWh rate and the **network demand charge** and the **service and administration charge** (if applicable) shall be combined into R/POD per day charge*.

¹ For grid-tied generation a TOU tariff is mandatory.

² A c/kWh legacy charge is included in the energy charge.

[#] An electricity tariff for Rural single phase non-metered supplies limited to 5kVA typically suited to small telecommunication installations where the electricity usage is low enough not to warrant metering for billing purposes without grid-tied generation¹.

The Landrate suite of tariffs are as follows:

| | |
|--------------------------------|--|
| Landrate 1 | single-phase 16 kVA (80 A per phase) dual-phase 32 kVA (80 A per phase) three-phase 25 kVA (40 A per phase) |
| Landrate 2 | dual-phase 64 kVA (150 A per phase) three-phase 50 kVA (80 A per phase) |
| Landrate 3 | dual-phase 100 kVA (225 A per phase) three-phase 100 kVA (150 A per phase) |
| Landrate 4+ | single-phase 16 kVA (80 A per phase) |
| Landrate Dx[#] | single-phase 5 kVA (limited to 10 A per phase) |

[#] Currently these tariffs cannot be accommodated as a prepaid supply, If and when this is possible, the combining of the charges is required to accommodate the prepaid vending system.

LANDRATE Charges

Landrate – Non-local Authority

| | Energy charge [c/kWh] | | Ancillary service charge [c/kWh] | | Network demand charge [c/kWh] | | Network capacity charge [R/POD/day] | | Service and administration charge [R/POD/day] | | Generation capacity charge [R/POD/day] | |
|--------------------------------|-----------------------|----------|----------------------------------|----------|-------------------------------|----------|-------------------------------------|----------|---|----------|--|----------|
| | | VAT incl | | VAT incl | | VAT incl | | VAT incl | | VAT incl | | VAT incl |
| Landrate 1 | 242.90 | 279.34 | 0.45 | 0.52 | 67.06 | 77.12 | R67.65 | R77.80 | R26.65 | R30.65 | R4.11 | R4.73 |
| Landrate 2 | 242.90 | 279.34 | 0.45 | 0.52 | 67.06 | 77.12 | R105.49 | R121.31 | R26.65 | R30.65 | R8.15 | R9.37 |
| Landrate 3 | 242.90 | 279.34 | 0.45 | 0.52 | 67.06 | 77.12 | R168.93 | R194.27 | R26.65 | R30.65 | R15.93 | R18.32 |
| Landrate 4 | 398.82 | 458.64 | 0.45 | 0.52 | 67.06 | 77.12 | R49.94 | R57.43 | | | R2.70 | R3.11 |
| Landrate Dx[#] | | | | | | | | | R94.62 | R108.81 | | |

*R/day fixed charge inclusive of the following charges; energy, ancillary service, network demand, network capacity and service charge.

 For a description of the charges refer to the definitions on pages 8-11.

LANDLIGHT

An Electricity tariff that provides a subsidy to low-usage single phase supplies in Rural_p areas and is only offered as a prepaid supply without grid-tied generation¹ and has the following charges:

- a single c/kWh active energy charge.

Note that this tariff has no fixed charges (the reason the energy rates are higher than Landrate).

The Landlight range of tariffs are:

| | |
|---------------|------------------|
| Landlight 20A | single-phase 20A |
| Landlight 60A | single-phase 60A |

LANDLIGHT

Charges

Landlight – Non-local Authority

| | Energy charge [c/kWh] | |
|---------------|-----------------------|----------|
| | | VAT incl |
| Landlight 20A | 656.41 | 754.87 |
| Landlight 60A | 909.23 | 1045.61 |

 For a description of the charges refer to the definitions on pages 8-11.

Generator Tariffs

Use-Of-System Charges for Transmission Connected Generator Customers

TUoS Network Charges for Generators

The following TUoS charges are payable by all generators connected to the Transmission System based on the maximum export capacity:

- Refer to page 47 for a map of the **Transmission zones** applicable to generators

| TUoS network charges for Transmission connected generators | Network charge [R/kW] | |
|--|-----------------------|----------|
| | | VAT incl |
| Cape | R0.00 | R0.00 |
| Karoo | R0.00 | R0.00 |
| KwaZulu-Natal | R5.08 | R5.84 |
| Vaal | R16.88 | R19.41 |
| Waterberg | R21.62 | R24.86 |
| Mpumalanga | R20.06 | R23.07 |

TUoS Transmission Losses Charges for Generators

The losses charge for transmission connected generators shall be calculated as follows:

- Transmission losses charge** = energy produced in peak, standard, and off-peak periods × WEPS rate excluding losses in peak, standard, and off-peak periods × (**Transmission loss factor** – 1 / **Transmission loss factor**)
- Refer to **Appendix E - WEPS** or the WEPS rates excluding losses.
- Refer to **Appendix F - Loss Factors** for the loss factors.

Ancillary Service Charges for Transmission Connected Generators and Loads

- The following ancillary service charges are payable by all **generators** and **loads** connected to the **Transmission System** based on the active energy as measured at the **point of supply**:

| TUoS ancillary service charge for Transmission connected loads and generators | Ancillary service charge [c/kWh] | |
|---|----------------------------------|----------|
| | | VAT incl |
| Generators | 0.37 | 0.43 |
| Loads | 0.37 | 0.43 |

 For a description of the charges refer to the definitions on pages 8-11.

Generator Tariffs

Use-Of-System Charges for Distribution Connected Generator Customers

DUoS Network Charges for Generators

The following DUoS charges are payable by all generators connected to the Distribution System.

- The DUoS network charge is payable based on the maximum export capacity.

| DUoS network charges for generators | | |
|-------------------------------------|----------------------------------|----------|
| Voltage | Network capacity charge [R/kW/m] | |
| | | VAT incl |
| < 500V | | |
| ≥ 500V & < 66kV | | |
| ≥ 66kV & ≤ 132kV | R20.23 | R23.26 |

DUoS Distribution Losses Charges for Generators

The DUoS generator **network charge** shall be rebated based on the following formula:

- Distribution losses charge** = energy produced in peak, standard, and off-peak periods × WEPS rate excluding losses in peak, standard, and off-peak periods × (**Distribution loss factor × Transmission loss factor – 1**).
- Refer to **Appendix E - WEPS** for the WEPS rates excluding losses.
- Refer to **Appendix F - Loss Factors** for the loss factors.

Ancillary Service Charges for Distribution Connected Generators

The following ancillary service charges are payable by all **generators** connected to the **Distribution System** based on the active energy consumed or generated as measured at the **point of supply**:

| DUoS (Distribution use of system) charges | | |
|--|----------------|----------|
| DUoS ancillary service charge Urban _p | Charge [c/kWh] | |
| | | VAT incl |
| < 500V | 0.45 | 0.52 |
| ≥ 500V & < 66kV | 0.42 | 0.48 |
| ≥ 66kV & ≤ 132kV | 0.39 | 0.45 |

| DUoS (Distribution use of system) charges | | |
|--|----------------|----------|
| DUoS ancillary service charge Rural _p | Charge [c/kWh] | |
| | | VAT incl |
| < 500V | 0.45 | 0.52 |
| ≥ 500V & ≤ 22kV | 0.45 | 0.52 |

 For a description of the charges refer to the definitions on pages 8-11.

Generator Tariffs

Urban_p Service and Administration Charges for Transmission and Distribution Connected Generators

The following **DUoS** and **TUoS service and administration charges** are payable by all Urban_p **generators** based on the **maximum export capacity**:

| DUoS service and administration charges (Urban _p) | | | | |
|--|-------------------------------|-----------|--------------------------------------|----------|
| Customer categories utilised capacity/ maximum export capacity [kVA or MVA = loads] [kW or MW = generators] | Service charge [R/POD/day] | | Administration charge [R/POD/day] | |
| | | VAT incl | | VAT incl |
| ≤ 100 kVA/kW | R14.94 | R17.18 | R0.79 | R0.91 |
| > 100 kVA/kW & ≤ 500 kVA/kW | R69.91 | R80.40 | R13.49 | R15.51 |
| > 500 kVA/kW & ≤ 1 MVA/MW | R215.91 | R248.30 | R21.07 | R24.23 |
| > 1 MVA/MW | R215.91 | R248.30 | R21.07 | R24.23 |
| Key customers or Transmission connected | R1 216.44 | R1 398.91 | R21.07 | R24.23 |

Rural_p Service and Administration Charges for Generators

The following **DUoS service and administration charges** are payable by all Rural_p **generators** based on the **maximum export capacity**:

| DUoS service and administration charges (Rural _p) | | | | |
|--|-------------------------------|-----------|--------------------------------------|----------|
| Customer categories utilised capacity/ maximum export capacity [kVA or MVA = loads] [kW or MW = generators] | Service charge [R/POD/day] | | Administration charge [R/POD/day] | |
| | | VAT incl | | VAT incl |
| ≤ 100 kVA/kW | R25.18 | R28.96 | R1.47 | R1.69 |
| > 100 kVA/kW & ≤ 500 kVA/kW | R69.91 | R80.40 | R13.49 | R15.51 |
| > 500 kVA/kW & ≤ 1 MVA/MW | R215.91 | R248.30 | R21.07 | R24.23 |
| > 1 MVA/MW | R215.91 | R248.30 | R21.07 | R24.23 |
| Key customers | R1 216.44 | R1 398.91 | R21.07 | R24.23 |

 For a description of the charges refer to the definitions on pages 8-11.

Tariffs Applicable for the Reconciliation of Accounts for Eskom Customers Receiving Energy from Non-Eskom Generators

Gen-wheeling Tariff

A reconciliation electricity tariff for local and non-local electricity customers connected at >1kV on Urban_p or Rural_p networks on the Megaflex, Megaflex Gen, Municflex, Miniflex, Ruraflex or Ruraflex Gen TOU electricity tariffs that have entered into a Wheeling Transaction with a Generator:

- a credit raised on the total wheeled energy and seasonally and time-of-use differentiated c/kWh **active energy charges excluding losses and the portion of the GCC included in the TOU energy rates**, and based on whether the main account is a local authority or non-local authority account;
- three time-of-use periods namely **peak, standard, and off-peak**;
- the treatment of **public holidays** for the raising of the credit active energy charge; and
- a R/POD/day **administration charge** based on the **monthly utilised capacity** of each Gen-wheeling service agreement linked to an account.

Below is the summary of the charges:

| Tariff name | Tariff rate | Source |
|---|--------------------------|--|
| Gen-wheeling non Munic urban _p | Energy charge (credit) | WEPS non-local authority tariff: energy rates excluding losses and the portion of the GCC included in the TOU energy rates |
| | Administration charge | WEPS non-local authority tariff administration charge |
| | All other tariff charges | N/A |
| Gen-wheeling non Munic rural _p | Energy charge (credit) | WEPS non-local authority tariff: energy rates excluding losses and the portion of the GCC included in the TOU energy rates |
| | Administration charge | Ruraflex non-local authority tariff administration charge |
| | All other tariff charges | N/A |
| Gen-wheeling Munic | Energy charge (credit) | WEPS local authority tariff: energy rates excluding losses and the portion of the GCC included in the TOU energy rates |
| | Administration charge | WEPS local authority tariff administration charge |
| | All other tariff charges | N/A |



Medupi Power Station

 For a description of the charges refer to the definitions on pages 8-11.

Tariffs Applicable for the Reconciliation of Accounts for Eskom Customers Receiving Energy from Non-Eskom Generators

Gen-offset Tariff

A reconciliation electricity tariff for non-local authority electricity customers connected to Urban_p or Rural_p networks on the Megaflex, Megaflex Gen, Miniflex, Homeflex, Ruraflex or Ruraflex Gen TOU tariffs where there is a net-metering/offset transaction:

- a credit raised on the total active energy exported and seasonally and time-of-use differentiated **active energy charges** **excluding the portion of the GCC included in the TOU energy rates**, including losses based on the voltage of supply and the **Transmission zone**;
- the **total exported energy** per **TOU** credited shall not be greater than the active energy (kWh) measured by Eskom in peak, standard and off-peak periods for each month;
- three time-of-use periods namely **peak, standard, and off-peak**;
- the treatment of **public holidays** for the raising of the credit active energy charge;
- a credit raised on **total active energy** exported and the **ancillary service charge**, based on the voltage of the supply; and
- a R/POD/day **administration charge** based on the **monthly utilised capacity** of each Gen-offset **service agreement** linked to an account.

Below is the summary of the charges:

| Tariff name | Type of charge | Rate |
|-------------------------------|-----------------------------------|--|
| Gen-offset urban _p | Energy charge (credit) | Gen-offset tariff (WEPS energy rates excluding a portion of the GCC, per Transmission Zone and voltage) (Refer to Gen off-set urban table) |
| | Ancillary service charge (credit) | WEPS non-local authority tariff ancillary service charge |
| | Administration charge | WEPS non-local authority tariff ancillary service charge |
| | All other tariff charges | N/A |
| Gen-offset rural _p | Energy charge (credit) | Gen-offset tariff (Ruraflex energy rates excluding a portion of the GCC, per Transmission Zone and voltage) (Refer to Gen off-set rural table) |
| | Ancillary service charge (credit) | Ruraflex non-local authority tariff ancillary service charge |
| | Administration charge | Ruraflex non-local authority tariff administration charge |
| | All other tariff charges | N/A |
| Gen-offset Homeflex | Energy charge (credit) | Gen-offset tariff (Homeflex energy rates excluding a portion of the GCC, and service and admin charge) (Refer to Gen off-set rural table) |

 For a description of the charges refer to the definitions on pages 8-11.

Gen-Offset Charges

Gen-offset Urban – Non-local Authority

| Transmission Zone | Voltage | Active energy charge [c/kWh] | | | | | | | | | | | |
|---------------------|------------------|--------------------------------|----------|---------------|----------|---------------|----------|-------------------------------|----------|---------------|----------|---------------|----------|
| | | High demand season [Jun – Aug] | | | | | | Low demand season [Sep – May] | | | | | |
| | | Peak | | Standard | | Off Peak | | Peak | | Standard | | Off Peak | |
| | | | VAT incl | | VAT incl | | VAT incl | | VAT incl | | VAT incl | | VAT incl |
| ≤ 300km | < 500V | 707.51 | 813.64 | 176.88 | 203.41 | 117.92 | 135.61 | 293.62 | 337.66 | 165.09 | 189.85 | 117.92 | 135.61 |
| | ≥ 500V & < 66kV | 688.29 | 791.53 | 172.07 | 197.88 | 114.72 | 131.93 | 285.64 | 328.49 | 160.61 | 184.70 | 114.72 | 131.93 |
| | ≥ 66kV & ≤ 132kV | 636.07 | 731.48 | 159.01 | 182.86 | 106.02 | 121.92 | 263.97 | 303.57 | 148.42 | 170.68 | 106.02 | 121.92 |
| | > 132kV* | 590.63 | 679.22 | 147.65 | 169.80 | 98.45 | 113.22 | 245.11 | 281.88 | 137.82 | 158.49 | 98.45 | 113.22 |
| > 300km and ≤ 600km | < 500V | 714.94 | 822.18 | 178.74 | 205.55 | 119.16 | 137.03 | 296.71 | 341.22 | 166.83 | 191.85 | 119.16 | 137.03 |
| | ≥ 500V & < 66kV | 695.55 | 799.88 | 173.89 | 199.97 | 115.94 | 133.33 | 288.65 | 331.95 | 162.29 | 186.63 | 115.94 | 133.33 |
| | ≥ 66kV & ≤ 132kV | 642.80 | 739.22 | 160.70 | 184.81 | 107.14 | 123.21 | 266.77 | 306.79 | 149.99 | 172.49 | 107.14 | 123.21 |
| | > 132kV* | 596.91 | 686.45 | 149.22 | 171.60 | 99.49 | 114.41 | 247.71 | 284.87 | 139.28 | 160.17 | 99.49 | 114.41 |
| > 600km and ≤ 900km | < 500V | 722.39 | 830.75 | 180.59 | 207.68 | 120.40 | 138.46 | 299.80 | 344.77 | 168.56 | 193.84 | 120.40 | 138.46 |
| | ≥ 500V & < 66kV | 702.81 | 808.23 | 175.70 | 202.06 | 117.13 | 134.70 | 291.66 | 335.41 | 163.99 | 188.59 | 117.13 | 134.70 |
| | ≥ 66kV & ≤ 132kV | 649.54 | 746.97 | 162.38 | 186.74 | 108.26 | 124.50 | 269.56 | 309.99 | 151.57 | 174.31 | 108.26 | 124.50 |
| | > 132kV* | 603.18 | 693.66 | 150.80 | 173.42 | 100.54 | 115.62 | 250.32 | 287.87 | 140.75 | 161.86 | 100.54 | 115.62 |
| > 900km | < 500V | 729.84 | 839.32 | 182.46 | 209.83 | 121.65 | 139.90 | 302.89 | 348.32 | 170.30 | 195.85 | 121.65 | 139.90 |
| | ≥ 500V & < 66kV | 710.06 | 816.57 | 177.51 | 204.14 | 118.35 | 136.10 | 294.67 | 338.87 | 165.67 | 190.52 | 118.35 | 136.10 |
| | ≥ 66kV & ≤ 132kV | 656.27 | 754.71 | 164.06 | 188.67 | 109.39 | 125.80 | 272.35 | 313.20 | 153.13 | 176.10 | 109.39 | 125.80 |
| | > 132kV* | 609.46 | 700.88 | 152.36 | 175.21 | 101.57 | 116.81 | 252.92 | 290.86 | 142.21 | 163.54 | 101.57 | 116.81 |

*132kV or Transmission connected

Gen-offset Rural – Non-local Authority

| Transmission Zone | Voltage | Active energy charge [c/kWh] | | | | | | | | | | | |
|---------------------|-----------------|--------------------------------|----------|---------------|----------|---------------|----------|-------------------------------|----------|---------------|----------|---------------|----------|
| | | High demand season [Jun – Aug] | | | | | | Low demand season [Sep – May] | | | | | |
| | | Peak | | Standard | | Off Peak | | Peak | | Standard | | Off Peak | |
| | | | VAT incl | | VAT incl | | VAT incl | | VAT incl | | VAT incl | | VAT incl |
| ≤ 300km | < 500V | 714.47 | 821.64 | 178.62 | 205.41 | 119.08 | 136.94 | 296.50 | 340.98 | 166.71 | 191.72 | 119.08 | 136.94 |
| | ≥ 500V & ≤ 22kV | 701.16 | 806.33 | 175.28 | 201.57 | 116.86 | 134.39 | 290.98 | 334.63 | 163.61 | 188.15 | 116.86 | 134.39 |
| > 300km and ≤ 600km | < 500V | 721.99 | 830.29 | 180.49 | 207.56 | 120.33 | 138.38 | 299.62 | 344.56 | 168.46 | 193.73 | 120.33 | 138.38 |
| | ≥ 500V & ≤ 22kV | 708.55 | 814.83 | 177.13 | 203.70 | 118.09 | 135.80 | 294.04 | 338.15 | 165.34 | 190.14 | 118.09 | 135.80 |
| > 600km and ≤ 900km | < 500V | 729.51 | 838.94 | 182.37 | 209.73 | 121.58 | 139.82 | 302.74 | 348.15 | 170.22 | 195.75 | 121.58 | 139.82 |
| | ≥ 500V & ≤ 22kV | 715.93 | 823.32 | 178.99 | 205.84 | 119.33 | 137.23 | 297.11 | 341.68 | 167.06 | 192.12 | 119.33 | 137.23 |
| > 900km | < 500V | 737.02 | 847.57 | 184.24 | 211.88 | 122.83 | 141.25 | 305.85 | 351.73 | 171.97 | 197.77 | 122.83 | 141.25 |
| | ≥ 500V & ≤ 22kV | 723.31 | 831.81 | 180.82 | 207.94 | 120.56 | 138.64 | 300.18 | 345.21 | 168.78 | 194.10 | 120.56 | 138.64 |

Gen-offset Homeflex – Non-local Authority

| Active energy charge [c/kWh] | | | | | | | | | | | |
|--------------------------------|----------|---------------|----------|---------------|----------|-------------------------------|----------|---------------|----------|---------------|----------|
| High demand season [Jun – Aug] | | | | | | Low demand season [Sep – May] | | | | | |
| Peak | | Standard | | Off Peak | | Peak | | Standard | | Off Peak | |
| | VAT incl | | VAT incl | | VAT incl | | VAT incl | | VAT incl | | VAT incl |
| 707.51 | 813.64 | 201.65 | 231.90 | 142.70 | 164.11 | 318.39 | 366.15 | 189.87 | 218.35 | 142.70 | 164.11 |

 For a description of the charges refer to the definitions on pages 8-11.

Gen-purchase Tariff

A reconciliation electricity tariff for local and non-local electricity customers connected to Urban_p or Rural_p networks on the Megaflex, Megaflex Gen, Municflex Miniflex, Ruraflex or Ruraflex Gen TOU tariffs where Eskom purchases energy from a non-Eskom generator connected to the customer's network, and the energy is consumed by the customer:

- seasonally and time-of-use differentiated c/kWh **active energy charges excluding losses and the portion of the GCC included in the TOU energy rates**, based on the active energy purchased by Eskom, but consumed by the customer and whether the main account is a local authority or non-local authority account;
- three time-of-use periods namely **peak, standard, and off-peak**;
- the treatment of public holidays for the raising of the credit active energy charge;
- a R/POD/day **administration charge** based on the **monthly utilised capacity** of each Gen-purchase **service agreement** linked to an account; and
- a c/kWh **affordability subsidy charge** applied to the total active energy purchased by Eskom but consumed by the customer (applicable to non-local authority tariffs only).

Below is the Summary of the Charges:

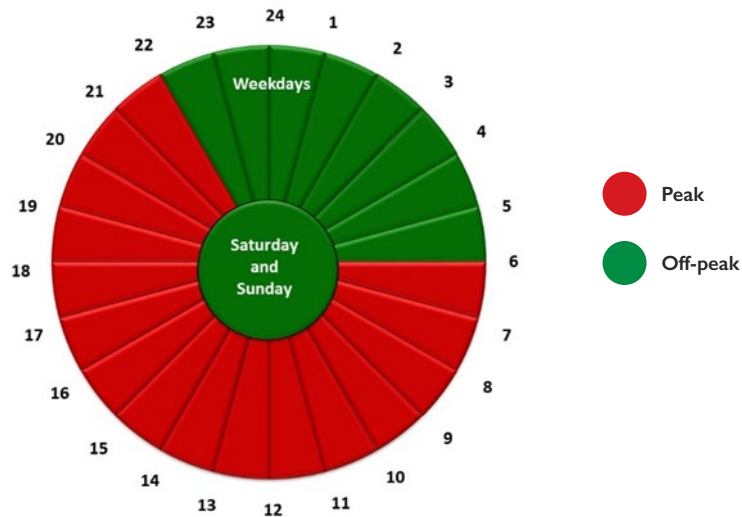
| Tariff name | Types of charge | Rate |
|---------------------------------|------------------------------|--|
| Gen-purchase-urban _p | Energy charge | WEPS non-local authority tariff: energy rates excluding losses and the portion of the GCC included in the TOU energy rates |
| | Affordability subsidy charge | WEPS non-local authority tariff affordability subsidy charge |
| | Administration charge | WEPS non-local authority tariff administration charge |
| | All other tariff charges | N/A |
| Gen-purchase-rural _p | Energy charge | WEPS non-local authority tariff: energy rates excluding losses and the portion of the GCC included in the TOU energy rates |
| | Administration charge | Ruraflex non-local authority tariff administration charge |
| | All other tariff charges | N/A |
| Gen-purchase Munic | Energy charge | WEPS local authority tariff: energy rates excluding losses and the portion of the GCC included in the TOU energy rates |
| | Administration charge | WEPS local authority tariff administration charge |
| | All other tariff charges | N/A |

 For a description of the charges refer to the definitions on pages 8-11.



Eskom's Defined Time-Of-Use Periods

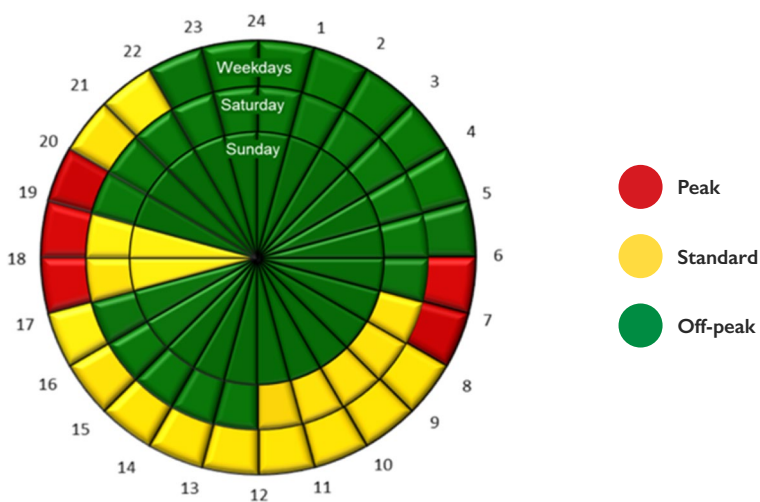
Nightsave Urban and Nightsave Rural



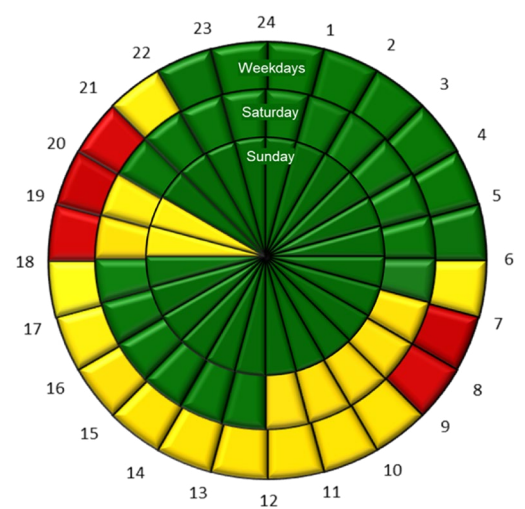
Weps, Megaflex, Megaflex Gen, Municflex, Miniflex, Homeflex, Ruraflex and Ruraflex Gen

The TOU hours have been updated as follows:

- The evening peak hours have increased from 2 hours to 3 hours.
- The morning peak hours have been reduced from 3 hours to 2 hours.
- A new 2-hour standard period has been introduced on Sunday evening.



High-Demand Season



Low-Demand Season

Transmission Zones

TRANSMISSION ZONES FOR LOADS

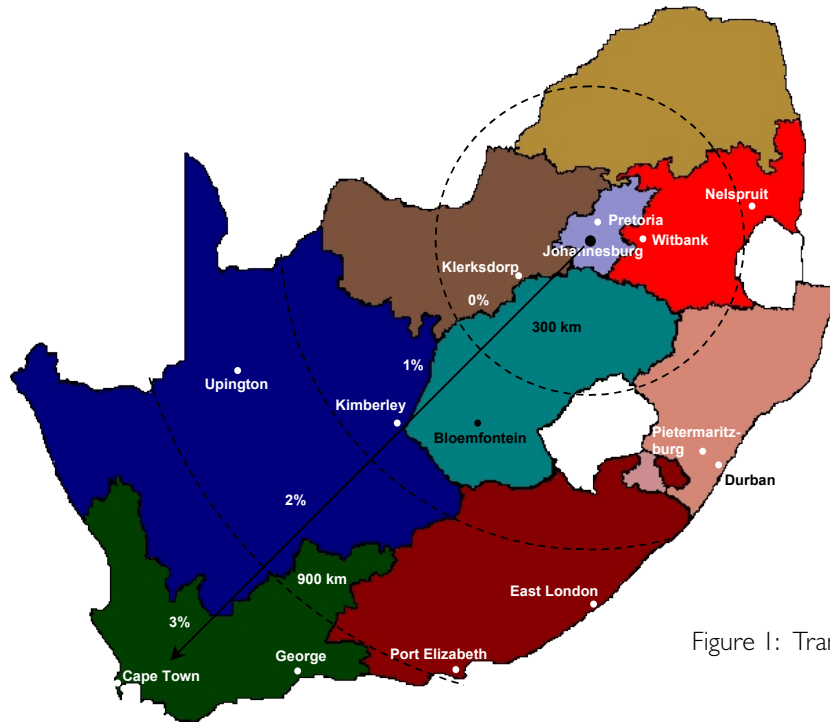


Figure 1: Transmission Zones for Loads

TRANSMISSION ZONES FOR GENERATORS

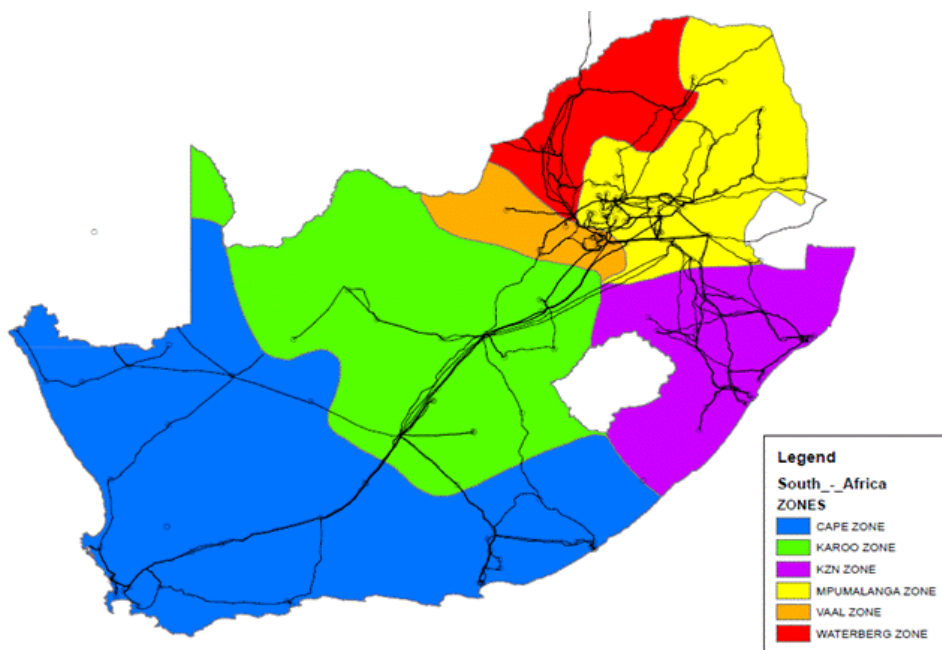


Figure 2: Transmission Zones for Generators

NMD Rules and Excess Network Capacity Charges

The NMD (and MEC rules), as amended from time to time with the approval of NERSA, set out the rules relating to notification, changes and exceedance of the **NMD and MEC**.

Charges Applicable for Exceedance of the NMD

An exceedance of the **NMD** based on the difference between the **maximum demand** and the NMD, will impact the following charges (as applicable), the **Distribution network capacity charge***, the **network capacity charge***, the **Transmission network charge** and the **urban low voltage subsidy charge** for the DUoS charges, the TUoS charges and the Ruraflex, Ruraflex Gen, Nightsave Rural, Megaflex, Megaflex Gen, Miniflex, and Nightsave Urban tariffs. The generation capacity charge will not be impacted by excess charges payable for exceedance of the NMD. This means that the generation capacity charge will be based on the utilised capacity without applying the “excess charges” currently used for excess network capacity charges related to NMD exceedance.

The amount payable through the **excess network capacity charge** in the event of an exceedance is calculated on the number of times the **NMD** is exceeded by the **maximum demand** multiplied by the portion of the maximum demand exceeding the **NMD** multiplied by the sum of the **Distribution network capacity charge*** and the **Transmission network charge** (or for Miniflex and Ruraflex the **network capacity charge***) and if applicable, the **urban low voltage subsidy charge** for the respective tariffs. The **excess network capacity charges*** are set out below.

*Note that any reference in the NMD rules to “the network access charge” must be replaced with “the network capacity charge” and any reference to “the excess network access charge” must be replaced with “excess network capacity charge”.

Charges Applicable for Exceedance of the MEC Rules

These rules are in the process of being revised by NERSA. Please refer to the Eskom website (www.eskom.co.za/tariffs) for the latest version of the rules.

The charges below shall apply in the event of an NMD exceedance x the event number.



For a description of the charges refer to the definitions on pages 8-11.

Appendix C

Excess Network Capacity Charges

Excess Network Capacity Charges (NCC) – Non-local Authority

| Urban – Excess NCC | | | |
|--|------------------|---------------------|----------|
| Megaflex / Megaflex Gen [Non local authorities] | | | |
| Transmission Zone | Voltage | Excess NCC[R/kVA/m] | |
| | | | VAT incl |
| ≤ 300km | < 500V | R54.22 | R62.35 |
| | ≥ 500V & < 66kV | R50.28 | R57.82 |
| | ≥ 66kV & ≤ 132kV | R35.42 | R40.73 |
| | > 132kV* | R28.86 | R33.19 |
| > 300km and ≤ 600km | < 500V | R54.34 | R62.49 |
| | ≥ 500V & < 66kV | R50.39 | R57.95 |
| | ≥ 66kV & ≤ 132kV | R35.53 | R40.86 |
| | > 132kV* | R29.05 | R33.41 |
| > 600km and ≤ 900km | < 500V | R54.46 | R62.63 |
| | ≥ 500V & < 66kV | R50.50 | R58.08 |
| | ≥ 66kV & ≤ 132kV | R35.63 | R40.97 |
| | > 132kV* | R29.21 | R33.59 |
| > 900km | < 500V | R54.58 | R62.77 |
| | ≥ 500V & < 66kV | R50.60 | R58.18 |
| | ≥ 66kV & ≤ 132kV | R35.72 | R41.08 |
| | > 132kV* | R29.39 | R33.80 |

*132kV or Transmission connected

| Urban – Excess NCC | | | |
|-------------------------------------|------------------|---------------------|----------|
| Miniflex [Non local authorities] | | | |
| Transmission Zone | Voltage | Excess NCC[R/kVA/m] | |
| | | | VAT incl |
| ≤ 300km | < 500V | R54.22 | R62.35 |
| | ≥ 500V & < 66kV | R50.27 | R57.81 |
| | ≥ 66kV & ≤ 132kV | R35.42 | R40.73 |
| | > 132kV* | R28.86 | R33.19 |
| > 300km and ≤ 600km | < 500V | R54.35 | R62.50 |
| | ≥ 500V & < 66kV | R50.38 | R57.94 |
| | ≥ 66kV & ≤ 132kV | R35.53 | R40.86 |
| | > 132kV* | R29.05 | R33.41 |
| > 600km and ≤ 900km | < 500V | R54.46 | R62.63 |
| | ≥ 500V & < 66kV | R50.50 | R58.08 |
| | ≥ 66kV & ≤ 132kV | R35.63 | R40.97 |
| | > 132kV* | R29.21 | R33.59 |
| > 900km | < 500V | R54.58 | R62.77 |
| | ≥ 500V & < 66kV | R50.61 | R58.20 |
| | ≥ 66kV & ≤ 132kV | R35.72 | R41.08 |
| | > 132kV* | R29.39 | R33.80 |

*132kV or Transmission connected

| Urban – Excess NCC | | | |
|---------------------------------|------------------|---------------------|----------|
| WEPS [non local authorities] | | | |
| Transmission Zone | Voltage | Excess NCC[R/kVA/m] | |
| | | | VAT incl |
| ≤ 300km | < 500V | R54.22 | R62.35 |
| | ≥ 500V & < 66kV | R50.28 | R57.82 |
| | ≥ 66kV & ≤ 132kV | R35.42 | R40.73 |
| | > 132kV* | R28.86 | R33.19 |
| > 300km and ≤ 600km | < 500V | R54.34 | R62.49 |
| | ≥ 500V & < 66kV | R50.39 | R57.95 |
| | ≥ 66kV & ≤ 132kV | R35.53 | R40.86 |
| | > 132kV* | R29.05 | R33.41 |
| > 600km and ≤ 900km | < 500V | R54.46 | R62.63 |
| | ≥ 500V & < 66kV | R50.50 | R58.08 |
| | ≥ 66kV & ≤ 132kV | R35.63 | R40.97 |
| | > 132kV* | R29.21 | R33.59 |
| > 900km | < 500V | R54.58 | R62.77 |
| | ≥ 500V & < 66kV | R50.60 | R58.19 |
| | ≥ 66kV & ≤ 132kV | R35.72 | R41.08 |
| | > 132kV* | R29.39 | R33.80 |

*132kV or Transmission connected

| Urban – Excess NCC | | | |
|--|------------------|---------------------|----------|
| Nightsave Urban [Non local authorities] | | | |
| Transmission Zone | Voltage | Excess NCC[R/kVA/m] | |
| | | | VAT incl |
| ≤ 300km | < 500V | R54.22 | R62.35 |
| | ≥ 500V & < 66kV | R50.28 | R57.82 |
| | ≥ 66kV & ≤ 132kV | R35.42 | R40.73 |
| | > 132kV* | R28.86 | R33.19 |
| > 300km and ≤ 600km | < 500V | R54.34 | R62.49 |
| | ≥ 500V & < 66kV | R50.39 | R57.95 |
| | ≥ 66kV & ≤ 132kV | R35.53 | R40.86 |
| | > 132kV* | R29.05 | R33.41 |
| > 600km and ≤ 900km | < 500V | R54.46 | R62.63 |
| | ≥ 500V & < 66kV | R50.50 | R58.08 |
| | ≥ 66kV & ≤ 132kV | R35.63 | R40.97 |
| | > 132kV* | R29.21 | R33.59 |
| > 900km | < 500V | R54.58 | R62.77 |
| | ≥ 500V & < 66kV | R50.60 | R58.19 |
| | ≥ 66kV & ≤ 132kV | R35.72 | R41.08 |
| | > 132kV* | R29.39 | R33.80 |

*132kV or Transmission connected

| Rural – Excess NCC | | | |
|--|-----------------|---------------------|----------|
| Nightsave Rural [Non local authorities] | | | |
| Transmission Zone | Voltage | Excess NCC[R/kVA/m] | |
| | | | VAT incl |
| ≤ 300km | < 500V | R56.60 | R65.09 |
| | ≥ 500V & ≤ 22kV | R52.55 | R60.43 |
| > 300km and ≤ 600km | < 500V | R56.71 | R65.22 |
| | ≥ 500V & ≤ 22kV | R52.66 | R60.56 |
| > 600km and ≤ 900km | < 500V | R56.83 | R65.35 |
| | ≥ 500V & ≤ 22kV | R52.78 | R60.70 |
| > 900km | < 500V | R56.95 | R65.49 |
| | ≥ 500V & ≤ 22kV | R52.90 | R60.84 |

| Rural – Excess NCC | | | |
|--|-----------------|---------------------|----------|
| Ruraflex/Ruraflex Gen [Non local authorities] | | | |
| Transmission Zone | Voltage | Excess NCC[R/kVA/m] | |
| | | | VAT incl |
| ≤ 300km | < 500V | R56.60 | R65.09 |
| | ≥ 500V & ≤ 22kV | R52.55 | R60.43 |
| > 300km and ≤ 600km | < 500V | R56.71 | R65.22 |
| | ≥ 500V & ≤ 22kV | R52.66 | R60.56 |
| > 600km and ≤ 900km | < 500V | R56.83 | R65.35 |
| | ≥ 500V & ≤ 22kV | R52.78 | R60.70 |
| > 900km | < 500V | R56.95 | R65.49 |
| | ≥ 500V & ≤ 22kV | R52.90 | R60.84 |

 For a description of the charges refer to the definitions on pages 8-11.

Appendix C

Excess Network Capacity Charges

Excess Network Capacity Charges (NCC) – Local Authority

| Excess NCC | | | |
|-----------------------------------|------------------|---------------------|-----------|
| Municiflex [Local authorities] | | | |
| Transmission Zone | Voltage | Excess NCC[R/kVA/m] | |
| | | | VAT incl. |
| ≤ 300km | < 500V | R55.82 | R64.19 |
| | ≥ 500V & < 66kV | R51.65 | R59.40 |
| | ≥ 66kV & ≤ 132kV | R30.49 | R35.06 |
| | > 132kV* | R20.51 | R23.59 |
| > 300km and ≤ 600km | < 500V | R55.99 | R64.39 |
| | ≥ 500V & < 66kV | R51.79 | R59.56 |
| | ≥ 66kV & ≤ 132kV | R30.59 | R35.18 |
| | > 132kV* | R20.70 | R23.81 |
| > 600km and ≤ 900km | < 500V | R56.12 | R64.54 |
| | ≥ 500V & < 66kV | R51.91 | R59.70 |
| | ≥ 66kV & ≤ 132kV | R30.68 | R35.28 |
| | > 132kV* | R20.87 | R24.00 |
| > 900km | < 500V | R56.23 | R64.66 |
| | ≥ 500V & < 66kV | R52.02 | R59.82 |
| | ≥ 66kV & ≤ 132kV | R30.80 | R35.42 |
| | > 132kV* | R21.07 | R24.23 |

*132kV or Transmission connected



For a Description of the Charges Refer to the Definitions on Pages 8-11.

Appendix D

Treatment of Public Holidays for 2026/27

The table below indicates the treatment of public holidays for the Nightsave Urban, WEPS, Municflex, Megaflex, Megaflex Gen and Miniflex tariffs for the period 1 April 2026 to until 30 June 2027. The relevant seasonally differentiated energy charges, energy demand charges and network demand charges will be applicable on these days. Any unexpectedly announced public holiday not listed below will be treated as the day of the week on which it falls.

- The following public holidays will always be treated as a Sunday for Municflex, Miniflex, Megaflex, Megaflex Gen and WEPS tariffs: New Year's Day, Good Friday, Family Day, Christmas Day and Day of Goodwill. All other days will be treated as a Saturday unless it falls on a Sunday in which case it will be treated as a Sunday.
- For Nightsave Urban, all public holidays will be treated as a Sunday.
- All public holidays for the Nightsave Rural, Homeflex, Ruraflex and Ruraflex Gen tariffs will be treated as the day of the week on which it falls.

| Date | Day | Actual day of the week | TOU day treated as | |
|-------------------|-----------------------|------------------------|--------------------|---|
| | | | Nightsave Urban | Megaflex, Municflex, Miniflex, WEPS, Megaflex Gen |
| 03 April 2026 | Good Friday | Friday | Sunday | Sunday |
| 06 April 2026 | Family Day | Monday | Sunday | Sunday |
| 27 April 2026 | Freedom Day | Monday | Sunday | Saturday |
| 1 May 2026 | Workers Day | Friday | Sunday | Saturday |
| 16 June 2026 | Youth Day | Tuesday | Sunday | Saturday |
| 9 August 2026 | National Women's Day | Sunday | Sunday | Sunday |
| 10 August 2026 | Public Holiday | Monday | Sunday | Saturday |
| 24 September 2026 | Heritage Day | Thursday | Sunday | Saturday |
| 16 December 2026 | Day of Reconciliation | Wednesday | Sunday | Saturday |
| 25 December 2026 | Christmas Day | Friday | Sunday | Sunday |
| 26 December 2026 | Day of Goodwill | Saturday | Sunday | Sunday |
| 1 January 2027 | New Year's Day | Friday | Sunday | Sunday |
| 21 March 2027 | Human Rights Day | Sunday | Sunday | Sunday |
| 22 March 2027 | Public Holiday | Monday | Sunday | Saturday |
| 26 March 2027 | Good Friday | Friday | Sunday | Sunday |
| 29 March 2027 | Family Day | Monday | Sunday | Sunday |
| 27 April 2027 | Freedom Day | Tuesday | Sunday | Saturday |
| 1 May 2027 | Worker's Day | Saturday | Sunday | Saturday |
| 16 June 2027 | Youth Day | Wednesday | Sunday | Saturday |

Appendix E

WEPS – Non-Local Authority Energy Charges Excluding Losses

The following table shows the WEPS energy rate, excluding losses. These are also the same as the Megaflex energy rates excluding losses.

| Active energy charge excluding losses and portion of Generation Capacity Charge [c/kWh] | | | | | | | | | | | |
|---|----------|---------------|----------|--------------|----------|-------------------------------|----------|---------------|----------|--------------|----------|
| High demand season [Jun – Aug] | | | | | | Low demand season [Sep – May] | | | | | |
| Peak | | Standard | | Off Peak | | Peak | | Standard | | Off Peak | |
| | VAT incl | | VAT incl | | VAT incl | | VAT incl | | VAT incl | | VAT incl |
| 586.91 | 674.95 | 146.72 | 168.73 | 97.82 | 112.49 | 243.57 | 280.11 | 136.95 | 157.49 | 97.82 | 112.49 |

WEPS – Non-Local Authority Affordability Energy Charges

| Customer categories | Service charge [R/POD/day] | | Administration charge [R/POD/day] | |
|-----------------------|----------------------------|------------|-----------------------------------|----------|
| | | VAT incl | | VAT incl |
| ≤ 100 kVA | R 14.94 | R 17.18 | R 0.79 | R 0.91 |
| > 100 kVA & ≤ 500 kVA | R 69.91 | R 80.40 | R 13.49 | R 15.51 |
| > 500 kVA & ≤ 1 MVA | R 215.91 | R 248.30 | R 21.07 | R 24.23 |
| > 1 MVA | R 215.91 | R 248.30 | R 21.07 | R 24.23 |
| Key customers | R 1 216.44 | R 1 398.91 | R 21.07 | R 24.23 |

WEPS – Non-Local Authority Affordability Charges

| Affordable subsidy charge [R/POD/day] Only payable by non-local authority tariffs | |
|--|----------|
| | VAT incl |
| 5.10 | 5.87 |

Appendix E

WEPS – Local Authority Energy Charges Excluding Losses

| Active energy charge excluding losses and portion of Generation Capacity Charge [c/kWh] | | | | | | | | | | | |
|---|----------|---------------|----------|--------------|----------|-------------------------------|----------|---------------|----------|--------------|----------|
| High demand season [Jun – Aug] | | | | | | Low demand season [Sep – May] | | | | | |
| Peak | | Standard | | Off Peak | | Peak | | Standard | | Off Peak | |
| | VAT incl | | VAT incl | | VAT incl | | VAT incl | | VAT incl | | VAT incl |
| 597.44 | 687.06 | 149.35 | 171.75 | 99.58 | 114.52 | 247.93 | 285.12 | 139.40 | 160.31 | 99.58 | 114.52 |

WEPS – Local Authority Administration Charges

| Customer categories | Service charge [R/POD/day] | | Administration charge [R/POD/day] | |
|-----------------------|----------------------------|-----------|-----------------------------------|----------|
| | | VAT incl | | VAT incl |
| ≤ 100 kVA | R15.22 | R17.50 | R0.82 | R0.94 |
| > 100 kVA & ≤ 500 kVA | R71.17 | R81.85 | R13.72 | R15.78 |
| > 500 kVA & ≤ 1 MVA | R219.79 | R252.76 | R21.44 | R24.66 |
| > 1 MVA | R219.79 | R252.76 | R21.44 | R24.66 |
| Key customers | R1 238.27 | R1 424.01 | R21.44 | R24.66 |

The formula used to determine the WEPS losses c/kWh value is:

$$(\text{Energy charge}_{\text{PSO}}) \times (\text{Distribution voltage loss factor} \times \text{Transmission zone loss factor} - 1)$$

This rate is applied for the purposes of making calculations for the following:

- Distribution losses charge for Distribution connected generators
- The losses charge for Transmission connected generators
- Where a customer receives a portion of energy from a third party or supplementary generator in terms of the following energy reconciliation scenarios:
 - Gen-wheeling
 - Gen-purchase

Appendix F

Loss Factors

The **Distribution loss factors** for loads and generators connected to **Distribution System** as measured at the **point of supply/POD** are given in the table below:

| Distribution Loss Factors | | |
|----------------------------------|-------------------|-------------------|
| Voltage | Urban Loss Factor | Rural Loss Factor |
| < 500V | 1.1862 | 1.1973 |
| ≥ 500V & < 66kV | 1.1556 | 1.1761 |
| ≥ 66kV ≤ 132kV | 1.0724 | |
| > 132kV / Transmission Connected | 1.0000 | |

The **Transmission loss factors** for loads and **Transmission** connected generators as measured at the **point of supply/POD** are given in the table below:

| Transmission Loss Factors for Loads | | |
|-------------------------------------|----------|-------------|
| Distance from Johannesburg | Zone | Loss Factor |
| ≤ 300km | 0 | 1.0060 |
| > 300km & ≤ 600km | 1 | 1.0160 |
| > 600km & ≤ 900km | 2 | 1.0261 |
| > 900km | 3 | 1.0361 |

| Loss Factors for Transmission Connected Generators | Loss Factor |
|--|-------------|
| Cape | 1.000 |
| Karoo | 1.000 |
| KwaZulu-Natal | 1.015 |
| Vaal | 1.000 |
| Waterberg | 1.014 |
| Mpumalanga | 1.015 |

Appendix G

Eskom's Annual Average Price Adjustment

Eskom's tariffs are adjusted on an annual basis – previously on 1 January, but due to the change in Eskom's financial year, price adjustments now take place on 1 April every year. The average tariff adjustments since 2012 are indicated in the table below. Each tariff, due to structural changes, may have experienced a higher or lower impact than the average tariff adjustment.

Eskom's Average Tariff Adjustment for the Last 15 Years

| Year | Tariff Adjustment | CPI |
|---------|-------------------|------|
| 2012_13 | 16.00 | 5.20 |
| 2013_14 | 8.00 | 6.00 |
| 2014_15 | 8.00 | 6.00 |
| 2015_16 | 12.69 | 5.70 |
| 2016_17 | 9.40 | 6.59 |
| 2017_18 | 2.20 | 5.30 |
| 2018_19 | 5.23 | 4.5 |
| 2019_20 | 13.87 | 4.2 |
| 2020_21 | 8.76 | 3.9 |
| 2021_22 | 15.06 | 4.6 |
| 2022_23 | 9.61 | 6.9 |
| 2023_24 | 18.65 | 6.00 |
| 2024_25 | 12.74 | 4.4 |
| 2025_26 | 12.74 | 3.2 |
| 2025_27 | 8.76 | 3.3 |

Appendix H

Designing Tariffs

Eskom's average price for electricity is based on the overall cost of supply but, in order to determine tariffs, it is first necessary to break down the overall costs into relevant cost categories. Costs are expressed in a manner that will ultimately be applied to derive the tariffs according to an appropriate cost driver. By using the correct cost driver for each cost component, the possibility of inappropriate pooling of costs is reduced.

Common cost drivers are:

- R/customer/month or R/customer/day - typically for customer service and administration costs
- R/kVA or R/kW - typically for network costs
- c/kWh - typically for energy costs
- c/kVAh - reactive energy costs
- Energy loss factors for energy loss costs

The cost of providing electricity to customers varies according to:

- The quantity of electricity used and the period (time or season) when the electricity is used
- The size/capacity of the supply required
- The geographic location of the customer
- The voltage at which supply is provided
- The cost of connecting a supply
- The density of the points of delivery where the customers supply is located.

A totally cost representative tariff will reflect the cost drivers and the factors that could influence cost by taking into account the following:

- The time of use and seasonal variance of energy costs
- Unbundled costs for distribution and transmission networks. These costs are differentiated according to:
 - the supply voltage
 - the density of the points of delivery
- Retail charges that reflect the size of the customer and the service provided
- A connection charge that reflects the location of the supply and the impact on upstream costs

However, the tariff applied depends on meter capability, billing functionality and logistics, as well as limitations on tariff complexity and the impact of changes to existing tariffs. For more energy-intensive users of electricity, tariff structures tend to be more complex, whereas for users such as domestic customers, tariffs are simpler.

A larger customer will have a much lower supply cost than a smaller customer. In Eskom, larger customers generally subsidise smaller customers. The reasons for the higher cost for small customers are as follows:

- As a ratio of overall consumption, smaller customers tend to use much more electricity in the more expensive peak periods and have a poorer load factor than larger customers.
- Significantly more network capacity is required at the lower voltage level (e.g., 500 V) to supply a smaller customer than is required to supply a larger customer (e.g., 132 kV). This means that more electrical networks have to be built, maintained, and operated to supply smaller customers. Also, more electrical losses occur in the latter sector.

For Eskom, the overall price of electricity is regulated and is based on allowed costs plus a return on assets as determined by the National Electricity Regulator of South Africa. While Eskom's **average** price (total revenue/total consumption) is based on this NERSA regulated allowed cost, **individual** price levels per customer or per customer class might not be cost representative and include subsidies. This is due to cost averaging, historical cross-subsidies, and social factors such as the customer's ability to pay the determined price.

Appendix I

Billing

Estimated readings

Conventional meters are read at least once every three months. Estimated charges are raised in months during which no meter readings are taken, and these are subsequently adjusted when actual consumption is measured.

Deposits

A security deposit covering three months' consumption is required.

Pro-rating of bills

Pro-rating takes place under the following circumstances:

- at times of price increase and seasonal charges
- where a billing period spans the price change period
- where readings for demand or energy are not measured

Pro-rating is done by taking into account the number of days in the billing period where the old rates are applicable and the number of days in the billing period where the new rates are applicable.

Example: In a billing period of 31 days, with 15 days billed at the old rate and 16 days billed at the new rate, consumption of 1000 kWh in total, consumption is pro-rated as follows:

$1000 \text{ kWh} \times 15/30 \times c/\text{kWh}$ (old rate)

$1000 \text{ kWh} \times 16/30 \times c/\text{kWh}$ (new rate)

The above gives an indication of pro-ration of consumption only. In other individual charges, pro-ration may slightly differ; however, all are based on the number of days.

