

|   |                    |                            |
|---|--------------------|----------------------------|
|  | <b>Safety Case</b> | <b>Nuclear Engineering</b> |
|---|--------------------|----------------------------|

Title: **Safety Case for Long-Term Operation of Koeberg Nuclear Power Station**

Document Identifier: **331-618**

Alternative Reference: **EZB-1013**

Area of Applicability: **Eskom Holdings SOC Ltd**

Functional Area: **Nuclear Engineering**

Revision: **1a**

Total Pages: **290**

Next Review Date: **N/a**

Disclosure Classification: **Controlled Disclosure**

**THIS PUBLICATION HAS BEEN SUPERSEDED BY 331-618 REV. 3**


**Compiled by:**



**Senior Manager: Nuclear Engineering**

**Date: 2023-01-09**

**Functional Responsibility:**



**Nuclear Engineering Manager**

**Date: 2023-01-09**

**Authorised by:**



**Chief Nuclear Officer**

**Date: 2023-01-09**

## Content

|   |           |
|---|-----------|
| <b>1.0 Executive Summary</b> .....  | <b>8</b>  |
| <b>2.0 Introduction</b> .....   | <b>15</b> |
| <b>3.0 Applicability</b> .....  | <b>16</b> |
| <b>4.0 Supporting Clauses</b> .....   | <b>16</b> |
| 4.1 Definitions.....  | 16        |
| 4.2 Abbreviations.....  | 19        |
| 4.3 References .....  | 27        |
| 4.3.1 Normative.....  | 27        |
| 4.3.2 Informative .....   | 35        |
| <b>5.0 Long-term Operation of Nuclear Power Plants Requirements Framework</b> ..... | <b>40</b> |
| 5.1 National Requirements .....   | 40        |
| 5.1.1 Acts .....  | 40        |
| 5.1.2 Regulations .....   | 40        |
| 5.1.3 Regulatory Documents (RDs) and Regulatory Guides (RGs).....                   | 40        |
| 5.2 International Safety Standards .....  | 40        |
| <b>6.0 Scope of the LTO Assessments</b> .....                                       | <b>41</b> |
| 6.1 Limitations Related to the Facility.....  | 41        |
| 6.1.1 Design Service Life Limitation.....   | 41        |
| 6.1.2 Ageing Management Philosophies Improvements.....                              | 42        |
| 6.1.3 Installation Licence Limitation .....   | 42        |
| 6.2 Requirements for the LTO Justification Safety Case.....                         | 42        |
| 6.3 Overview of the LTO Assessments Programme .....                                 | 44        |
| <b>7.0 Description of the LTO Assessment Activities</b> .....                       | <b>44</b> |
| 7.1 Plant Life Extension Feasibility Studies.....                                   | 45        |
| 7.2 Periodic Safety Review.....   | 46        |
| 7.3 SALTO Ageing Management Assessments .....                                       | 47        |
| 7.4 Operational Safety-related Programmes (OSPs) .....                              | 50        |
| 7.5 Site-specific Characterisation .....  | 50        |
| <b>8.0 LTO Safety Case Methodology</b> .....  | <b>51</b> |
| 8.1 Structure and Content of the Safety Case .....                                  | 51        |
| 8.2 Compilation Methodology .....   | 51        |
| 8.3 Use of PSR Deviations in the Safety Case.....                                   | 52        |
| 8.4 Quality Aspects of the Safety Case .....  | 52        |

|  |           |
|--|-----------|
| <b>9.0 Justification for Safe LTO .....</b>  | <b>52</b> |
| 9.1 Summary of the PSR.....  | 53        |
| 9.1.1 Outcomes of the Safety Factor Reviews.....                                       | 53        |
| 9.1.2 Outcomes of the Global Assessment.....   | 63        |
| 9.1.3 PSR Safety Improvements.....   | 65        |
| 9.2 Compliance with Safety Criteria and Requirements .....                             | 66        |
| 9.2.1 Principal Safety Criteria .....  | 66        |
| 9.2.2 Radiological Risks.....  | 67        |
| 9.2.3 Current Licensing Basis .....  | 70        |
| 9.3 Specific Site Characterisation.....  | 71        |
| 9.3.1 Summary of the Site Characterisation Studies .....                               | 72        |
| 9.4 Plant Design .....   | 80        |
| 9.4.1 Results of the Plant Life Extension Feasibility Study .....                      | 81        |
| 9.4.2 PWR Design Features .....  | 82        |
| 9.4.3 Design Basis for the Facility.....   | 88        |
| 9.4.4 Application of Defence in Depth in Plant Design .....                            | 90        |
| 9.4.5 Fulfilment of the Fundamental Safety Functions.....                              | 91        |
| 9.4.6 Design Safety Margins and Safety Analyses .....                                  | 95        |
| 9.4.7 Configuration Management of Design Basis Documents .....                         | 100       |
| 9.4.8 Design Documents.....  | 102       |
| 9.5 Ageing Management for Long-Term Operation.....                                     | 104       |
| 9.5.1 Ageing Management Assessments .....  | 105       |
| 9.5.2 Ageing Management Risk Items .....   | 120       |
| 9.5.3 Ageing Management of SSCs Supporting Licence-Binding Programmes .....            | 129       |
| 9.6 Radiation Protection .....   | 133       |
| 9.6.1 Radiation Protection Programme .....   | 134       |
| 9.6.2 Radiation Exposure.....  | 137       |
| 9.6.3 Transport of Radioactive Material .....  | 143       |
| 9.6.4 Operating Experience .....   | 143       |
| 9.7 Impact of Long-Term Operation on Other Operational Safety-Related Programmes ..... | 144       |
| 9.7.1 Impact of Long-Term Operation on Nuclear Security .....                          | 144       |
| 9.7.2 Impact of Long-Term Operation on Emergency Planning.....                         | 144       |
| 9.7.3 Impact of Long-Term Operation on Radioactive Waste Management.....               | 151       |
| 9.7.4 Impact of Long-Term Operation on the Environment.....                            | 158       |
| 9.7.5 Organisational Provisions for Long-Term Operation.....                           | 168       |

|  |            |
|--|------------|
| 9.8 Incorporation of Operating Experience for Continuous Improvement of Plant Safety .....                 | 174        |
| 9.8.1 Corrective Action Programme .....  | 175        |
| 9.8.2 Sources of Operating Experience .....  | 176        |
| 9.8.3 Ageing Management Programmes .....   | 176        |
| 9.9 Nuclear Safety Culture .....   | 177        |
| 9.9.1 The Nuclear Management Policy and Safety Management System.....                                      | 178        |
| 9.9.2 Monitoring and Oversight of the NSC at the Nuclear Operating Unit.....                               | 180        |
| 9.9.3 Nuclear Objectives and Associated Plant Safety Performance and Human<br>Performance Indicators ..... | 181        |
| 9.9.4 PSR Global Assessment Outcomes Related to NSC .....  | 182        |
| <b>10.0 Why it is Safe to Continue Operation (Overall Assessment for Additional 20 Years)...</b>           | <b>183</b> |
| <b>11.0 Safety Analysis Report.....</b>  | <b>185</b> |
| <b>12.0 Adopted Long-Term Operation Programme.....</b>   | <b>187</b> |
| <b>13.0 Long-Term Operation-Related Documents .....</b>  | <b>188</b> |
| <b>14.0 Long-Term Operation Integrated Implementation Plan.....</b>  | <b>190</b> |
| 14.1 LTO Integrated Preparation Plan.....  | 191        |
| 14.2 LTO Implementation Plan.....  | 191        |
| <b>15.0 Conclusions .....</b>  | <b>192</b> |
| <b>16.0 Acceptance.....</b>  | <b>193</b> |
| <b>17.0 Revisions .....</b>  | <b>193</b> |
| <b>18.0 Development Team .....</b>   | <b>193</b> |
| <b>19.0 Acknowledgements .....</b>   | <b>194</b> |
| <b>Appendix A LTO Integrated Implementation Plan .....</b>   | <b>195</b> |
| A.1 LTO Integrated Preparation Plan (Activities Required for LTO).....                                     | 195        |
| A.2 Activities After LTO Implementation.....   | 212        |
| <b>Appendix B SAR Updates for LTO .....</b>  | <b>214</b> |
| <b>Appendix C Safety-Related Ageing Programmes .....</b>   | <b>219</b> |
| <b>Appendix D Defence-in-Depth .....</b>   | <b>224</b> |
| D.1 Implementation of Defence-in-Depth (DiD).....  | 224        |
| D.1.1 Plant Design Provisions for Defence-in-depth .....   | 224        |
| D.1.2 Independence of the Levels of Defence-in-Depth .....   | 225        |
| D.1.3 Equipment Qualification in Defence-in-Depth.....   | 226        |
| .....  | 227        |

|  |            |
|--|------------|
| [REDACTED]   |            |
| [REDACTED] .....                                       | 232        |
| [REDACTED] .....                                       | 233        |
| D.1.7 Adequacy of Defence-in-Depth at Koeberg .....    | 237        |
| [REDACTED] .....                                       | 239        |
| [REDACTED] .....                                       | 247        |
| <b>Appendix E Requirements for LTO Checklist .....</b> | <b>249</b> |

**List of Figures**

**Figure 6-1:** LTO Assessment Activities .....44

**Figure 7-1:** Comparison Between RG-0027 LTO Assessments and Koeberg-adapted LTO Assessments .....45

**Figure 7-2:** Periodic Safety Review Methodology .....47

**Figure 7-3:** Ageing Management Assessment Process .....49

**Figure 9-1:** CDF per year at KNPS from 2015 to June 2021 .....67

**Figure 9-2:** Large Early Release Frequency (LERF) from 2015 to June 2021 .....68

**Figure 9-3:** Peak Public Risk, including Risk Associated with Cask Loading; 30 June 2021 .....68

.....83

.....122

**Figure 9-6:** Noble Gases Discharge From 2010 to 2021 (TBq) .....163

**Figure D.1-1:** DiD Objective Tree Structure in IAEA SRS-46 Used in the GA .....234

**List of Tables**

**Table 9-1:** Maximum Coastline Erosion Adjacent to Koeberg .....77

**Table 9-2:** Tornado Frequencies per Severity .....78

**Table 9-3:** Current Expected Annual Aircraft Crash Rate for the Duynefontyn Site .....79

**Table 9-4:** Actions for TLAAs not Validated for Entire LTO Period .....107

**Table 9-5:** TLAAs Reanalysed and Processed for NNR Submission .....109

**Table 9-6:** Potential Temporary Increase in Public Dose and Percentage AADQ After SGR Using Updated DCFs and AADQs Using Conservative Assumptions .....160

**Table 9-7:** Estimated Increase in Radioactivity in the Marine Environment of 60-year Compared to 40-year Operation for Important Nuclides with Long Half-lives .....162

**Table 9-8:** Traits of a Healthy Nuclear Safety Culture .....179

**Table 11-1:** SGR and SALTO TLAA SAR Changes .....186

**Table A.1-1:** Ageing Management LTO Preparation Activities .....195

**Table A.1-2:** LTO Preparation Activities – DSSR and Interim Seismic Hazard Analysis .....210

**Table A.1-3:** LTO Preparation Activities – PSR IIP End-of-life Linked Safety Improvements .....210

**Table A.1-4:** LTO Preparation Activities – SAR Updates for Other Safety-related Programmes ..211

**Table A.1-5:** TLAAs Reanalysed and Processed for NNR Submission .....211

**Table A.2-1:** Activities After LTO Implementation – Ageing Management .....212

**Table A.2-2:** Activities After LTO Implementation – PSR IIP Safety Improvements .....212

**Table A.2-3:** Activities After LTO Implementation – SSR .....213

**Table B-1:** LTO Preparation Activities – SAR Updates .....214

**Table C-1:** Demonstration for Meeting RG-0027 Requirements for Safety-related AMPs .....219

.....235

.....236

.....239



## **1.0 Executive Summary**

Koeberg Nuclear Power Station (Koeberg) has produced clean, safe, reliable electrical power for more than 38 years. Its operating licence is valid for 40 years, and approval by the National Nuclear Regulator (NNR) is required for it to continue to operate beyond the 40-year licensing period. This safety case has been produced in support of the application for long-term operation (LTO) and demonstrates that the regulatory requirements for LTO are met and that it is safe to continue operating for an additional 20 years, from 2024 to 2044 (Unit 1) and 2045 (Unit 2).

The national nuclear regulatory framework for LTO is provided by the NNR Act and the LTO regulations, with additional guidance given in the regulatory guide. The requirements to be demonstrated by the safety case are clearly defined in the LTO regulations, among others:

- demonstrate compliance with relevant regulatory safety criteria and requirements;
- base the application on the results of a safety analysis, with due consideration of the ageing of structures, systems, and components (SSCs);
- provide an overall assessment of the safety of the nuclear installation and justification for continued safe operation;
- demonstrate availability of financial and human resources as well as knowledge management; and
- include the necessary safety improvements in the application, including refurbishment, provision of additional SSCs, safety analyses, and engineering justifications, to ensure that the licensing basis remains valid during the LTO period.

Several assessments have been conducted to support LTO. A feasibility study was undertaken to determine the plant modifications necessary for plant life extension. A periodic safety review (PSR) was conducted to obtain an overall view of plant safety and determine safety improvements needed for continued safe operation. An assessment of safety aspects of long-term operation (SALTO) was conducted to review the effectiveness and completeness of Koeberg's ageing management programmes and implement improvements to ensure that equipment ageing was adequately managed. The site safety report was reviewed and updated to confirm the suitability for nuclear siting, considering the latest methodologies and operating experience. These assessments, among others, are drawn on throughout the safety case to support the arguments and provide evidence.

The regulations on safety standards and regulatory practices specify the regulatory requirements, including the principal safety criteria, applicable to holders of nuclear authorisations. The PSR review of the probabilistic safety assessment confirmed that the principal safety criteria had been respected and that a framework existed in the form of processes and procedures to ensure that the criteria would be respected during the LTO period. Although the risk profile had shown an increase due to recent cask operations, the probabilistic safety assessment (PSA) results demonstrated that the risk associated with operations of the plant was well within the principal safety criteria (that is, risk limits)



specified in RD-0024 and, therefore, supported continued safe operation. Koeberg also complied with the dose limits and dose constraints specified in RD-0024 and RD-0022.

The PSR review determined that the current licensing basis remained valid; however, the Koeberg Site Safety Report (KSSR) was deemed to be outdated, and gaps with regard to NNR requirements were identified. Safety improvements (site characterisation assessments) to address these deviations are included in the PSR integrated implementation plan (IIP) and prioritised to be resolved prior to entry into LTO. The site characterisation assessments identified changes in the hazards relating to seismic activity, flooding with tsunami, coastline erosion, and wind speeds. Coastline erosion and wind speeds were found to be low-risk hazards to the Koeberg site. The tsunami assessment revealed that the probable maximum tsunami (PMT) run-up and inundation were governed by volcanic flank collapse tsunamis. Further assessment to gain an understanding of the potential impact on the plant is being conducted. [REDACTED]

[REDACTED] Senior Seismic Hazard Assessment Committee (SSHAC) studies are ongoing [REDACTED]. An interim seismic evaluation based on the Electric Power Research Institute (EPRI) procedure, referred to as the expedited seismic evaluation process (ESEP), was conducted. This evaluation provided reasonable assurance that the Koeberg units were sufficiently robust to shut down safely and cope with a significant seismic event and loss of alternating current (AC) power when activities identified in the interim seismic evaluation were performed. [REDACTED]

The current plant design was assessed during the PSR plant design review to determine the adequacy of Koeberg's design (including design documentation) against the current licensing basis and national and international standards. It was found that the plant design largely complied with regulatory requirements and that the design basis conformed to modern national and international safety standards, codes, and practices. Among the deviations identified in plant design, one deviation related to unfiltered in-leakage into the control room envelope was graded high. The dose to control room operators may exceed the current design basis limit during nuclear accidents. Mitigations have been implemented to reduce the risk to operators in the unlikely event of a nuclear accident, and a modification is planned for implementation [REDACTED]

Regarding the design management system, processes and procedures are in place to fulfil the requirements of a design management system (including a configuration management system) and ensure that sufficient, accurate information, consistent with the physical plant and operational characteristics, is available in a timely manner. The processes and procedures are broadly aligned with international good practices and ensure that plant design changes are effectively controlled and are fit for purpose.

During the PSR, it was found that the application of defence in depth (DiD) was embedded in plant design, operations, and management systems. It had been demonstrated that the deviations

identified had no more than minimal impact on DiD, as adequate compensatory measures existed, and there was no significant cumulative effect. There was adequate independence between the individual levels of defence. The fundamental safety functions (FSFs) could be ensured despite the impact of the deviations, as they did not have a cumulative effect on the FSFs and were mainly of a low safety significance. Protection of the physical barriers, namely, fuel cladding, the reactor coolant system, and the containment, which is integral to an effective DiD, was extensively considered in the Safety Analysis Report (SAR), with available design provisions to ensure the protection of the barriers. Safety improvements, particularly related to design extension conditions (DECs – Level 4) such as hardened water supply and water connections, were recognised, will further enhance Koeberg's DiD [REDACTED].

The IAEA identified events that were worthy of practical elimination, given their significance. Koeberg has provisions in place for the practical elimination of these events. While practical elimination is not achieved in all cases, the level of DiD and provisions available are commendable and will be further enhanced with the implementation of the safety improvements [REDACTED].

The plant life extension feasibility study identified major components such as the steam generators, reactor vessel heads, and refuelling water storage tanks for replacement to support LTO. The refuelling water tanks and the vessel heads have since been replaced, and the steam generator replacements are scheduled for completion prior to LTO.

A comprehensive ageing management evaluation was performed to determine whether ageing mechanisms of systems, structures, and components (SSCs) important for safety were managed in a manner that would ensure that they continued to fulfil their intended design function with an adequate safety margin for the entire period of LTO. Ageing management programmes (AMP) were evaluated against the nine attributes of an effective AMP for all the in-scope SSCs. The evaluation identified the corrective actions and safety improvements required to be implemented for safe LTO. These have been prioritised and scheduled in accordance with the LTO IIP.

Ageing management is effectively integrated into Koeberg's design change processes to ensure that ageing mechanisms are adequately considered in the design stage and all subsequent stages of the plant life cycle.

The LTO assessment identified some SSCs important for safety with ageing mechanisms that posed a risk if not treated in a timely manner, namely, containment buildings, aseismic bearings, cables, and switchboards. The containment buildings are subject to chloride-induced reinforcement corrosion. The proposed solution is to implement an impressed current cathodic protection (ICCP) system into the concrete of the containment buildings to neutralise the corrosion effects of chlorides. The containment buildings are acceptable for operation at present based on current surveillance monitoring results. An integrated leak rate test (ILRT) was completed in 2015 (on both units), and safety analysis (time-limited ageing analysis) found that structural integrity of the containment buildings was ensured for the planned LTO period. [REDACTED]

[REDACTED]

Koeberg has monitored the seismic bearings according to the monitoring programme in terms of regulatory requirements, and all results and findings have been submitted to the NNR. Only limited maintenance (plate interface seal replacement) has been required. The visual inspection and test results of the in-situ and sample bearings have shown no significant change in material properties. Based on these facts, the bearings can perform their design function and remain fit for purpose and suitable for long-term operation. However, in order to address the operating experience (OE) related to changes in material properties, Koeberg has a programme to better characterise the material properties of the bearings. The results of these tests will inform the aseismic bearing AMP.

Large-scale switchboard and cable replacements are not anticipated based on industry practice, and the failure rate is low. Availability of major spares such as circuit breaker and contactor modules for both the 6,6 kV and 380 V switchboards has been confirmed. All in-scope plant electrical switchboards, switchboard components, and plant cabling are comprehensively addressed and aligned with the IAEA International Generic Ageing Lessons Learned (IGALL) requirements. A representative sample of cables has been selected for testing and requalification. The justification of the service life of equipment qualification (EQ) cables beyond 40 years will be confirmed based on the analysis of the results of the sample tests that will be completed prior to LTO.

An assessment was conducted on the SSCs used to support licence-binding programmes that were not in scope. The licence-binding programmes were radiation protection, emergency planning, environmental monitoring, chemistry, licenced operator training, and nuclear security. (The nuclear security report will be in a separate and confidential submission.) It was found that the ageing management of out-of-scope SSCs used in these licence-binding programmes was governed by procedures that ensured the long-term reliability of the equipment. Continued reliability will be ensured during LTO through maintenance, inspection, and testing activities.

A suite of ageing management procedures for AMP reviews, scope setting, and time-limited ageing analyses (TLAAs) has been developed and is embedded within the Koeberg integrated management system, including the Koeberg licencing basis manual (KLBM). This ensures that ageing management will be systematically implemented throughout the period of LTO.

The scope of the radiation protection programme was assessed during the PSR safety performance review, and it was concluded that there were adequate processes, procedures, guides, and work instructions and that these were adequate to support LTO.

Koeberg assessed the prospective dose to the public and the environment using a conservative source term. The results obtained considering environmental build-up historically and for the next 20 years showed that the dose to a member of the critical group/representative person was estimated to be around 94  $\mu\text{Sv/a}$ . The projected dose to the representative person considering the proposed new nuclear build was estimated to be 116  $\mu\text{Sv/a}$ . This assessment of the prospective cumulative dose, considering planned activities at the Duynefontyn site, is below the dose constraint of 250  $\mu\text{Sv/a}$  as stipulated in R388 and the dose limit for Koeberg as stipulated in RD-0022.

The results of the ecological risk assessment for marine and terrestrial reference organisms in the Duynefontyn site safety report (DSSR) concluded that the liquid and gaseous discharges from the facility were unlikely to pose a significant risk to the environment. Although the NNR has not issued a regulatory limit on non-human biota, the results showed that the dose rate for both terrestrial and marine environments was well below the dose rate guideline values as applied internationally (that is, 10  $\mu\text{Gy/h}$  for marine organisms and 40  $\mu\text{Gy/h}$  for terrestrial organisms).

The PSR on emergency planning concluded that the current emergency preparedness and response plan was adequate for LTO. An integrated Koeberg nuclear emergency preparedness and response plan (IKNEP) had been documented, and exercises with interfacing organisations (NNR, local and provincial government, international partners) were held regularly. The IKNEP was informed by a comprehensive safety analysis undertaken to ascertain all exposure sources and evaluate radiation doses associated with the facility as contained in the emergency planning technical basis (EPTB). The DSSR did not find any factors around the site that could impede the implementation of the emergency plan. The EPTB was reassessed based on the requirements in RD-0014, and it was concluded that the current emergency zones remained valid. During the LTO period, Koeberg will continue to ensure that proposed developments around the site do not impede the emergency preparedness and response plan.

The effectiveness of the radioactive waste management programmes was reviewed during the PSR safety performance review, and compliance with regulatory requirements was verified. This review assessed whether Koeberg Nuclear Power Station (KNPS) had implemented programmes for the minimisation and safe management of radioactive waste at the site. Although additional radioactive waste will be generated as part of normal operations during the LTO period, the generated volume of waste will remain largely unchanged; thus, the current radioactive waste management regime and strategy remain effective and adequate for safe LTO.

Vaalputs will remain the disposal facility for low- and intermediate-level waste – short-lived and has sufficient capacity to accommodate waste generated during the LTO period. This was confirmed with both the South African Nuclear Energy Corporation (Necsa) and the National Radioactive Waste Disposal Institute (NRWDI).

Spent fuel is currently stored in two spent fuel pools and in dry storage casks on site. The Koeberg spent fuel strategy caters for the transfer of spent nuclear fuel from the spent fuel pools into the dry storage casks in the cask storage building (CSB). In line with this strategy, the transient interim storage facility (TISF) is being constructed to store the dry casks, while the government establishes the centralised interim storage facility (CISF). The TISF will allow storage of spent nuclear fuel up to the end of a 60-year operational life of the plant (that is, 2045).

The potential impact of LTO on the environment was assessed in the PSR and shown to be insignificant. The results of the assessment showed that the effluent and environmental monitoring programmes ensured that emissions and discharges were properly controlled and were as low as reasonably achievable and that no changes to these programmes were required for LTO. It was demonstrated that operational practices to ensure environmental protection met NNR requirements, conformed to relevant international guidelines, and ensured safe operation.

Organisational provisions associated with human resources, financial provisions, and knowledge management were assessed against national and international requirements to confirm their adequacy for the safe operation of the plant for LTO. The review concluded that adequate organisational provisions were available to support LTO.

The human resource requirements are reviewed annually using a workforce planning process. The process utilises a 10-year planning window, thus allowing long-term resource needs to be identified. The human resources strategy utilises a combination of permanent staff, fixed-term contracts, and outsourcing of services to ensure that a sufficiently skilled workforce is available for safe operation.

[REDACTED]

A knowledge management process has been established. The knowledge management process uses an integrated approach to identifying, capturing, evaluating, retrieving, and sharing relevant information assets (such as databases, documents, policies, procedures, and previously uncaptured expertise and experiences from individual workers). The process will be implemented in all departments within the nuclear operating unit (NOU) [REDACTED].

[REDACTED]

[REDACTED] The LTO integrated preparation plan (pre-LTO activities) has been sufficiently resourced and funded. [REDACTED]

[REDACTED]

[REDACTED] Eskom has adequately funded the Koeberg operational costs over the past 38 years. Therefore, financial resources for LTO are available for operational costs and the LTO scope of activities.

The safety improvements resulting from the LTO assessments (including the safety aspects of long-term operation (SALTO), the PSR, and the DSSR) have been identified and scheduled in the LTO IIP. The safety improvements are categorised into two groups, namely, LTO integrated preparation plan (which are safety improvements required prior to entry into LTO) and LTO implementation plan (which are safety improvements that will be implemented during the LTO period).

An overall assessment of the safety of Koeberg for LTO has been provided by the safety case, which draws on the outcomes of the LTO assessments. The requirements for safe LTO as documented in the LTO regulations, RG-0027, and NIL-01 Variation 19 have largely been met, and the remaining requirements will be managed through the LTO IIP and completed prior to LTO. No safety concerns were identified during the LTO assessments that would preclude the plant from entering LTO, and as confirmed by the PSR, Koeberg is safe to continue operations into LTO. It has been demonstrated

that nuclear safety will be maintained in accordance with the licensing basis and international good practices for the intended period of LTO, with the timely implementation of safety improvements contained in the LTO IIP.

## **2.0 Introduction**

Globally, Long Term Operation (LTO) has become a common practice within the nuclear industry. More than 130 nuclear reactors worldwide (representing more than 30% of the global nuclear fleet) are operating beyond their initial 40-year licensed periods. As the average age of the world's nuclear fleet is greater than 30 years, it is expected that the role of LTO will continue to expand in the next decade. In many countries, LTO presents the least-cost option for delivering safe and reliable baseload power generation capacity as nations seek to reduce their carbon emissions in accordance with their nationally determined carbon emission targets.

The Koeberg Nuclear Power Station (Koeberg) is the only nuclear power plant on the African continent and is wholly owned and operated by Eskom. It is located 30 km from Cape Town near Melkbosstrand on the West Coast of South Africa. The plant was originally licenced to operate for 40 years. Construction of the plant commenced in 1976, and the plant started commercial operation with Unit 1 in July 1984, followed by Unit 2 in November 1985. The nuclear installation licence (NIL-01 Variation 19), amended in 2019, stipulates the conditions of operation for the facility. It is valid until 21 July 2024, unless amended for subsequent licensing stages, including LTO, or varied, suspended, or revoked. Therefore, with the LTO regulations, a licence approval for the additional years of operation is required from the NNR to continue to operate. Eskom has decided to apply for a further 20 years of operation.

In addition to Variation 19 of the licence in 2019, the NNR also issued two regulatory guides stipulating requirements for LTO. RG-0027 (*Ageing Management and Long-Term Operation of Nuclear Power Plants*) prescribes the requirements for extended commercial power operations, including requirements for ageing management and the demonstration of achievement of regulatory requirements during the LTO period. RG-0028 (*Periodic Safety Review for Nuclear Power Plants*) prescribes the requirements for performing a PSR in support of LTO.

Therefore, the safety case aims to demonstrate compliance with the LTO regulations. It provides an overall conclusion on the safety of Koeberg for the intended 20-year period of LTO. It discusses and evaluates the adequacy of the plant design, the adequacy and effectiveness of safety-related programmes, and organisational provisions, especially ageing management programmes. The main inputs to the safety case are the PSR and the SALTO project ageing management assessments; and where applicable, other relevant safety-related assessments were performed to complement the case for continued safe operation.

### 3.0 Applicability

This document applies to Units 1 and 2 of the Koeberg Nuclear Power Station.

### 4.0 Supporting Clauses

#### 4.1 Definitions

| Term                              | Definition   |
|-----------------------------------|--|
| 1E                                | Safety-related electrical equipment qualified according to IEEE standards.   |
| Affaire Parc                      | A generic issue affecting the EDF PWRs and analysed by multi-disciplinary teams of experts.  |
| Ageing management                 | The process whereby analyses, tests, and assessments are performed to determine whether the environment and service conditions can cause or have caused ageing of SSCs.  |
| Ageing management programme (AMP) | A set of policies, processes, procedures, arrangements and activities for managing the ageing of SSCs for a nuclear power plant.   |
| Cable ageing                      | A process induced by adverse localised environments and service conditions, resulting in ageing effects.   |
| Current licensing basis           | The safety case applicable at any time during operation of the plant, comprising applicable regulations and Regulator guidelines and all licence-binding documents, including project management documents, safety analysis report, operational limits and conditions, and other safety-related programmes applicable during a licensing stage (including modifications), which shall be retained as records.  |
| Decommissioning                   | The process by which nuclear power stations or installations are retired from service. This process occurs when nuclear facilities have reached the end of their useful life, are no longer economically viable to operate, or when the operating licence has been irrevocably withdrawn.  |
| Development                       | Any construction, utilisation of land, zoning or rezoning of land or the subdivision thereof, other than the predominant or permitted use in terms of existing applicable zoning schemes and includes any new enhancement of a right of use by way of a departure, an application for a guest accommodation or second dwelling unit, conditional or consent use, rezoning of land, the subdivision thereof, additional rights of use or changes to the relevant restrictions imposed by any zoning scheme. |
| Deviation                         | A negative finding to the national regulations, the Koeberg licence, international requirements, or those codes, standards, processes, or practices adopted to meet those requirements.  |
| Dose                              | The amount of radiation received, where a more specific term such as 'effective dose' or 'equivalent dose' is not necessary for defining the quantity of interest.   |



| Term                     | Definition  |
|--------------------------|---|
| Dose constraint          | A prospective and source-related restriction on the individual dose arising from the predicted operation of the authorised action serves exclusively as a bound on the optimisation of radiation protection and nuclear safety to limit the range of options considered in the optimisation process and to restrict the doses via all exposure pathways to the average member of the critical group to ensure that the sum of the doses received by that individual from all controlled sources remains within the dose limit, and which, if found retrospectively to have been exceeded, should not be regarded as an infringement of regulatory requirements but rather as a call for the reassessment of the optimisation of radiation protection. |
| Dose limit               | The value of effective dose or equivalent dose to individuals from actions authorised by a nuclear installation licence, nuclear vessel licence, or registration certificate must not be exceeded.  |
| Emergency planning       | The process of developing and maintaining the capability to take actions to mitigate the impact of an emergency on persons, property, or the environment <a href="#">[141]</a> .  |
| Emergency preparedness   | The capability to promptly take actions that will effectively mitigate the impact of an emergency on persons, property, or the environment <a href="#">[141]</a> .  |
| Emergency response       | The performance of actions to mitigate the impact of an emergency on persons, property, or the environment <a href="#">[141]</a> .  |
| Environmental conditions | The ambient physical states that surround an SSC (for example, temperature, radiation, humidity).   |
| Evacuation               | Urgent removal of a population from an area to avoid the imminent or actual threat of acute radiation exposure, for example, from an airborne radioactive plume   |
| Evacuation time          | In the precautionary action planning zone (PAZ), means four hours from the time that an evacuation order is given and in the urgent protective action planning zone (UPZ), means 16 hours from the time that the evacuation order is given.   |
| Exposure                 | The act or condition of being subject to irradiation.   |
| Finding                  | Information discovered as the result of the periodic safety review; in the context of the PSR can either indicate a negative finding (gap) with a national or international requirement or a positive finding (strength) where the requirement is exceeded.   |
| Infrastructure           | All amenities, facilities, and services necessary to implement the Koeberg nuclear emergency plan include public communication, protection of the environment and property, transport, personnel, radiation monitoring, decontamination, care of the masses, and medical care.  |
| Intervention level       | The level of avertable dose at which a specific protective action or remedial action is taken in an emergency exposure situation or chronic exposure situation.   |
| Long-term operation      | Operation of the plant beyond an established time frame set forth by, for example, licence term, design, standards, licence or regulations, which has been justified by safety assessment, with consideration given to life-limiting processes and features of SSCs.  |

| <b>Term</b>                           | <b>Definition</b>  |
|---------------------------------------|--|
| LTO commitments                       | All the activities identified to be performed prior to entering LTO (in 2024) to support the safety case justification (LTO Preparation Activities)  |
| Occupational exposure                 | All exposures to radiation incurred by workers in the course of their work.  |
| Periodic safety review                | A systematic reassessment of the safety of an existing facility (or activity) carried out at regular intervals to deal with the cumulative effects of ageing, modifications, operating experience, technical developments, and siting aspects aimed at ensuring a high level of safety throughout the service life of the facility (or activity).  |
| Physical Ageing                       | Ageing of SSC's due to physical, chemical and /or processes (ageing mechanisms)  |
| Public exposure                       | Exposure incurred by members of the public from radiation sources.   |
| Radiation                             | Ionising radiation.  |
| Radiation protection                  | The protection of people from the effects of exposure to ionising radiation and the means for achieving this.  |
| Radiation workers                     | Persons potentially exposed to radiation by virtue of their occupation to more than 1 mSv per annum.   |
| Relocation                            | The non-urgent removal or extended exclusion of people from a contaminated area to avoid chronic radiation exposure following the passage of a radioactive plume <a href="#">[141]</a> .   |
| Risk                                  | Qualitatively expressed, the probability of a specified health effect occurring in a person or group as a result of exposure to radiation or (quantitatively expressed) a multi-attribute quantity expressing hazard, danger, or chance of harmful or injurious consequences associated with actual or potential exposures relating to quantities such as the probability that specific deleterious consequences may arise and the magnitude and character of such consequences. |
| Safety aspects of long-term operation | The IAEA peer-reviewed safety assessment focused on the safety aspects of long-term operation for nuclear power plants planning on extending plant life into long-term operation.  |
| Safety factor                         | A review area defined in RG-0028, which is assessed in a periodic safety review (PSR).   |
| Sheltering                            | The protection from exposure to radioactivity which may be afforded by buildings of a permanent nature.  |
| Surveillance                          | Observation or measurement of a condition or functional indicator to verify whether that SSC functions within acceptance criteria.   |
| Technological obsolescence            | The lack of spare parts, technical support, suppliers or industrial capabilities.  |
| Thermal ageing                        | A degradation mechanism that results in embrittlement, loss of structure toughness, hardening, and loss of strength of elastomers.   |
| Traffic evacuation model              | An assessment tool approved by the municipal council to assess local traffic patterns and to demonstrate compliance with the Koeberg nuclear emergency plan.   |
| Transient population                  | Persons who are not permanent residents.   |

| Term   | Definition  |
|--------|---|
| Unit 9 | Common plant equipment available for units 1 and 2. |

## 4.2 Abbreviations

| Abbreviation/<br>Trigram | Definition  |
|--------------------------|---|
| AADQ                     | Annual Authorised Discharge Quantity  |
| AC                       | Alternating Current   |
| ALARA                    | As Low as Reasonably Achievable   |
| AM                       | Ageing Management   |
| AME                      | Ageing Management Evaluation  |
| AMM                      | Activity Migration Model  |
| AMP                      | Ageing Management Programme   |
| AMR                      | Ageing Management Review  |
| aMSL                     | Above Mean Sea Level  |
| ANSI                     | American National Standards Institute   |
| AOO                      | Anticipated Operational Occurrence  |
| APG                      | Steam Generator Blowdown System   |
| ARE                      | Main Feedwater System   |
| ASG                      | Auxiliary Feedwater System  |
| ASME                     | American Society of Mechanical Engineers  |
| BATNEEC                  | Best Available Technology not Entailing Excessive Cost                                  |
| C&I                      | Control and Instrumentation   |
| CAMP                     | Cable Ageing Management Programme   |
| CAP                      | Corrective Action Programme   |
| CC                       | Concrete Components (ASME classification of subcomponents of the containment structure) |
| CDF                      | Core Damage Frequency   |
| CISF                     | Central Interim Storage Facility  |
| CoCT                     | City of Cape Town   |
| CR                       | Condition Report  |
| CRDM                     | Control Rod Drive Mechanism   |
| CRE                      | Control Room Envelope   |
| CRF                      | Circulating Water System  |
| CSB                      | Cask Storage Building   |

| Abbreviation/<br>Trigram | Definition  |
|--------------------------|---|
| CUF                      | Cumulative Usage Factor                                   |
| DBA                      | Design Basis Accident                                     |
| DBE                      | Design Basis Event  |
| DC                       | Direct Current  |
| DCF                      | Dose Conversion Factor                                    |
| DEC                      | Design Extension Condition                                |
| DiD                      | Defence in Depth  |
| DME                      | Department of Minerals and Energy                         |
| DSA                      | Deterministic Safety Analysis                             |
| DSE                      | Dossier de Système Élémentaire                            |
| DSSR                     | Duynefontyn Site Safety Report                            |
| DVN                      | Nuclear Auxiliary Building Ventilation System             |
| EAF                      | Environmentally Assisted Fatigue                          |
| EAS                      | Containment Spray System                                  |
| ECC                      | Emergency Control Centre                                  |
| ECMP                     | Environmental Condition Monitoring Programme              |
| EDF                      | Électricité de France                                     |
| EERI                     | External Event Response Initiative                        |
| EE-SRA                   | External Events Safety Reassessment                       |
| EF                       | Enhanced Fujita (Scale)                                   |
| EP                       | Emergency Plan  |
| EPD                      | Electronic Personal Dosimeter                             |
| EPP                      | Personnel Airlock and Equipment Hatch                     |
| EPR                      | Ethylene Propylene Rubber                                 |
| EPRI                     | Electric Power Research Institute                         |
| EPSOC                    | The Emergency Planning, Steering, and Oversight Committee |
| EPTB                     | Emergency Planning Technical Basis                        |
| EPZ                      | Emergency Planning Zone                                   |
| EQ                       | Equipment Qualification                                   |
| EQML                     | Equipment Qualification Master List                       |
| EQMM                     | Equipment Qualification Maintenance Manual                |
| ER                       | Equipment Reliability                                     |
| ERCR                     | Equipment Reliability Change Request                      |

| Abbreviation/<br>Trigram | Definition  |
|--------------------------|---|
| ESEP                     | Expedited Seismic Evaluation Process                                |
| ETE                      | Evacuation Time Estimate  |
| FAC                      | Flow-Accelerated Corrosion  |
| FAD                      | Airspace Danger Area  |
| FAR                      | Koeberg Nuclear Power Station's Restricted Airspace                 |
| FSF                      | Fundamental Safety Function   |
| FSP                      | Fundamental Safety Principle  |
| GCT                      | Turbine Bypass System   |
| GI                       | Global Issue  |
| GOR                      | General Operating Rule  |
| HELB                     | High-Energy Line Break  |
| HFE                      | Human Factors Engineering   |
| Hz                       | Hertz   |
| I&C                      | Instrumentation and Control   |
| IAEA                     | International Atomic Energy Agency                                  |
| ICCP                     | Impressed Current Cathodic Protection                               |
| IEC                      | International Electrotechnical Commission                           |
| IEEE                     | Institute of Electrical and Electronics Engineers                   |
| IER                      | Industry Event Report   |
| IGALL                    | International Generic Ageing Lessons Learned                        |
| IIP                      | Integrated Implementation Plan                                      |
| IKNEP                    | Integrated Koeberg Nuclear Emergency Preparedness and Response Plan |
| ILRT                     | Integrated Leak Rate Test   |
| IMS                      | Integrated Management System  |
| INPO                     | Institute of Nuclear Power Operations                               |
| INSAG                    | International Nuclear Safety Advisory Group                         |
| IPP                      | Integrated Preparation Plan   |
| ISI                      | In-Service Inspection   |
| ISIP                     | In-Service Inspection Programme                                     |
| ISIPRM                   | In-Service Inspection Programme Requirements Manual                 |
| ISTPRM                   | In-Service Testing Programme Requirements Manual                    |
| JPP                      | Firefighting Water Production System                                |
| JPS                      | Mobile Fire Protection Equipment                                    |

| <b>Abbreviation/<br/>Trigram</b> | <b>Definition</b>   |
|----------------------------------|---|
| KER                              | Monitoring and Discharge of Nuclear Island Liquid Radwaste  |
| KIT                              | Computer Data Processing and Monitoring System  |
| KLBM                             | Koeberg Licensing Basis Manual  |
| KLLF                             | Koeberg Licensing and Liaison Forum   |
| KM                               | Knowledge Management  |
| KNPS                             | Koeberg Nuclear Power Station   |
| KORC                             | Koeberg Operations Review Committee   |
| KPI                              | Key Performance Indicator   |
| KRT                              | Plant Radiation Monitoring System   |
| KSSR                             | Koeberg Site Safety Report  |
| kV                               | Kilovolt  |
| Lai                              | 230 V DC Production and Distribution  |
| LBi                              | 125 V DC Production and Distribution  |
| LCi                              | 48 V DC Production and Distribution   |
| LDA                              | 30 V DC Production and Distribution for Analog Control Supply   |
| LDRB                             | Low Damping Rubber Bearing  |
| LERF                             | Large Early Release Frequency   |
| LGi                              | LGA/D – 6,6 kV Unit Switchboards, LGB/C – 6,6 kV Service Switchboards, LGE/LGF – 6,6 kV Station Switchboards, LGI – 6,6 kV Common Switchboard |
| LGR                              | Supply via the Auxiliary Grid Transformer   |
| LHi                              | LHA/B/C – 6,6 kV Safeguard Diesel-Backed Switchboards   |
| LKi                              | LKA/B/C/D/E/F/G/H/J/L/S and LKM/I/K/N/P/X/Z – Non-Safeguard 380 V AC Switchboards   |
| LILW-SL                          | Low- and Intermediate-Level Waste – Short-Lived   |
| LLi                              | LLA/B/C/D/E/G/H/I/J/N/O – 380 V Safeguard Diesel-Backed Switchboards  |
| LLWB                             | Low-Level Waste Building  |
| LMA                              | Short-Break 220 V AC Network Unit Generation and Distribution   |
| LNE                              | No-Break 220V AC Power Generation and Distribution  |
| LOCA                             | Loss-of-Coolant Accident  |
| LOPP                             | Life of Plant Plan  |
| LTO                              | Long-Term Operation   |
| LV                               | Low Voltage   |
| MC                               | Metallic Components (ASME classification of subcomponents of the containment structure)   |

| <b>Abbreviation/<br/>Trigram</b> | <b>Definition</b>                                  |
|----------------------------------|--|
| MoA                              | Memorandum of Agreement                            |
| µSv/a                            | Microsievert per annum                             |
| mSv/a                            | Millisievert per annum                             |
| MSDF                             | Municipal Spatial Development Framework            |
| MSL                              | Mean Sea Level                                     |
| MSLB                             | Main Steam-Line Break                              |
| MV                               | Medium Voltage                                     |
| MW                               | Megawatt   |
| MWe                              | Megawatt electric                                  |
| NCRWM                            | National Committee on Radioactive Waste Management |
| Necsa                            | South African Nuclear Energy Corporation           |
| NEXCO                            | Nuclear Executive Committee                        |
| NIL                              | Nuclear Installation Licence                       |
| NNR                              | National Nuclear Regulator (the Regulator)         |
| NOU                              | Nuclear Operating Unit                             |
| NPP                              | Nuclear Power Plant                                |
| NRC                              | Nuclear Regulatory Commission                      |
| NRWDI                            | National Radioactive Waste Disposal Institute      |
| NSA                              | Nuclear Safety Assurance                           |
| NSC                              | Nuclear Safety Culture                             |
| NSRB                             | Nuclear Safety Review Board                        |
| NSRC                             | Nuclear Safety Review Committee                    |
| NSSS                             | Nuclear Steam Supply System                        |
| OBE                              | Operating Basis Earthquake                         |
| OE                               | Operating Experience                               |
| OEM                              | Original Equipment Manufacturer                    |
| OIL                              | Operational Intervention Level                     |
| OSG                              | Original Steam Generator                           |
| OSGISF                           | Original Steam Generator Interim Storage Facility  |
| OSP                              | Operational Safety-Related Programme               |
| OTS                              | Operating Technical Specifications                 |
| Pa                               | Pascal   |
| PAZ                              | Precautionary Action Planning Zone                 |

| Abbreviation/<br>Trigram | Definition                                      |
|--------------------------|---|
| PER                      | Pressure Equipment Regulations                  |
| PIE                      | Postulated Initiating Event                     |
| PM                       | Preventive Maintenance                          |
| POC                      | Programmes Oversight Committee                  |
| PSA                      | Probabilistic Safety Assessment                 |
| PSHA                     | Probabilistic Seismic Hazard Analysis           |
| PSR                      | Periodic Safety Review                          |
| PTR                      | Spent Fuel Pit Cooling System                   |
| PVC                      | Poly-Vinyl Chloride                             |
| PWR                      | Pressurised Water Reactor                       |
| PWSCC                    | Primary Water Stress Corrosion Cracking         |
| QA                       | Quality Assurance                               |
| RAR                      | Risk Assessment Report                          |
| RCCA                     | Rod Cluster Control Assembly                    |
| RCP                      | Reactor Coolant Pressure System                 |
| RCV                      | Chemical and Volume Control System              |
| RD                       | Requirements Document                           |
| RG                       | Regulatory Guide                                |
| RIS                      | Safety Injection System                         |
| RLE                      | Review-Level Earthquake                         |
| RPC                      | Radiation Protection Certificate                |
| RPE                      | Vent and Drain System                           |
| RPO                      | Radiation Protection Officer                    |
| RPR                      | Reactor Protection Logic System                 |
| RPV                      | Reactor Pressure Vessel                         |
| RPVH                     | Reactor Pressure Vessel Head                    |
| RPVI                     | Reactor Pressure Vessel Internal                |
| RRA                      | Residual Heat Removal System                    |
| RRI                      | Nuclear Component Cooling System                |
| RTP                      | Radioactive Waste (Radwaste) Tracking Programme |
| RVSP                     | Reactor Vessel Surveillance Programme           |
| SALTO                    | Safety Aspects of Long-Term Operation           |
| SAMG                     | Severe Accident Management Guideline            |



| <b>Abbreviation/<br/>Trigram</b> | <b>Definition</b>   |
|----------------------------------|---|
| SAR                              | Safety Analysis Report  |
| SBE                              | Equipment for Hot Maintenance Store and Laundries                   |
| SCEP                             | Safety Culture Enhancement Programme                                |
| SCO                              | Suitability for Continued Operation                                 |
| SDRG                             | Safety Documentation Review Group                                   |
| SEC                              | Essential Service Water System                                      |
| SED                              | Demineralised Water Distribution System                             |
| SEK                              | Monitoring and Discharge of Conventional Island                     |
| SF                               | Safety Factor   |
| SG                               | Steam Generator   |
| SGR                              | Steam Generator Replacement   |
| SOER                             | Significant Operating Event Report                                  |
| SPLUMA                           | Spatial Planning and Land Use Management Act                        |
| SRA                              | Safety Reassessment   |
| SRSM                             | Safety-Related Surveillance Manual                                  |
| SSC                              | System, Structure, Component  |
| SSE                              | Safe Shutdown Earthquake  |
| SSHAC                            | Senior Seismic Hazard Analysis Committee                            |
| SSR                              | Site Safety Report  |
| SVA                              | Auxiliary Steam Distribution System                                 |
| TEG                              | Gaseous Waste Treatment System                                      |
| TEP                              | Boron Recycle System  |
| TEU                              | Liquid Waste Treatment System                                       |
| THA                              | Tsunami Hazard Assessment   |
| TISF                             | Transient Interim Storage Facility                                  |
| TLAA                             | Time-Limited Ageing Analysis  |
| TLD                              | Thermoluminescent Dosimeter   |
| TOMP                             | Technological Obsolescence Management Programme                     |
| TOP                              | Technological Obsolescence Programme                                |
| TPU                              | Thermal Power Uprate  |
| TSC                              | Technical Support Centre  |
| UCP                              | Upper Core Plate  |
| UNSCEAR                          | United Nations Special Committee on the Effects of Atomic Radiation |

| <b>Abbreviation/<br/>Trigram</b> | <b>Definition</b>                                |
|----------------------------------|--|
| UPZ                              | Urgent Protective Action Planning Zone           |
| WANO                             | World Association of Nuclear Operators           |
| WBC                              | Whole-Body Counter                               |
| WENRA                            | Western European Nuclear Regulators' Association |
| XCA                              | Auxiliary Boiler System                          |
| XLPE                             | Cross-Linked Polyethylene                        |

## **4.3 References**

### **4.3.1 Normative**

- [1] ██████████ Design Report – SGR System Design
- [2] ██████████ CSB for Fuel Storage Casks
- [3] 235-54: Radiological Protection Licensing Requirements for Koeberg Nuclear Power Station
- [4] 238-101: Quality and Safety Management Requirements for Nuclear Supplier Level 1
- [5] 238-102: Quality and Safety Management Requirements for Nuclear Supplier Level 2
- [6] 238-19: Generation Division Radiation Protection Manual
- [7] 238-219: Level 1 Supplier Safety Culture Enhancement Programme (SCEP) Requirements
- [8] 238-28: Nuclear Safety Management Programme
- [9] 238-34: Optimisation of Radiation Protection
- [10] 238-35: Radiation Protection Dose and Risk Limits
- [11] 238-36: Operational Radiation Protection Requirement
- [12] 238-38: Radiation Protection Requirements for Baggage Inspection X-Ray Devices
- [13] 238-39: Requirements for Safe Use of Industrial Gauges Containing Radioactive Sources
- [14] 238-40: Radiation Protection Requirements for Industrial Radiography
- [15] 238-42: Radiation Dosimetry Requirements
- [16] 238-43: Requirements for Radiation Workers
- [17] 238-44: Requirements for Radiological Surveillance Instrumentation
- [18] 238-46: Requirements for the Safety, Security and Control of Radioactive Sources
- [19] 238-47: Environmental Surveillance Requirements
- [20] 238-48: Thermoluminescence Dosimetry Requirements
- [21] 238-49: Liquid and Gaseous Effluent Management Requirements for KNPS
- [22] 238-51: Spent Fuel Management Strategy
- [23] 238-52: Emergency Planning Meteorological Requirements for Nuclear Installations
- [24] 238-53: Emergency Preparedness and Response Requirements for Nuclear Installations
- [25] 238-54: Radiation Protection Licensing Requirements for Koeberg Nuclear Power Station
- [26] 238-6: Standard for Nuclear Documentation and Records Management Requirements

- [27] 238-8: Nuclear Safety and Quality Management Manual
- [28] 240-100984199: Koeberg Long-Term Operating (LTO) Methodology
- [29] 240-101650256: Koeberg Ageing Management Matrix
- [30] 240-106374672: SE 35244: Koeberg Pre-SALTO Self-Assessment Report
- [31] 240-108035478: The Eskom Nuclear Objectives
- [32] 240-110745414: Standard for the In-Service Inspection Programme at Koeberg Nuclear Power Station
- [33] 240-113228853: Koeberg Solid Radioactive Waste Management Plans
- [34] 240-119362012: Fourth Interval In-Service Inspection Programme Requirements Manual (ISIPRM) for Koeberg Nuclear Power Station
- [35] 240-119744497: Control of the Safety Analysis Report (KAA-697)
- [36] 240-123782330: NOU Workforce Plan
- [37] 240-125122792: Koeberg Safety Aspects of Long-Term Operation (SALTO) Ageing Management Evaluation Process and Revalidation of the Time-Limited Ageing Analyses
- [38] 240-125839632: Koeberg Long-Term Operating (LTO) Scoping Methodology
- [39] 240-130611911: Environmental Qualification Requirements for Safety-related Equipment Located in Mild Environments
- [40] 240-131691121: Internal and External Communications Procedure
- [41] 240-132364298: Initial List of Time-Limited Ageing Analyses for Koeberg Nuclear Power Station
- [42] 240-134382460: PSR Basis Document (3<sup>rd</sup> Periodic Safety Review for Koeberg Power Station)
- [43] 240-139089079: Programmes Oversight Committee – Terms of Reference
- [44] 240-143370657: SRSM Change Process
- [45] 240-143604773: Safety Screening and Evaluation Process (KAA-709)
- [46] 240-143890978: Design Template
- [47] 240-146686589: Nuclear Engineering Knowledge Management Standard
- [48] 240-148905483: Groundwater Protection Programme Requirements Manual
- [49] 240-149081050: Control of The Operating Technical Specification
- [50] 240-149139512: Ageing Management Requirements for Koeberg Nuclear Power Station
- [51] 240-150483693: Ageing Management Programmes List

- [52] 240-155036632: Radioactive Waste Management Plan – KNPS Steam Generator Disposal
- [53] 240-155832775: Equipment Qualification Master List (EQML) for Harsh Environment
- [54] 240-156938857: Human Resources Position Strategy for Long-Term Operation
- [55] 240-156945472: SALTO Ageing Management Assessment Report (Interim)
- [56] 240-157754316: Structure and Content of the Safety Case
- [57] 240-158601129: Eskom Koeberg Nuclear Safety Culture Report
- [58] 240-160476801, Feasibility Study for Hydrazine Reduction at KNPS
- [59] 240-160677773: Koeberg Seismic Re-Evaluation Strategy
- [60] 240-160692496: Long-Term Operation Programme Management Manual
- [61] 240-161608045: KNPS 3<sup>rd</sup> Periodic Safety Review Report, Safety Factor 1: Plant Design
- [62] 240-161608463: KNPS 3<sup>rd</sup> Periodic Safety Review Report, Safety Factor 5: Deterministic Safety Analysis
- [63] 240-161608557: KNPS 3<sup>rd</sup> Periodic Safety Review Report, Safety Factor 6: Probabilistic Safety Assessment
- [64] 240-161608617: KNPS 3<sup>rd</sup> Periodic Safety Review Report, Safety Factor 7: Hazard Analysis
- [65] 240-161608663: KNPS 3<sup>rd</sup> Periodic Safety Review, Safety Factor 8 Part 2: Safety Performance (RP)
- [66] 240-161608733: KNPS 3<sup>rd</sup> Periodic Safety Review Report, Safety Factor 9: Use of Experience and Research Findings
- [67] 240-161609011: KNPS 3<sup>rd</sup> Periodic Safety Review Report, Safety Factor 10: Organisation, Management System, and Safety Culture
- [68] 240-161609178: KNPS 3<sup>rd</sup> Periodic Safety Review Report, Safety Factor 12: Human Factors
- [69] 240-161609494: KNPS 3<sup>rd</sup> Periodic Safety Review Report, Safety Factor 14: Radiological Impact on the Environment
- [70] 240-161609577: KNPS 3<sup>rd</sup> Periodic Safety Review, Safety Factor 13: Emergency Planning
- [71] 240-163373725: KNPS 3<sup>rd</sup> Periodic Safety Review Report, Safety Factor 8 part 1: Safety Performance
- [72] 240-164451698: Services Required for Feasibility Studies and Concept Design for Alternative Chlorine Regime
- [73] 240-164487877: Koeberg SALTO Advance Information Pack (AIP) 2022

- [74] 240-164966115; Ageing Management Programme for Switchboards, Associated Switchgear Components, and Metal Enclosures
- [75] 240-165386950: (Environmental Condition Monitoring Programme (ECMP))
- [76] 240-166828385: Cable Master List [REDACTED]
- [77] 240-167217822: Updated Annual Authorised Discharge Quantities for KNPS
- [78] [REDACTED]
- [79] 240-64602879: Nuclear Operating Unit Structure and Mandates
- [80] 240-86502715: Processing Minor Modifications
- [81] 240-88257644: Nuclear Engineering Functional Organisational Structure
- [82] 240-89294359: Nuclear Safety, Seismic, Environmental, Quality, Importance and Management System Level Classification Standard (KSA-010)
- [83] 240-97087308: In-Service Testing Programme Requirements Manual (ISTPRM)
- [84] 32-1034: Eskom Procurement and Supply Chain Management Procedure
- [85] 32-226: Requirement and Rules for Radiation Protection and the Safety of Radiation Source
- [86] 32-227: Radiation Protection and the Safety of Radiation Sources Policy
- [87] 32-727: Eskom Safety, Health, and Environmental Policy
- [88] 32-83: Eskom Nuclear Management Policy
- [89] [REDACTED]
- [90] [REDACTED]
- [91] 331-127: Cable Ageing Management Programme at Koeberg
- [92] 331-143: Equivalency Study Process to Change the Plant
- [93] 331-144: Standard for the Preparation of an Equivalency Study
- [94] 331-146: Technological Obsolescence Management Programme
- [95] 331-148: Programme Engineer's Guide
- [96] 331-155: The Equivalency Guide
- [97] 331-165: Nuclear Specification Standard
- [98] 331-186: Equipment Qualification Programme Standard
- [99] 331-187: Equipment Qualification Process and Responsibilities



[123] [REDACTED]

[124] [REDACTED]

[125] EERT-12-024-RPT: Earthquake and Tsunami with Induced Events

[126] K08016VAR: Koeberg Plant Life Extension (PLEX)

[127] KAA-501: Project Management Process for Koeberg Nuclear Power Station Modifications

[128] KAA-503: Modifications to Simulator

[129] KAA-584: Radiation Instrument Management

[130] KAA-595: Control of Chemistry Instrumentation, Analysers, and Equipment

[131] KAA-597: Environmental Surveillance Programme)

[132] KAA-611: Emergency Mustering, Accountability and Evacuation

[133] KAA-632: ALARA Programme

[134] KAA-633: Control of Radioactive Sources and X-Ray Equipment

[135] KAA-634: Responsibilities for the Radioactive Material Control Programme

[136] KAA-637: Access Control to Radiological Controlled Zones

[137] KAA-640: Control of Items Leaving Site for Repair or Service

[138] KAA-679: Control of the Measuring and Test Equipment at Koeberg Nuclear Power Station

[139] KAA-688: Corrective Action Process

[140] KAA-721: Online Work Management Process

[141] KAA-811: Integrated Koeberg Nuclear Emergency Plan (IKNEP)

[142] KAA-826: Plant Health Committee (PHC) Constitution

[143] KAA-829: Development of an Outage Plan

[144] KAA-850: Koeberg Nuclear Power Station Safety Culture Enhancement Programme

[145] KAA-857: Management and Oversight of the Full Scope Operator Training Simulators at Koeberg Nuclear Power Station

[146] KAA-865: Human Performance Programme

[147] KAA-913: Integrated Equipment Reliability Process

[148] KAD-025: Processing of Operating Experience

[149] KAG-001: Emergency Exercise Management and Assessment



- [150] KAG-003: Maintenance and Inventory Control of the Emergency Management Facilities and Equipment
- [151] KAG-006: Koeberg Meteorological Programme
- [152] KAH-002: Radiation Surveillance Programme
- [153] KBA0022CHEMJUSTIF2: Justification for the Koeberg NPS Chemistry Operating Specifications
- [154] KBA0022CHEMSPEC00: Chemistry Specification Manual
- [155] KBA-0022-N-NEPO-LOPP-068; Plant Engineering Life of Plant Plan 6,6 kV System Maintenance Regime
- [156] KBA0022OTS0000001: Operating Technical Specifications
- [157] KBA0022SRSM00000: Safety-Related Surveillance Manual
- [158] KEP-I-002: Operating Instructions for Emergency Plan Communications Equipment
- [159] KEP-I-014: Operation, Use and Availability of Emergency Plan Portable Instrumentation and Equipment
- [160] KFC-AC-008: Instrument Defect Form
- [161] KFQ-ML-001: Equipment Control Form
- [162] KFT-072: Simulator Availability
- [163] KGA-029: Safety Justification Preparation
- [164] KGA-035: Processing of Experience Feedback Received through the EDF Cooperation Agreement
- [165] KGH-004, Radiation Protection Management of Operating Experience Feedback
- [166] KGH-010, Radiation Protection Response to Incidents / Alarms
- [167] KGT-025: Simulator Maintenance, Access, Operation and Initial Conditions and the Training and Authorisation of Simulator Operators
- [168] KGT-055: General Radiation Protection Training Guide
- [169] KGT-056: Radiation Protection Department Training Programme Guide
- [170] KLA-005: Koeberg Event Classification and Reporting Criteria Listing
- [171] Koeberg Safety Analysis Report
- [172] KSA-048: Management of the Solid Radioactive Waste Programme
- [173] KSA-055, Requirements for the Medical and Psychological Surveillance and Control Programme

- [174] KSA-122: Human Performance Tools
- [175] KSA-913: Integrated Equipment Reliability Standard
- [176] KSC-003: Water Chemistry Programme
- [177] KSH-008: Radiation Protection Records, Data, and Information Management
- [178] KSH-010: Functional Responsibilities for Radiation Protection at Koeberg Operating Unit
- [179] KSH-011: Radiation Protection Certificate (RPC) Programme Requirements
- [180] KSH-012: Radiation Protection Standards and Expectations
- [181] KSM-LIC-001: Requirements for the Control of Maintenance
- [182] KWC-AC-002: Maintenance and Service of Analytical Chemistry Laboratory Equipment and Instrumentation
- [183] KWH-AL-004, Radiation Protection Formal ALARA Programme Criteria, Actions and Documentation
- [184] KWH-B-014: Dosimetry Quality Control Programme
- [185] KWH-B-015: External Dosimetry Control
- [186] KWH-B-016: Operation, Calibration and Use of The Koeberg Whole Body Counters and the H-3 in Urine Analysis Programme
- [187] KWH-B-017: TLD Processing and Dose Record Updating
- [188] KWH-S-007: Leakage Tests on Sealed Radioactive Sources
- [189] KWH-S-015: Airborne Contamination Surveys
- [190] KWH-S-021: Access Control
- [191] KWH-S-025: Containment Entries at Red Zone or Radiation Protection Locked Zone Conditions Including Emergency Entries into all Controlled Zones
- [192] KWH-S-033: Processing and Administration of Solid Radwaste
- [193] KWH-S-037: Classification of Solid Radioactive Materials and the Acceptable On- and Off-Site Packaging Requirements for Such Materials
- [194] KWH-S-041: Radiation Protection Source Control
- [195] KWH-S-043: Control of Red Radiation Zones and Radiation Protection Locked Zones
- [196] KWH-S-045: Radiation Protection Requirements for Industrial Radiography on Site
- [197] KWH-S-046: Radiation Protection Requirements for Use of Soil Moisture and Density Gauge Sources
- [198] KWH-S-047, Implementation of the Radioactive Material Control Programme

- [199] KWH-S-048: Signposting and Barricading in Radiological Controlled Zones
- [200] KWW-TES-003: Encapsulation of Radioactive Water Filters in Concrete Drums
- [201] KWW-TES-009: Compacting Low-Level Waste into 210 Litre Steel Drums
- [202] KWW-TES-010: Final Capping of Concrete Drums
- [203] KWW-TES-011: Encapsulation of Radioactive Concentrates in Concrete Drums
- [204] KWW-TES-020: Encapsulation of Radioactive Sludge in Concrete Drums
- [205] KWW-TES-021: Encapsulation of Non-Compactable Radioactive Waste in Concrete Drums
- [206] KWW-TES-024: Drumming of Non-Compactable Waste in Steel Drums
- [207] L1124-GN-RPT-018: Time-Limited Ageing Analysis Based on Initial Environmental Qualification
- [208] NIL-44 Variation 1: Original Steam Generator Interim Storage Facility (OSGISF)
- [209] NSIP 03111: Duynefontyn Site Safety Report (DSSR)
- [210] ██████████ A Revised Methodology to Assess the Ionising Radiation Dose for Members of the Public from Normal Operation at the Duynefontyn Site
- [211] PSA22-0010: Impact of 60 Years of KNPS Operation Life with Projected Population to the Year 2046 on NNR Average Public Risk Margin
- [212] PSA-R-T-15-01: Spent fuel pool PSA
- [213] PSA-R-T-15-08: Risk Assessment of Additional Metal Casks
- [214] PSA-R-T-16-22: Impact Evaluation of Outdated Population Data Used in PSA Studies.
- [215] PSA-R-T-16-23: Reassessment of Current Koeberg Emergency Planning Technical Basis (EPTB) for Long-Term Operation
- [216] ██████████ Risk Assessment Report
- [217] RPG-001: Radiation Worker Training Course
- [218] SE38545: Review of the Interim Regulatory Guide on Ageing Management and Long-Term Operations of Nuclear Power Plant (RG-0027 Rev 0) Against the Current Plant Ageing Management Processes
- [219] SGR/1274/16: Assessment of Radioactivity Concentrations in Reactor Coolant System following Steam Generator Replacement and the associated effects thereof

#### **4.3.2 Informative**

- [220] ANSI 3.5 1998: Nuclear Power Plant Simulators for Use in Operator Training and Examination

- [221] ANSI 51.1-1983: Nuclear Safety Criteria for the Design of Stationary Pressurised Water
- [222] ANSI B 18.2-1973: Nuclear Safety Criteria for the Design of Stationary Pressurised Water Reactor Plants
- [223] ANSI/ANS 57.2-1983: Design Requirements for Light Water Reactor Spent Fuel Storage Facilities at Nuclear Power Plants
- [224] ANSI/ANS 58.8-1994: Time Response Design Criteria for Safety-Related Operator Design Criteria Actions
- [225] ASCE/SEI 43-05: Seismic Design Criteria for Structures, Systems, and Components in Nuclear Facilities
- [226] City of Cape Town: Municipal Spatial Development Framework
- [227] Department of Mineral Resources and Energy: National Nuclear Disaster Management Plan
- [228] Department of Mineral Resources and Energy: Nuclear Energy Policy for the Republic of South Africa
- [229] Department of Mineral Resources and Energy: Radioactive Waste Management Policy and Strategy for the Republic of South Africa
- [230] Department of Minerals and Energy (DME), R. 266, Regulations on the Long-Term Operation of Nuclear Installations
- [231] Government Gazette 1999: National Nuclear Regulator Act, Act 47 of 1999. Gazette No: 20760
- [232] Government Gazette No. 34735: Department of Energy, Regulations on licensing of sites for new nuclear installations (Regulation No. R.927).
- [233] IAEA GSR Part 3, Radiation Protection and Safety of Radiation Sources: International Basic Safety Standards
- [234] IAEA GSR Part 5: Predisposal Management of Radioactive Waste
- [235] IAEA GSR: Part 4: Safety Assessment for Facilities and Activities
- [236] IAEA INSAG 13: International Nuclear Safety Advisory Group, Management of Operational Safety in Nuclear Power Plants
- [237] IAEA INSAG-10: Defence-in-Depth in Nuclear Safety
- [238] IAEA NP-T-3.20: Buried and Underground Piping and Tank Ageing Management for Nuclear Power Plants
- [239] IAEA NS-G-2.10: Development and Application of Level 1 Probabilistic Safety Assessment for Nuclear Power Plants

- [240] IAEA NS-G-2.8: Recruitment, Qualification and Training of Personnel for Nuclear Power Plants
- [241] IAEA PRIS: Power Reactor Information System, 2022
- [242] IAEA Safety Glossary – 2018 Edition
- [243] IAEA Safety Report Series No. 82 (Rev. 1), Ageing Management for Nuclear Power Plants: International Generic Ageing Lessons Learned (IGALL)
- [244] IAEA Safety Report Series No. 92. Consideration of External Hazards in Probabilistic Safety Assessment for Single Unit and Multi-Unit Nuclear
- [245] IAEA Safety Standard Series No. GSR Part 3: Radiation Protection and Safety of Radiation Sources
- [246] IAEA Safety Standards Series No. GSR Part 7: Preparedness and Response for a Nuclear or Radiological Emergency
- [247] IAEA SRS-46: Assessment of Defence-in-depth for Nuclear Power Plants
- [248] IAEA SRS-65: Application of Configuration in Nuclear Power Plants
- [249] IAEA SSG-13: Chemistry Programme for Water Cooled Nuclear Power plants
- [250] IAEA SSG-18: Meteorological and Hydrological Hazards in Site Evaluation for Nuclear Installations
- [251] IAEA SSG-25: Periodic Safety Review for Nuclear Power Plants
- [252] IAEA SSG-48: Ageing Management and Development of a Programme for Long-Term Operation of Nuclear Power Plants
- [253] IAEA SSR-2/1: Safety of Nuclear Power Plants: Design
- [254] IAEA SSR-2/2: Safety of Nuclear Power Plants: Commissioning and Operation
- [255] IAEA SSR-6: Regulations for the Safe Transport of Radioactive Material Specific Safety Requirements
- [256] IAEA TECDOC-1309: Cost Drivers for the Assessment of Nuclear Power Plant Life Extension
- [257] IAEA TECDOC-1335: Configuration in Nuclear Power Plants
- [258] IAEA TECDOC-1344: Standard for Categorization of Radioactive Sources
- [259] IAEA-TECDOC-1791: Considerations on the Application of the IAEA Safety Requirements for the Design of Nuclear Power Plants
- [260] IEEE 60780-323:2016: Nuclear Facilities – Electrical Equipment Important to Safety – Qualification

- [261] IEEE-279-1971: Criteria for Protection Systems for Nuclear Power Generating Stations
- [262] IEEE-323-1974: IEEE Standard for Qualifying Class 1E Equipment for Nuclear Power Generating Stations
- [263] INPO 12-012: Traits of a Healthy Nuclear Safety Culture
- [264] INPO 17-004: Principles for Excellence in Nuclear Supplier
- [265] ISO 9001: Quality Management Systems Requirements
- [266] Memorandum of Agreement between Eskom Holdings Ltd and the Western Cape Provincial Government, and the City of Cape Town
- [267] National Environmental Management Act 107 of 1998
- [268] National Environmental Management: Integrated Coastal Management Act 24 of 2008, Section 69
- [269] NEA No. 7248: Implementation of Defence-in-Depth at Nuclear Power Plants, 2016
- [270] NEI 09-14 (2013), Guideline for the Management of Buried Piping Integrity
- [271] NNR LD-1020: Radiation Dose Limitation at Koeberg Nuclear Power Station
- [272] NNR LD-1093: Requirements for the Full Scope Operator Training Simulator at Koeberg Nuclear Power Station
- [273] NNR NIL-01 Variation 19: Koeberg Nuclear Installation Licence
- [274] NNR R388: Safety Standards and Regulatory Practices (SSRP)
- [275] NNR RD-0014: Emergency Preparedness and Response Requirements for Nuclear Installations
- [276] NNR RD-0022: Radiation Dose Limitation at Koeberg Nuclear Power Station
- [277] NNR RD-0024: Requirements on Risk Assessment and Compliance with Principal Safety Criteria for Nuclear Installations
- [278] NNR RD-0034: Quality and Safety Management Requirements for Nuclear Installations
- [279] NNR RG-0007: Regulatory Guide – Management of Safety
- [280] NNR RG-0011: Interim Guidance for the Siting of Nuclear Facilities.
- [281] NNR RG-0019: Guidance on the Safety Assessments of Nuclear Facilities
- [282] NNR RG-0027: Interim Regulatory Guide Ageing Management and Long-Term Operations of Nuclear Power Plants
- [283] NNR RG-0028: Interim Regulatory Guide Periodic Safety Review of Nuclear Power Stations
- [284] NRC, NUREG/KM-0009: Historical Review and Observations of Defence-in-Depth, 2016

- [285] Provincial Disaster Management Centre 2016, Preparedness Plan: Nuclear Emergencies at Koeberg Nuclear Power Station
- [286] SSRP R388: Regulation in terms of Section 36 (read with National Nuclear Regulatory Act)
- [287] US NRC 10 CFR 50: Domestic Licensing of Production and Utilisation Facilities
- [288] WANO GP ATL-11-005: Excellence in the Design and Management of Design and Operating Margins
- [289] WASH-1250-1973: The Safety of Nuclear Power Reactors and Related Facilities

## **5.0 Long-term Operation of Nuclear Power Plants Requirements Framework**

The section defines the main national regulations that contain the requirements for LTO, and main international safety standards used for the LTO assessment of the facility. The exhaustive list of regulations and standards applicable to the LTO assessments is listed in [§ 4.3](#) of the document.

### **5.1 National Requirements**

#### **5.1.1 Acts**

- National Nuclear Regulator Act, NNR Act 47 of 1999
- Occupational Health and Safety Act, Act No.85 of 1993 and Regulations
- National Environmental Management Act, Act No. 107 of 1998
- National Key Point Act, Act No. 102 of 1980

#### **5.1.2 Regulations**

- Department of Minerals Resources and Energy, Regulations on the Long-Term Operation (LTO) of Nuclear Installations, Regulation, R266
- Department of Minerals and Energy, Regulations on Safety Standards and Regulatory Practices, R388

#### **5.1.3 Regulatory Documents (RDs) and Regulatory Guides (RGs)**

- NNR RD-0014, Emergency Preparedness and Response Requirements for Nuclear Installations
- NNR RD-0022, Dose Limitations for Koeberg Nuclear Power Station
- NNR RD-0024, Requirements on Risk Assessment and Compliance with Principal Safety Criteria for Nuclear Installations
- NNR RG-0019, Interim Regulatory Guide: Interim Guidance on Safety Assessments of Nuclear Facilities
- NNR RG-0027, Ageing Management and Long-Term Operations of Nuclear Power Plants
- NNR RG-0028, Interim Regulatory Guide: Periodic Safety Review of Nuclear Power Plants

### **5.2 International Safety Standards**

- IAEA, Radiation Protection and Safety of Radiation Sources: International Basic Safety Standards, GSR Part 3



- IAEA, General Safety Regulations, Safety Assessment for Facilities and Activities, GSR Parts 4
- IAEA, General Safety Regulations, Preparedness and Response for a Nuclear or Radiological Emergency, GSR Part 7
- IAEA, Specific Safety Report, Safety of Nuclear Power Plants: Design, SSR 2/1
- IAEA, Specific Safety Report, Safety of Nuclear Power Plants: Commissioning and Operation, SSR 2/2
- IAEA, Specific Safety Report, Site Evaluation for Nuclear Installation, SSR 1
- IAEA, Specific Safety Guide, Ageing Management and Development of a Programme for Long-term Operation of Nuclear Power Plant, SSG-048
- IAEA, Specific Safety Guide, Periodic Review of Nuclear Power Plant, SSG-025

## **6.0 Scope of the LTO Assessments**

Based on the regulatory LTO requirements, the section details the limitations related to the operation of the current facility. It provides the basis for the LTO assessments required for the justification of LTO and provides an overview of the LTO programme for the assessment activities.

### **6.1 Limitations Related to the Facility**

#### **6.1.1 Design Service Life Limitation**

The Koeberg site consists of two pressurised water reactor units constructed between 1976 and 1985. The first unit (Unit 1) was commissioned for commercial operation in 1984 and the second (Unit 2) in 1985. The safety analysis report for the facility indicates that the nuclear steam supply system (NSSS) has been designed to withstand all transients anticipated during the 40-year service life of each unit, assuming an 80% load factor. The 40-year service life ends in July 2024 and November 2025 for Unit 1 and Unit 2, respectively.

Design codes and standards have improved since the construction of Koeberg more than 40 years ago. Until the third PSR, the design of the facility had not been comprehensively reviewed against the current codes and standards, except during plant modifications, which are performed utilising applicable modern codes and standards. Therefore, to ensure safe LTO, there is a need to determine the safety of the facility and the extent to which the facility conforms to national and international standards and codes.

The Koeberg nuclear safety policy objectives include commitments to continuously improve the safety of the plant, and it has adopted the IAEA safety reassessment process to routinely review the plant against a credible referential and not to rely on regulatory requirements to drive plant safety

improvements. Électricité de France (EDF) [REDACTED]  
[REDACTED]  
[REDACTED]

is used to form the basis for many of the technical decisions and the general operating rules (GORs) employed at Koeberg. Eskom is affiliated to nuclear agencies such as the Institute of Nuclear Power Operations (INPO), the World Association of Nuclear Operators (WANO), and EPRI, among others, and, thus, follows and implements WANO/INPO lessons learnt through formal WANO peer reviews, and assessing significant operating event reports (SOERs), etc. to improve the safety of the plant.

Therefore, plant changes have been performed throughout the life of the facility to address lessons learnt from operational experience and ensure that plant design remains current and in line with modern safety standards and in accordance with Eskom's asset management strategy.

### **6.1.2 Ageing Management Philosophies Improvements**

Since the commissioning of the plant, ageing management philosophies to manage the ageing effects of SSCs have improved. Koeberg has been improving the ageing management programmes mainly as a result of operating experience. However, in order to ensure safe LTO, the current ageing management framework at Koeberg requires assessment to ensure that it is in line with international good practices applicable to the management of important safety SSCs.

### **6.1.3 Installation Licence Limitation**

The nuclear installation licence (NIL-01 Variation 19), which stipulates conditions of operation for the facility, is valid until 21 July 2024, unless amended for subsequent licensing stages, including LTO, or varied, suspended, or revoked. Therefore, Eskom must obtain licence approval from the NNR to continue operations beyond the 40-year life. This safety case supports an additional 20 years, from 2024 to 2044 (Unit 1) and 2045 (Unit 2).

## **6.2 Requirements for the LTO Justification Safety Case**

Generally, a safety case for long-term operation describes the nuclear and radiological risks associated with the operation of the facility beyond established time frames. The safety analysis report describes the risk in terms of the hazards presented by the facility, the site, and the modes of operation, including potential faults or accidents, and the practicable measures that need to be implemented to prevent or minimise the harm. It demonstrates that provisions have been made to either eliminate or mitigate the risks such that the public and the environment will not be subjected to undue risk due to the operations. Safety assessments must be performed to identify the risks and determine the provisions required to eliminate or mitigate the risks.

In terms of the 'Regulations on the Long-Term Operation of Nuclear Installations' (Department of Minerals and Energy (DME), R. 266) [\[230\]](#), any licensee wishing to operate a nuclear installation beyond an established time frame defined in the respective nuclear installation licence [\[273\]](#) shall

lodge an application to operate the respective nuclear installation beyond an established time frame. Such application shall be supported by a safety case to demonstrate continued safe operation of the nuclear installation for the period of LTO, addressing requirements as stipulated in the LTO regulations [230]; that is, the safety case shall, among others:

- demonstrate compliance with relevant regulatory safety criteria and requirements;
- base the application on the results of a safety analysis, with due consideration of the ageing of SSCs;
- provide an overall assessment of the safety of the nuclear installation and justification for continued safe operation;
- demonstrate availability of financial and human resources, as well as knowledge management; and
- include the necessary safety improvements in the application, including refurbishment, provision of additional structures, systems, and components, additional safety analyses, and engineering justifications, to ensure that the licensing basis remains valid during the LTO period.

Therefore, based on the requirements mentioned above, the scope of the LTO preparation activities included the following:

- Safety assessments specifically related to the management of ageing of the plant beyond the original established time frame set by NIL-01 Variation 19
- Periodic safety reviews to determine the suitability of the plant for continued operation, including LTO
- Plant changes required to manage the effect of ageing of the plant and those changes needed to ensure that equipment qualification remains valid for the intended period of LTO
- Assessments related to the impact of LTO on other safety-related programmes associated with the protection of the public and the environment

The LTO assessments were performed using current national regulatory requirements and international standards and codes.

The programme for the LTO preparation activities was developed in accordance with the requirements of the regulatory guidance, which clearly states what should be included in the LTO safety case. Therefore, the scope of the safety case addresses all the requirements listed in the LTO regulations using the guidance in RG-0027 and, hence, ensures that there is no undue risk to the workers, the public, or the environment.

The safety case sets expectations and guidance for the processes that will be used in the future if the hazards are to be adequately controlled.

This safety case aims to demonstrate that the design basis, the design of the plant, and the ageing management philosophy are adequate for continued operation. In addition, it demonstrates that adequate organisational provisions, skills and expertise, and management systems are in place to support safe LTO.

### 6.3 Overview of the LTO Assessments Programme

An LTO programme for the preparation activities was developed based on the licensing framework and the regulatory requirements. An overview of the LTO assessments programme based on the requirements of RG-0027 (*Interim Regulatory Guide – Ageing Management and Long-Term Operations of Nuclear Power Plants*) [282] is depicted in Figure 6-1. A detailed description of the scope of these assessments is given in § 7.0.

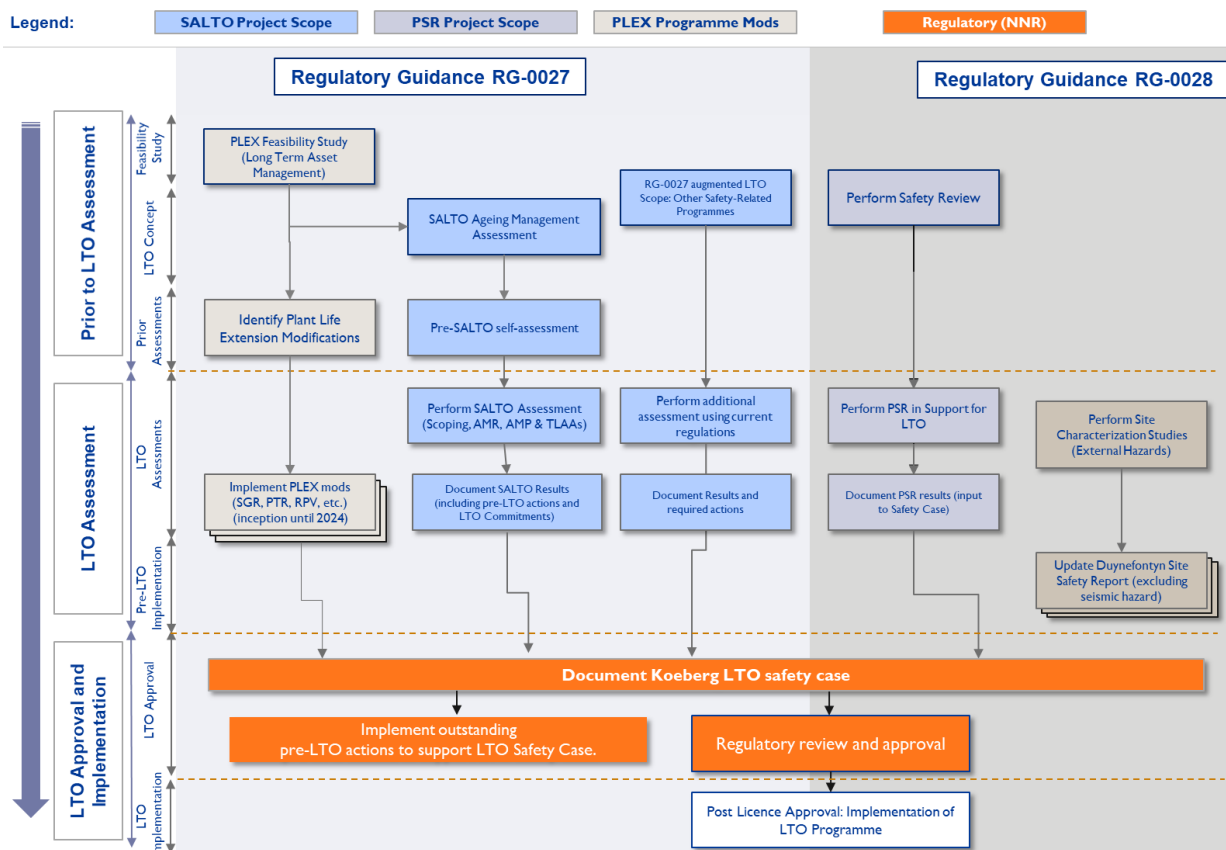


Figure 6-1: LTO Assessment Activities

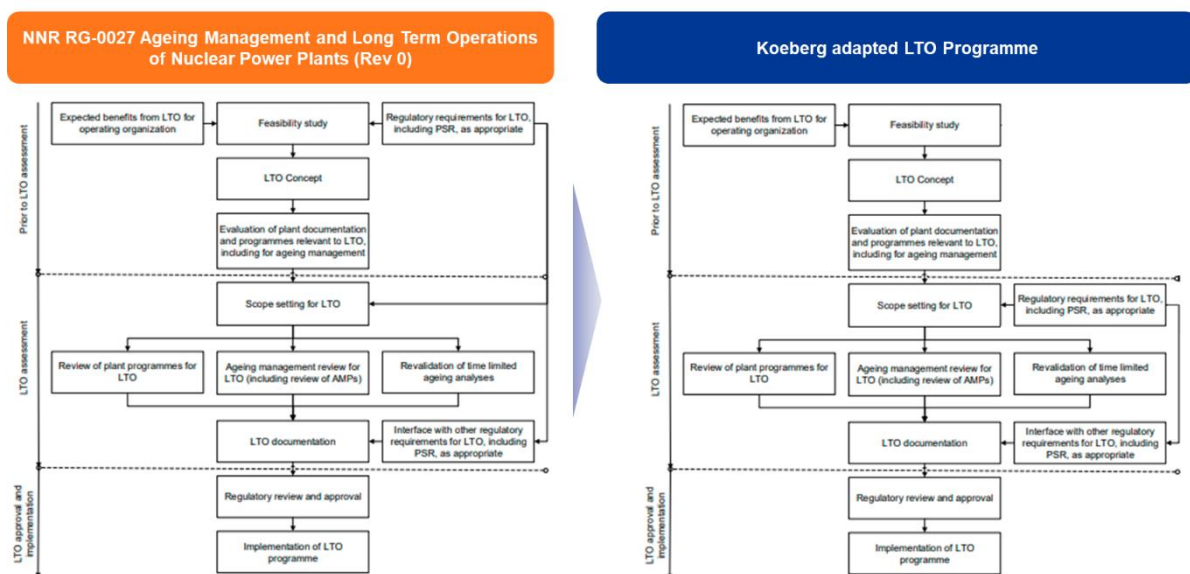
### 7.0 Description of the LTO Assessment Activities

The purpose of the section is to further describe the LTO assessment activities introduced in § 6.3, to describe their objectives, and – where applicable – to discuss the integration of these activities.

The LTO methodology is aligned with the requirements of RG-0027, except for the PSR, which was conducted in the assessment phase instead of the pre-LTO assessment phase; refer to [Figure 7-1](#) for the adaptation. The adaptation of the methodology was accepted by the NNR.

The ageing management assessments commenced prior to the PSR. [REDACTED]

[REDACTED] is important for the justification of safe LTO, the details are discussed in the relevant subsections of [§ 9.0](#).



**Figure 7-1: Comparison Between RG-0027 LTO Assessments and Koeberg-adapted LTO Assessments**

### 7.1 Plant Life Extension Feasibility Studies

The feasibility study was undertaken to address strategic elements, such as the need for electrical power, an economic assessment, and issues concerning diversity in supply, considering that nuclear safety took precedence over electricity production. The feasibility study followed an internationally accepted approach and methodology documented in the IAEA-TECDOC-1309 (*Cost Drivers for the Assessment of Nuclear Power Plant Life Extension*) [256]. The objective of the feasibility study was to determine which plant modifications were required to safely and reliably extend the life of Koeberg and for continued operation to remain viable. The feasibility study is detailed in K08016VAR (*Koeberg Plant Life Extension*) [126], and the outcomes of the study are discussed in [§ 9.4.1](#).

## **7.2 Periodic Safety Review**

A PSR is a comprehensive review of all aspects important for safety, carried out at regular intervals, and is used in support of the decision-making process for long-term operation. It provides an effective means to obtain an overall view of actual plant safety and the quality of the safety documentation and to determine reasonable and practical safety improvements needed for an acceptably high level of safety.

In accordance with IAEA SSG-025 (*Periodic Safety Review for Nuclear Power Plants*) [\[251\]](#), the objective of a PSR is to determine the following by means of a comprehensive assessment:

- The adequacy and effectiveness of the arrangements and the SSCs that are in place to ensure plant safety until the end of planned operation
- The extent to which the plant conforms to current national and/or international safety standards and operating practices
- Safety improvements and timescales for their implementation
- The extent to which the safety documentation, including the licensing basis, remains valid

The third PSR for the facility commenced in August 2019 and was concluded in June 2022 [\[111\]](#). It was conducted in accordance with RG-0028 to determine compliance with national safety criteria and requirements and to determine the extent to which the plant met the PSR objectives mentioned above. It was used to support the additional 20 years of intended LTO by determining the suitability of the facility for continued safe LTO. The safety aspects mentioned below were considered important for LTO:

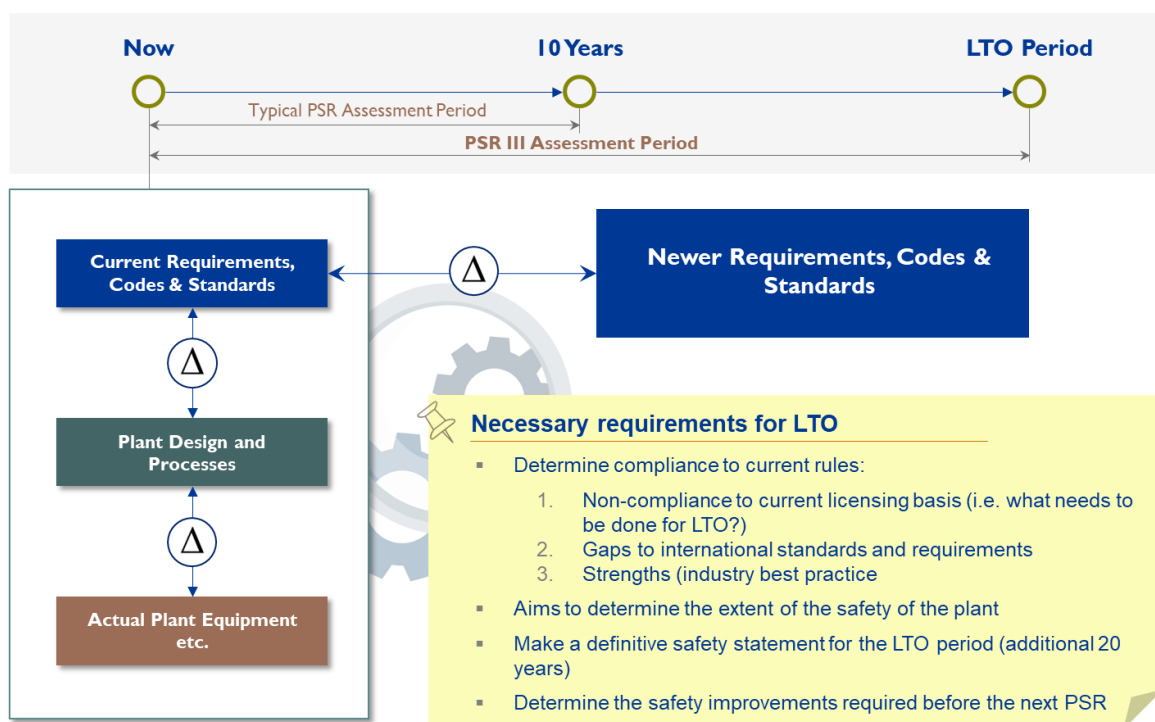
- Plant design
- The actual condition of SSCs important for safety
- Equipment qualification
- Ageing
- Deterministic analysis, specifically analysis involving time-limiting assumptions relating to the proposed lifetime
- Programmes for promoting a safety culture focused on the pursuit of excellence in all aspects of safety management and human factors
- The process of ensuring that key technical competencies would be sufficient for future operation
- A management system that addressed quality and configuration management

The review was conducted in four main phases, namely:

- the preparation phase, in which the scope, review requirements (that is, review regulations, codes, and standards), methodology, and acceptance criteria were agreed with the NNR;

- the safety factor (aspects) review phase, in which all the safety aspects were assessed against the review requirements to determine strengths and deviations;
- global assessment, which considered the cumulative impact of all the findings, that is, the strengths and deviations, and proposed safety improvements to address all the deviations and global issues [REDACTED] and
- final reporting, which was a summary of all the activities and the results.

A graphic representation of the periodic safety review as it has been applied in support of LTO is depicted in [Figure 7-2](#).



**Figure 7-2: Periodic Safety Review Methodology**

Where deviations would have an impact on the requirements for safe entry into LTO – which might require further assessments – these assessments were performed to determine the safety improvements necessary to meet the LTO requirements. Among others, this was the case for the ageing review in the PSR. To meet the LTO requirements, the ageing assessments were required prior to entry into LTO, and these are discussed in [§ 7.3](#).

### 7.3 SALTO Ageing Management Assessments

Ageing management is implemented to ensure that the effects of ageing will not prevent SSCs from being able to fulfil their required safety functions throughout the lifetime of the facility. It takes account

of changes that occur with time and use [252]. This requires addressing the effects of both the physical ageing of SSCs, resulting in degradation of their performance characteristics, and the non-physical ageing (obsolescence – SSCs that are no longer manufactured or supported) of SSCs [252].

The ageing management assessments discussed in this report exclude ageing management for the decommissioning phase of the facility. Ageing management related to decommissioning is addressed in the decommissioning strategy and plan. These documents have been submitted to the NNR.

Therefore, the objective of the ageing management assessments was to evaluate the technical systems to ensure that the required safety margins were maintained. In the assessments, the reliability of SSCs was evaluated, considering the possible time-dependent degradation. The ageing management assessments were done in compliance with IAEA safety standards and their consistency reviewed by the IAEA SALTO peer review service. In accordance with SSG-48 (*Ageing Management and Development of a Programme for Long-Term Operation of Nuclear Power Plants*) [252], the approach to ageing management assessments was as given in the main steps below.

1. Organisational arrangements

To ensure that ageing management has been included in the policy and objectives of the facility and to ensure that suitable organisational and functional arrangements have been established in which all necessary members of staff (internal and external) involved in and/or supporting ageing management are assigned responsibilities for ageing management.

2. Data collection and record keeping

This is to ensure that a data collection and record keeping system as a necessary base for the support of ageing management is in place to facilitate obtaining the necessary quality and quantity of ageing-related data from plant operation, maintenance, and engineering, including documentation from suppliers.

3. Scope setting

It is a systematic process to identify SSCs important to safety subject to ageing management.

4. Ageing management review (AMR)

AMR is the systematic process of assessing ageing effects and the related degradation mechanisms that have been experienced or are anticipated, including the evaluation of the impact of these on the capability of the important-for-safety SSCs to perform their intended functions. Included in the AMR are the following aspects or elements:

a) Time-limited ageing analyses

Included in the ageing management review are the time-limited ageing analyses (TLAAs) associated with SSCs that are important for safety.



b) Ageing management programmes (AMPs)

This element involves the identification of AMPs to manage the ageing effects and degradation mechanisms. This step is performed to ensure that the AMPs are consistent with the attributes of an effective ageing management programme.

5. Documentation of ageing management

This step is aimed at ensuring that the assumptions, activities, evaluations, assessments, and results of the evaluation of the plant programme for ageing management are documented in accordance with national regulatory requirements for the facility; this must be documented in accordance with RG-0027 (*Interim Regulatory Guide - Ageing Management and Long-Term Operations of Nuclear Power Plants*) [282].

The justification for safe LTO utilises the results of the ageing management assessments to demonstrate the adequacy and the effectiveness of the ageing management programmes to provide confidence that the ageing of the plant will be managed in line with national regulation and international standards and practices during the period of LTO. The ageing management assessments for LTO were performed in accordance with the requirements of the regulatory guidance RG-0027.

A summary of the ageing assessment process followed for the facility is depicted in [Figure 7-3](#) below.

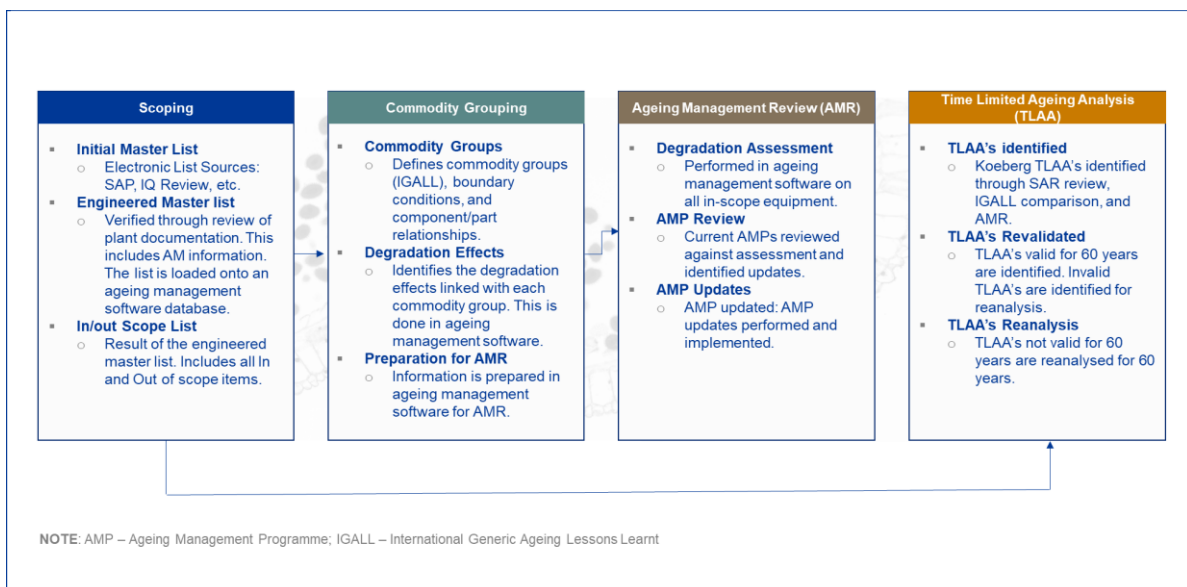


Figure 7-3: Ageing Management Assessment Process

## **7.4 Operational Safety-related Programmes (OSPs)**

RG-0027 (*Interim Regulatory Guide - Ageing Management and Long-Term Operations of Nuclear Power Plants*) [282] requires that the impact of LTO on safety-related programmes other than those essential for ageing be assessed. The other safety-related programmes include the following:

- Security
- Radioactive waste management, including adequate safe storage of spent nuclear fuel
- The environment
- Radiation protection
- Emergency planning

Included in the assessment of the impact of LTO on these programmes is the assessment of the ageing management of the SSCs or equipment used in support of the effectiveness of these programmes. These SSCs may include those not deemed important for safety according to criteria used in the relevant SSC classification safety standard or regulatory guidance documents. The objective of the assessment is to demonstrate that SSCs needed to support these licence-binding programmes are adequately managed throughout the intended period of operation.

## **7.5 Site-specific Characterisation**

The Koeberg Site Safety Report (KSSR) contains information relating to the hazards applicable to the facility. During the second periodic review of the plant in 2008, it was found that the KSSR was outdated; that is, the information relating to the hazards was no longer accurate, or new hazards needed to be considered in the site characterisation, and therefore, the KSSR had to be updated with the latest information relating to site-specific hazards. Any changes to the site characterisation might result in plant design basis or design changes.

Eskom has adopted the convention of referring to the site as “Duynefontyn” instead of “Koeberg”, which was used during the previous revision of the site safety report. [REDACTED]

[REDACTED] The title of the Koeberg Site Safety Report was, therefore, changed to the “Duynefontyn Site Safety Report” (DSSR) for alignment with the official deeds-registered name of the greater portion of the Eskom property, namely, the farm Duynefontyn No. 1552.

The justification for safe LTO, as detailed in RG-0027 (*Interim Regulatory Guide - Ageing Management and Long-Term Operations of Nuclear Power Plants*) [282], should include a description of any design basis reassessment. To determine any need for design basis reassessment, studies relating to the update of the site characterisation had to be performed as part of the LTO assessments.

[REDACTED]  
[REDACTED]  
[REDACTED]  
[REDACTED]

## 8.0 LTO Safety Case Methodology

This section outlines the methodology applied in developing the safety case for LTO. The LTO assessments have interfaces and are, therefore, interlinked. The LTO assessments were performed at various projects in line with the discussion in [§ 7.0](#). Thus, the relevant outputs from the LTO assessments are referenced in the justification for LTO as a source of evidence. These deliverables contain, among others, the gaps identified during the assessments, the actions required to resolve these gaps, and the time frame for the resolution of these actions. The actions are categorised into two categories in this safety case, namely, actions required to be completed prior to entry into LTO and actions to be completed during the LTO period to ensure safe LTO.

### 8.1 Structure and Content of the Safety Case

The NNR approved the LTO safety case structure and content document [\[56\]](#), and this document was used as the basis for the scope of topics to be addressed in the safety case. The structure and content of the safety case document were developed to meet the requirements of the interim guidance on LTO and ageing management of nuclear power plants [\[282\]](#).

Not all the actions to support the arguments of the safety case will have been completed when the safety case is submitted. As a result, the approved safety case content includes [REDACTED] all actions to be resolved before entry into LTO to ensure that the safety case remains valid.

Except for the outstanding TLAAs, all other LTO assessments have identified the actions that are required prior to entry into LTO. In accordance with RG-0027 (*Interim Regulatory Guide - Ageing Management and Long-Term Operations of Nuclear Power Plants*) [\[282\]](#), ageing management actions required to demonstrate safe LTO are provided in the safety case.

### 8.2 Compilation Methodology

The claim-argument-evidence approach was adopted in developing the safety case. Based on the conclusions of the LTO assessments, claims or assertions are made, and arguments are provided to support the claims. The evidence for the arguments is provided by the LTO assessment documentation. Thus, [§ 9.0](#) of the safety case provides the justification for safe LTO based on the adopted approach, while [§ 10.0](#) provides a summary of the overall safety of the plant and its readiness to enter LTO.

### **8.3 Use of PSR Deviations in the Safety Case**

Not all the deviations raised in the PSR review phase were included in the safety case. Only deviations relevant to the topics being discussed are highlighted in the safety case. This is not deemed a concern because all the deviations raised in the PSR were assessed in the global assessment and are considered fully in the suitability of the plant for LTO.

### **8.4 Quality Aspects of the Safety Case**

The LTO assessments completed in preparation for LTO and used in this safety case were performed by a combination of local and international experts. Industry experts were utilised to complement the skills and expertise requirements for the LTO assessments.

To ensure that the PSR was of the highest quality, the IAEA provided training for the lead internal personnel and external organisations. All the PSR activities were subject to technical and independent reviews. Koeberg also obtained support from the IAEA to review the PSR basis document, the safety factor (SF) requirements and review methodology documents, the global assessment (GA) and IIP methodology document, the SF reports, and the GA and IIP report.

The ageing management assessment utilised the 'IAEA Safety Report Series No. 82, Ageing Management for Nuclear Power Plants: International Generic Ageing Lessons Learned (IGALL)' [\[243\]](#) as the main source of operating experience, and the assessments were performed by the original equipment manufacturer. Additionally, two SALTO peer missions and a SALTO technical mission were conducted to support the performance of the ageing assessments. This approach ensured that national and international requirements for ageing assessments were satisfied.

The DSSR studies were performed by specialist organisations.

In accordance with the integrated management systems of the facility, the LTO assessments followed rigorous approval processes.

Furthermore, to ensure the quality of the justification for safe LTO, the following measures were taken:

- The local safety case compilation team was supplemented by international experts on LTO.
- The safety case was independently reviewed by local and international industry experts.
- The safety case went through a rigorous approval process, which included both technical and safety forums.

## **9.0 Justification for Safe LTO**

This section provides the justification for safe LTO utilising the safety case methodology discussed in [§ 8.0](#). The justification was based on the outcomes of the LTO assessments discussed in [§ 9.0](#) to [§ 9.9](#).

## 9.1 Summary of the PSR

This section provides a summary of the PSR by providing the results of the safety factor reviews and the global assessment (specifically focusing on the PSR aspects linked to LTO in accordance with [§ 7.2](#)).

The scope of the PSR is contained in the 240-134382460 (*PSR basis document - 3<sup>rd</sup> Periodic Safety Review for Koeberg Power Station*) [\[42\]](#), which was approved by the NNR. The review was performed utilising a combination of the national requirements and IAEA and Western European Nuclear Regulators' Association (WENRA) requirements. The PSR was conducted based on the requirements of the interim regulatory guidance RG-0028 (*Interim Regulatory Guide Periodic Safety Review of Nuclear Power Plants*) [\[283\]](#). Detailed outcomes of the PSR are discussed in 331-608 (*KNPS 3<sup>rd</sup> Periodic Safety Review Global Assessment Report and Integrated Implementation Plan Report*) [\[112\]](#) and 331-607 (*Periodic Safety Review Final*) [\[111\]](#) report.

### 9.1.1 Outcomes of the Safety Factor Reviews

Approximately 1 150 requirements were assessed across all the PSR safety topics, and as a result, 113 deviations were raised. The deviations were graded commensurate with their safety significance based on the risk grading method contained in the PSR basis document. Of the 113 deviations, a single deviation was graded as a "high"-risk deviation [REDACTED] [REDACTED] that did not meet the applicable design criteria. To address all the deviations raised, 93 safety improvements were proposed. [REDACTED] The review was conducted to assess the suitability for continued safe operation for both the period until the next PSR and the end of extended life, that is, LTO.

#### 9.1.1.1 Plant Design Review Results

A total of 153 consolidated requirements were reviewed. This review resulted in the identification of three strengths, 32 observations, and 15 deviations. The review included the assessment of corrective actions that had been identified in historical safety reassessments (SRAs) as well as the adequacy of the plant design for LTO.

The evaluation of the recorded deviations concluded that the deviations did not preclude safe plant operation or safe LTO and had to be corrected in accordance with the ranking and scheduling applied to the safety improvements.

The assessed plant design processes and procedures were adequately robust to maintain the ongoing integrity of the plant design and safety case. This conclusion was deemed valid for all plant states throughout the forward-looking PSR period and into LTO. If any unforeseen issues involving plant design were to occur going into LTO, it was judged that the existing processes and arrangements in place with regard to plant design aspects were comprehensive and robust enough to ensure that the issues were managed effectively.

It was identified that the completion and close-out of modifications originating from historical SRAs had been a challenge over the PSR review period. This was evidenced by the inability to close out SRA-II (*Safety Reassessment-II*) identified corrective actions and by the implementation of the external event review initiative (EERI) programme of planned modifications. [REDACTED]

[REDACTED]

It should be noted that similar issues were identified in other safety factor reviews and were addressed in the global assessment. In addition, it is acknowledged that the level of robustness demonstrated throughout this PSR represents a significant step change compared to previous safety reassessments. This is evident from the inclusion of the IIP from the outset of the project and the KOU management commitments being made on the execution of the plan. In the context of the plant design review, it is recommended that the design-related corrective actions identified from historical SRAs be implemented or suitable and sufficient arguments for dispositioning the issues raised be adequately documented.

In conclusion, the plant design review met the objective of plant design as required in RG-0028 (*Interim Regulatory Guide Periodic Safety Review of Nuclear Power Stations*) [283]. Despite the deviations identified, the overall evaluation of the plant design review outcomes concluded that the plant design, including documentation and design processes, was adequate when reviewed against the current licensing basis and national and international standards, requirements, and practices. The deviations raised needed to be resolved; however, they did not preclude current safe plant operation and safe LTO.

### **Specific outcomes of note relating to LTO**

The evaluation of TLAAs identified 111 TLAAs, of which 11 were reported as requiring validation for LTO at the time of completing PSR. (Of these, 105 have since been validated, with six outstanding.) It is noted that the equipment qualification and ageing review evaluation reports had identified the outstanding TLAAs required for LTO that were currently in the process of being revalidated or validated for the newly identified TLAAs. Therefore, no new deviations were raised in the plant design review for the same issue. Ageing management was addressed specifically in the ageing review, and the SALTO ageing management assessments scope includes reviewing all age-related design inputs and the consideration of time-limiting design concerns.

There is a full EERI programme of works currently being rolled out to address the post-Fukushima deficiencies (including plant modifications) that were identified to benefit from the Fukushima lessons learnt. Overall, the station has taken significant steps in the development and implementation of key work programmes following on from significant internal and external operating experience (OE) since the last PSR and in providing assurance for safe LTO.

The assessment undertaken in relation to the suitability of materials selected for SSCs important for safety largely focused on changes to design codes and standards associated with the three principal barriers to the release of radioactive material:

- Barrier 1 – fuel design
- Barrier 2 – primary circuit design
- Barrier 3 – containment design

A single deviation was identified against requirements relating to multiple codes and standards-related findings for the mechanical design aspects of the plant. As a result, a deviation was raised in this regard. It will enable further assessments to be undertaken on the individual findings relating to the mechanical aspects of the codes and standards review, in a proportionate and graded approach. Given the uncertainty to the extent that the findings have been addressed by ongoing programmes of work to support LTO (for example, the SGR project), considering the information available during the plant design review, the total risk posed associated with this deviation was graded as “low”.

Overall, the plant design review assessment demonstrated that procedures were in place to fulfil the requirements of a design management system and configuration management system. The procedures were broadly aligned with international good practices and ensured that plant design changes were fit for purpose and controlled in line with the configuration management process. No issues were identified with regard to configuration management that presented a risk that could prevent the facility from entering LTO.

#### **9.1.1.2 Actual Condition of SSCs**

Primarily, the review of the actual condition of SSCs was aimed at demonstrating compliance with the current licensing basis and benchmarking station practices against the latest standards and international guidelines with regard to all plant activities involving the ageing management of SSCs and the revalidation of the actual condition of SSCs important for safety in order to assess their performance and reliability during operational life for the entire period of LTO.

The following deviations raised by the review of the actual condition of SSCs were relevant when considering the impact on continued safe operation into LTO:

- Civil structures

Based on the results obtained in SSC health evaluation, it was concluded that the condition of safety-related civil structures might potentially affect nuclear safety in future if there were to be significant delays in the execution of repairs, causing the condition to deteriorate. Although civil monitoring remained good, and the civil structures remained intact, better management focus and preventive maintenance planning were required to avoid further deterioration of civil structures. Station management was aware of issues related to examinations, maintenance,

inspections, and tests that might affect plant safety; [REDACTED]  
[REDACTED]

Three deviations were raised related to the integrity of safety-related civil structures and for improved management focus on the execution of civil repairs. Timely resolution of these deviations will ensure continued safe operation into LTO.

- Plant programmes for ageing management

The review recognised that the AMPs were in the process of being fully aligned with international good practices; however, all items important for nuclear safety and all internationally known significant safety issues had been considered. Several mitigating actions and restorative activities remained ongoing as part of the ageing management process. This is in line with the findings of the ageing review, which are discussed in the ageing outcomes.

The review focused on the mature ageing-related plant programmes such as the maintenance programmes, safety-related surveillance programme, in-service inspection programme, in-service testing programme, etc. and concluded that these were comprehensive and had been implemented well, which ensured that the required safety functions of SSCs important for safety were fulfilled and would continue to be fulfilled over the LTO period.

- Obsolescence

In general, no “high” or “medium” safety significance plant and equipment health issues or adverse impact on SSCs important for safety had been reported during the review, [REDACTED]  
[REDACTED]

[REDACTED] Airlock failures during local leak rate tests occurred regularly, and obsolescence issues had not been addressed proactively and with urgency. While the airlocks were currently fully operable, a deviation was raised to evaluate the safety risk associated with frequent failure of the airlock tests. Obsolescence remained a potential risk to plant reliability and availability of SSCs important for safety. This is in line with a deviation identified in the ageing review related to the incomplete technological obsolescence programme (TOP).

Overall, the review concluded that the actual condition of SSCs important for safety indicated that all programmes associated with maintaining the condition of SSCs were adequate, had been implemented well, and provided confidence in the delivery of safety functions of SSCs important for safety until the next PSR and during LTO, with no significant impact on nuclear safety.

Provided the necessary safety improvement actions were to be carried out and continuous maintenance, monitoring, surveillance, inspections, and tests were to be performed effectively, the projected condition of SSCs important for safety was expected to remain acceptable for the next 10 years and for the entire period of LTO [\[111\]](#).



### 9.1.1.3 Equipment Qualification Results

The review found that the programmatic aspects of the EQ programme were met and that the EQ programme was well integrated into the station's processes to ensure the ongoing qualification of qualified equipment into the period of LTO. It was also found that the preservation requirements, implemented in order to ensure that qualified equipment was maintained to ensure its qualification, were adequate. The report concluded that the EQ programme processes and procedures were robust and were continuously reviewed to ensure that equipment important for safety was qualified for the duration of LTO.

Out of the four deviations raised for the equipment qualification review, a single deviation related to the TLAAs; that is, "TLAAs relating to EQ for LTO have not been performed" was specifically related to the period of LTO. This deviation had the proposed treatment "KNPS should complete the TLAAs for qualified equipment prior to LTO".

A complete list of the EQ items requiring replacement and reanalysis, including the LTO integrated preparation plan (IPP), is provided in the EQ TLAA strategy. The list of EQ TLAAs requiring reanalysis of the qualified life is found in L1124-GN-RPT-018 (*Time-Limited Ageing Analysis Based on Initial Environmental Qualification*) [207], contained in 240-156945472 (*SALTO Ageing Management Assessment Report (Interim)*) [55]. The strategy above, considering the timelines, is implementable and achievable. It was, furthermore, found that many of the TLAAs required for LTO had been updated and justified a 60-year plant life as part of the ongoing SGR project.

However, the review of this safety factor found incomplete documentation for the TLAAs relating to EQ for LTO, for which a deviation was raised. A deviation was also raised relating to inadequate monitoring and trending of the actual environmental conditions affecting ageing analysis of qualified equipment. Environmental parameters and service conditions applicable to design extension conditions (DECs) had not been derived and incorporated into the EQ programme, and seismic event intensities associated with DECs had not been considered in the EQ programme.

The identified observations related to opportunities for enhancements, for instance, corrections to procedures reviewed during the assessment.

In conclusion, the review of this safety factor found that the requirements for EQ, derived from available international standards and industry good practice, were largely met. The four deviations that were identified were all graded as "low" and did not pose a significant concern from a nuclear safety perspective. The EQ programme ensured that qualified equipment important for safety was capable of performing its safety function, when required. The programme adequately addressed the identified requirements to ensure ongoing qualification of qualified equipment for the current operating period and LTO and to ensure that the EQ programme was well aligned with relevant international good practice [111].

#### 9.1.1.4 Ageing Management Review Results

The scope of the review covered ageing management for the duration of LTO. The review concluded the following:

- The specific time for LTO had been considered and documented in the AMP documentation.
- The safety analysis report (SAR) did not currently contain any references to ageing management or LTO, which were required by RG-0027 (*Interim Regulatory Guide Ageing Management and Long-Term Operations of Nuclear Power Plants*) [\[282\]](#); however, there were corrective actions in place to complete the SAR update.
- The ageing management assessments conducted by the SALTO project had resulted in several corrective actions to enhance the current plant documentation to support LTO.

A deviation with a “low” safety significance was raised for the ageing management programme not being comprehensive. The safety improvement to update the ageing management programme is contained in the PSR IIP [\[111\]](#).

The review identified that the revalidation of some TLAAAs required for LTO was in progress. The impact of the outstanding revalidation is addressed in the SALTO ageing assessments, and these TLAAAs will be revalidated prior to entry into LTO.

Regarding ageing management, the organisation and management system review assessed the adequacy of the organisational arrangements, and the human factors review assessed the adequacy of the resources to support LTO. No negative findings were identified.

The reviewed ageing management organisational aspects, the objectives, and the intended period of LTO were found to be well documented and met the requirements of the national regulations and international safety standards. The previous ageing management concerns raised under SRA-II had been actioned and effectively addressed.

The requirements dealing with the programmes, processes, and management methods to effectively manage ageing through LTO were largely satisfied. No “high” and “medium” nuclear safety significant deviations were identified.

The review of the requirements addressing activities required to identify, detect, and recognise degradation mechanism and ageing effects identified gaps related to the end of current life of plant, and if the implementation of safety improvements were to continue as scheduled, there would be no barrier that would prevent safe entry into LTO.

A “low” safety significance deviation was raised related to the technological obsolescence programme. The deviation was to address the deficiencies in the proactive aspects of the programme. The review confirmed that safe LTO could be achieved safely if the current AMP strategy and safety improvements were to be executed and any obsolescence events treated proactively [\[111\]](#).

### **9.1.1.5 Deterministic Safety Analysis (DSA) Review Results**

The DSA review was performed against the latest requirements described in IAEA, WENRA, and NNR documentation. Eskom's approach to DSA was considered to be well managed and captured within the documentation and management systems. Some deviations were identified through the review, but it was judged that these deviations would not adversely affect LTO. Proposed safety improvement actions were recommended in order to close out these deviations.

For the DSAs that had not been reperformed in the frame of the SGR and were contained in the SAR, a lack of QMS records was identified. Considering the high level of quality requirements applied to the DSA analyses, it was, however, not expected that significant deviations in DSA quality could arise (because the DSA had largely been reperformed during the SGR) that would impair the safety of continued operation until the next PSR or during LTO. (The associated deviation was, therefore, considered to be "drop" in terms of safety significance, and it related to the incorrect positioning of the fuel assembly during core reloading analysis.)

Overall, the review found that the requirements for LTO were sufficiently addressed and that the deviations identified would not adversely affect LTO. It was concluded that Eskom's approach to the DSA was well managed and captured within the documentation and management systems. A total of 19 deviations were identified through the assessment, but these deviations would not adversely affect continued operation or LTO. Proposed safety improvement actions were identified in order to close out the deviations to ensure that the facility improved alignment with existing requirements and international references [\[111\]](#).

### **9.1.1.6 Organisation, Management Systems, and Safety Culture Review Results**

The objective of the review was to confirm that the nuclear operating unit (NOU) organisation and management systems were adequate and appropriately documented to ensure continued safe operation of the plant, both for current operation and the duration of LTO. In addition, the review confirmed that the NOU had an appropriate safety culture and evaluation method to monitor it.

The review of workforce planning established that the resources necessary to implement Eskom's nuclear management policy were determined using a workforce plan, which provided the workforce requirements for the NOU for the period of 10 years from 2020 to 2030. The workforce plan was reviewed annually for the rolling period. This document outlined the strategic alignment of human resources with the business direction of the organisation, analysed the current workforce, determined future workforce needs, identified the gap between the present and the future, and implemented solutions and/or strategies. The development of the workforce plan was a collaborative effort between the Human Resources Department and all the departmental business units within the NOU. The NOU had a documented long-term staffing strategy, implemented through the process of workforce planning.

The review concluded that the NOU had developed a workforce plan to determine current and future staffing requirements. The plan had been developed using international benchmarks. The workforce

planning process ensured continuous review of resource requirements during the period of LTO. In its current state, the organisation and its associated processes remained adequate for LTO.

The documentation and implementation of the safety policy had been established; and managers communicated and reinforced the elements of the safety policy to all internal and external staff, as required. Managers encouraged an open reporting culture and carried out plant observations, and management inspections were performed routinely. Arrangements were in place in the management system on how decisions affecting safety matters were raised, graded, and investigated.

An integrated management system (IMS) had been developed, implemented, maintained, reviewed, and monitored. There was management commitment to establishing, maintaining, and improving the management system, and accountability for the management system was documented. Roles and responsibilities for the safe operation of the plant were documented in the management system.

The high-level organisational structure and mandates were reflected in controlled documents. Responsibility for safe operation and maintenance of the plant was clear. Changes to the organisation were managed through documented processes, and the requirement to inform the Regulator had been met. The current process did not require an assessment of post-implementation of change, as recommended by international practices, and as a result, a deviation was raised. However, the safety significance of this deviation was assessed to be "low".

Organisational processes had been established and documented. The documentation and records management (DRM) system had been established and implemented. Internal audits had identified anomalies with administrative controls of some of the processes reviewed. All audit findings were registered on DevonWay, and quality assurance processes were used to monitor implementation and closure. The archive storage capacity and the use of modern technology were a concern. The concern was mitigated by the use of ██████████ which acted as a depository for records, and the information was backed up on the Eskom server every 24 hours.

The framework and strategy for communications with interested parties had been established, and the liaison with the Regulator and other authorities was well documented in the management system.

The procurement and supply chain management process were assessed against IAEA and NNR requirements. No deviations were raised in the review. The process as currently documented did not pose any risk to the long-term operation of the plant.

The safety culture enhancement programme existed and met the regulatory requirements. Safety culture training took place during the nuclear safety awareness sessions and induction training. The assessment of the safety culture revealed that the management system requirements had been documented. Safety culture surveys were scheduled and undertaken. Safety culture self-assessments were also carried out.

Overall, the review concluded that the NOU organisation and management systems were adequate and appropriately documented to ensure continued safe operation of the plant, both currently and

for the duration of the LTO, and that the NOU had the appropriate safety culture and appropriate evaluation methods to monitor it.

#### **9.1.1.7 Human Factors Review**

The human factors review focused particularly on the strategic workforce plan and the sustainability of competent key technical staff, managers, and contractors required for end of present life and the duration of LTO. This included the review of the adequacy of staffing levels for positions such as maintenance, engineering, and radiation protection core critical skills, reactor operators, and emergency plan staff during normal, abnormal, and emergency conditions and for the duration of LTO.

Regarding staffing levels, the review concluded that the strategic workforce planning processes and procedures provided a framework for the development of strategic workforce plans in line with international and national good practices now and into the LTO period. In addition, in accordance with NIL-01, the human resources required to ensure the safe operation of the plant were demonstrated to the NNR on an annual basis.

The processes to recruit, retain, develop, and train staff were in place and in line with good practices to enable sufficient qualified staff for now and during LTO, provided the organisation continued to maintain these processes adequately.

The existing procedures and processes, including recruitment, selection, training, and assessments (including a process of authorisations), indicated that the competence requirements for individuals in key departments were currently adequate. Provided the organisation continued to maintain these requirements and benchmark as necessary, the documented requirements supported safe plant operations into the LTO period.

In summary, the review concluded the following:

- The general staff selection and development procedures were comprehensive and well aligned with international and national references. They described, in detail, the full recruitment and selection value chain, the roles and responsibilities, and the variety of selection methods used.
- The review of procedures for licensed operators showed that these were detailed, comprehensive, and well aligned with international and national good practice and regulations.
- Overall, the organisation met the requirement that personnel assigned to perform emergency response functions had to be suitably competent, and overall staffing of this emergency response organisation was adequate, except in situations where emergency situations arose on both units simultaneously. (A deviation was raised.)
- The workforce plan procedure provided a framework for the development of strategic workforce plans in line with international and national good practice. The organisation demonstrated to the

NNR on an annual basis that the required human resources were available to ensure the safe operation of the plant.

- For some departments, no evidence of documenting the safety impact caused by organisational changes prior to implementation of changes could be obtained. (A deviation was raised.)
- Koeberg had implemented a suite of training procedures and guidelines that ensured that the development and maintenance of the training programme were comprehensive. These procedures and programme guides were, in general, found to adequately address all training requirements. Exceptions to this included inadequate specification of training and periodic retraining requirements of operational support centre damage controllers and supervisors on the use of non-permanent equipment in applicable procedures, used when responding to accidents more severe than design basis accidents (a deviation was raised), and inadequate training on the IMS included in the leadership training programme (a deviation was raised).
- The facility was found to be compliant with all consolidated requirements with respect to training facilities. The status of training facilities was aligned with national and international good practice and supported nuclear safety.
- The review considered human factors engineering (HFE) and focused on the following in operations and maintenance:
  - Control room design
  - Emergency facilities
  - Modifications and design changes

No deviations were identified where Koeberg did not meet the associated requirements. However, it was considered that HFE in the evaluation of modifications and design changes could be strengthened by making use of up-to-date guidelines on the implementation of HFE. An observation, as well as associated recommendations, in the form of a condition report was raised.

- The organisation adequately met all requirements related to ongoing medical surveillance, which was well aligned with international and national good practices and regulations. A comprehensive suite of procedures existed, and the procedures were rigorously followed. According to such procedures, the organisation was currently well equipped with respect to fitness for duty of all personnel and, particularly, a more rigorous process for the reactor operators.

Overall, the review concluded that human factors were well managed and documented in terms of station processes, procedures, and guidelines. None of the deviations raised in this review precluded entry into LTO.

### **9.1.2 Outcomes of the Global Assessment**

The main aim of the global assessment (GA) was to determine the level of the overall safety of the plant by assessing, among other things, the combined effects of all safety factor review outcomes. It also provided the information required to produce the justification for continued operation until the next PSR and the suitability of the plant for continued operation for the intended period of LTO.

This was achieved by having an expert team cross-examine the impact of the negative findings (deviations) and positive findings (strengths) both in terms of an individual and a cumulative impact on plant safety. Safety assessments relating to fundamental safety functions, levels of defence in depth, and IAEA fundamental safety principles were used to inform the conclusions relating to the continued operation.

The safety factor review outcomes were deemed to be comprehensive and provided sufficient data for use in the GA process. The GA process provided a balanced view of the cumulative effect of the deviations on defence in depth (DiD), deterministic safety analysis (DSA), fundamental safety functions (FSFs), fundamental safety principles (FSPs), probabilistic safety assessment (PSA), the emergency plan (EP), and ageing management (AM), and it could be concluded from the GA outcomes that the overall safety of the plant was adequate and that the plant was suitable for continued operations. The GA process produced the necessary safety improvements to maintain risk within acceptable levels, to ensure continuous improvement, and to support safe operation over the next PSR period and into LTO.

Based on this comprehensive PSR, including the outcomes of the safety factor reviews and the global assessment, the assessment of the suitability of the plant for continued operation [\[112\]](#) concluded the following:

- While the safety factor reviews identified 113 deviations and the global assessment identified eight global issues that required resolution within the time frame commensurate with the deviation safety significance, all the safety factor reviews concluded that it was safe to continue to operate. The overall nuclear safety performance of the facility was, thus, at an acceptable level.
- The safety factor reviews that specifically covered aspects of LTO concluded that there were no challenges to LTO, provided the deviations linked to LTO were resolved timeously. In particular, the following conclusions could be drawn from the reviews:
  - \* The current design of the plant was adequate when assessed against the licensing basis and national and international standards. The plant design processes and procedures were adequately robust to maintain the ongoing integrity of the plant design and safety case.
  - \* The programmes associated with maintaining the condition of the SSCs were adequate and well implemented. The actual condition of the SSCs important for safety provided confidence in the delivery of safety functions until the next PSR and including LTO.

- \* The equipment qualification programme was well aligned with international standards and capable of ensuring qualified equipment throughout LTO.
  - \* The ageing management programmes, processes, and management method requirements were largely met, and LTO could be achieved with the proposed enhancements.
  - \* The hazards (internal and external) were understood, and there were means to mitigate the hazards.
  - \* An integrated management system, in line with international standards, had been implemented and included a comprehensive quality assurance programme.
  - \* The human resources processes and procedures were well documented and in line with international standards. A workforce plan was in place that provided for sufficient staff for safe operation and LTO.
- The 14 strengths identified had no mitigating impact on the deviations; however, the strengths did provide evidence that examples of organisational excellence existed. An example was the strength in the area where international operational experience could support the facility in continuing safe operation, including LTO.
  - The outcome of the GA supported continued safe operation, including LTO. In particular, the following conclusions were drawn from the analyses:
    - \* The FSP requirements were met and would likely continue to be met.
    - \* The cumulative effect of deviations on the available provisions for defence in depth was not of significant concern, and none of the deviations required regrading.
    - \* The overall risk of the current plant, without any new safety improvements, remained acceptable, as no new deviations were identified that required immediate justification for continued operations.
    - \* The FSFs were not significantly affected by the cumulative effect of the deviations and remained intact.
  - Mitigations were in place for the CRE in-leakage, and safety improvement actions had been proposed, which would be implemented within timescales commensurate with the risk.
  - The cumulative increase in PSA Level 1 risk for internal events was approximated at  $6E-07/y$ , and the cumulative increase in Level 2, Level 3, and spent fuel pool (SFP) PSA was found to be no more than minimal.
  - The overall impact of the external events deviations on the PSA could be conservatively categorised as a “medium” risk to the plant and the risk will be reduced once the safety improvements are implemented.



- The DSA review concluded that several deviations were identified as having an impact on DSA. Based on the arguments provided, adequate compensatory measures did exist.
- It was determined that the deviations did not have a significant impact on the ability to execute the EP and that there was no need for an immediate review of the emergency plan technical basis (EPTB). The EPTB was, however, being reviewed for LTO.
- Although the plant was not yet fully aligned with the international requirements related to DEC, the deviations did not have a significant impact on the existing ability of the plant to prevent and/or mitigate DBA, DEC-A, or DEC-B accidents.
- The current licensing basis largely remained valid, and it was likely that the facility would continue to meet its licensing basis for the duration of LTO, with the implementation of the IIP.
- All deviations identified had suitable safety improvement actions, and the timescales for their implementation were considered appropriate and were commensurate with their safety impact. These were included in the IIP, which was informed by the risk to the plant using PSA and deterministic methods. In addition, the analysis performed in the PSR global assessment confirmed that the overall risk of the current plant, before any new safety improvements were implemented, remained acceptable.

Therefore, the suitability for continued operation (SCO) assessment concluded that the outcome of the PSR supported continued safe operation and that LTO was feasible, with the implementation of the safety improvements in the IIP [\[112\]](#).

### **9.1.3 PSR Safety Improvements**

The PSR integrated implementation plan (IIP) is the culmination of the global assessment process and represents the safety improvements to be undertaken in support of the case for SCO. The IIP represents the safety improvements required to enhance or maintain nuclear safety levels through a set of specific interventions.

The IIP has been compiled utilising existing station processes (adapted to the PSR, where necessary) and commitments related to:

- the existing nuclear portfolio investment plan containing existing capital expenditure projects;
- the existing PSR integrated implementation plan agreed between the NNR and Eskom; and
- the PSR ranking of safety improvements for the prioritisation and categorisation of the safety improvement actions.

The review ensures organisational alignment in terms of the proposed resolutions and the timescales for implementing the work activities.

Safety improvement actions and assigned due dates were reviewed and agreed on by the manager responsible for implementing the safety improvements and endorsed by the Nuclear Safety Review

Committee (NSRC) and Nuclear Executive Committee (NEXCO). The Eskom Chief Nuclear Officer endorsed the IIP for submission to the NNR. Progress on implementation of the IIP actions will be monitored through the corrective action programme (CAP) and reported to the NOU executives on a six-monthly basis.

The development of the PSR IIP and the strategy for implementation is described in 331-608 (*KNPS 3<sup>rd</sup> Periodic Safety Review Global Assessment Report and Integrated Implementation Plan Report*), Appendix I [\[112\]](#).

## **9.2 Compliance with Safety Criteria and Requirements**

Koeberg has implemented programmes to ensure that operations adhere to safety criteria and requirements. The criteria and requirements are included in the Koeberg safety performance indicators, and compliance is monitored continually to ensure safe operation. Compliance is reported to the Regulator regularly through the quality assurance monitoring programme and licence-binding surveillances, and in the event of non-compliances, these are reported through the corrective action programme.

### **9.2.1 Principal Safety Criteria**

The regulations on safety standards and regulatory practices (R388) [\[274\]](#) specify the regulatory requirements applicable to holders of nuclear authorisations. The requirements on risk assessment and compliance (RD-0024) stipulate the principal safety criteria, which refer to limits on the annual risk/dose to members of the public and workers due to exposure to radioactive material resulting from accident conditions or normal operations [\[277\]](#). The 'Koeberg Nuclear Installation Licence' (NIL-01 Variation 19) [\[273\]](#) stipulates the conditions with which the plant must comply for the safe operation of the facility. RD-0022 (*Radiation Dose Limitation at Koeberg Nuclear Power Station*) [\[276\]](#) specifies the radiation dose limitation for Koeberg Nuclear Power Station. The safety criteria and requirements are met and will continue to be met during the period of LTO, since the LTO does not result in significant radiological risk increase.

The PSR review of the probabilistic safety assessment (PSA) confirmed that the safety criteria had been respected and would continue to be respected in the LTO period [\[63\]](#). Although, in recent years, the risk profile had shown an increase due to recently adopted operations such as casking, the assessment concluded that the overall PSA results demonstrated that the risk associated with the operations of the plant were well within the principal safety criteria (that is, risk limits) specified in RD-0024 (*Requirements on Risk Assessment and Compliance with Principal Safety Criteria for Nuclear Installations*) [\[277\]](#) and, therefore, supported safe continued operation. The PSR also reviewed the deterministic safety criteria through the review of the radiation programme, and the plant met this criterion, which supported continued operations. Further details to justify the assertion mentioned above are discussed below.

### 9.2.2 Radiological Risks

The facility complies with the risk limits in the regulation for safety standards and regulatory practices (R388) [274].

The risk profile is presented in terms of the peak public risk, average public risk, peak site personnel risk, and average site personnel risk. The core damage frequency (CDF) and the large early release frequency (LERF) for Koeberg are well below the IAEA-recommended limit for existing plant. (Refer to [Figure 9-1](#) and [Figure 9-2](#).)

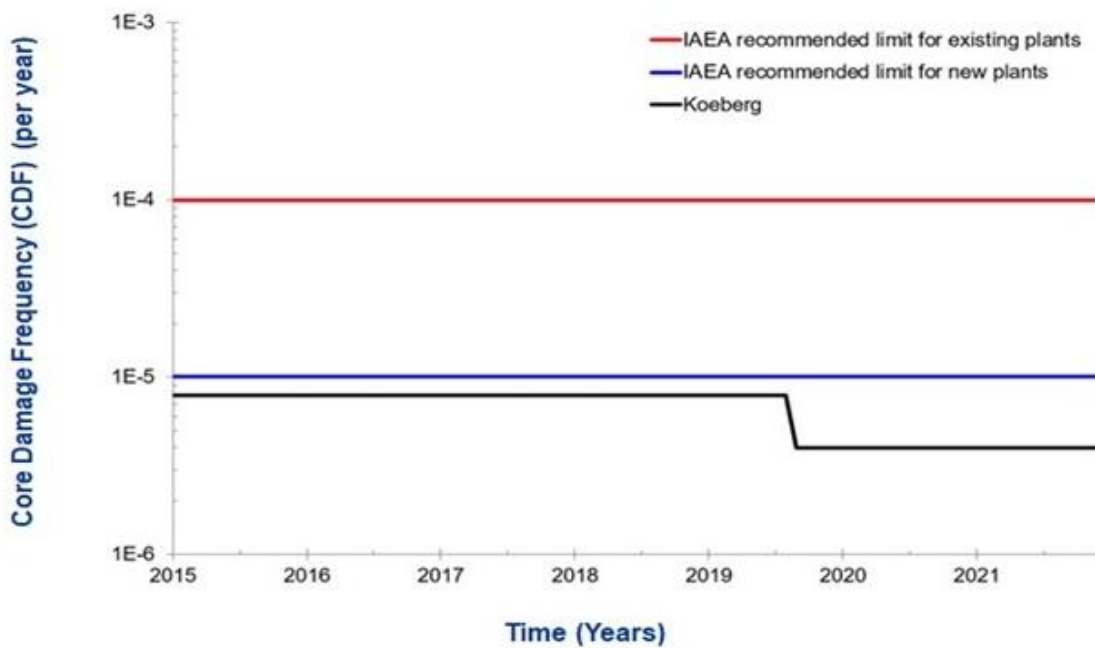


Figure 9-1: CDF per year at KNPS from 2015 to June 2021

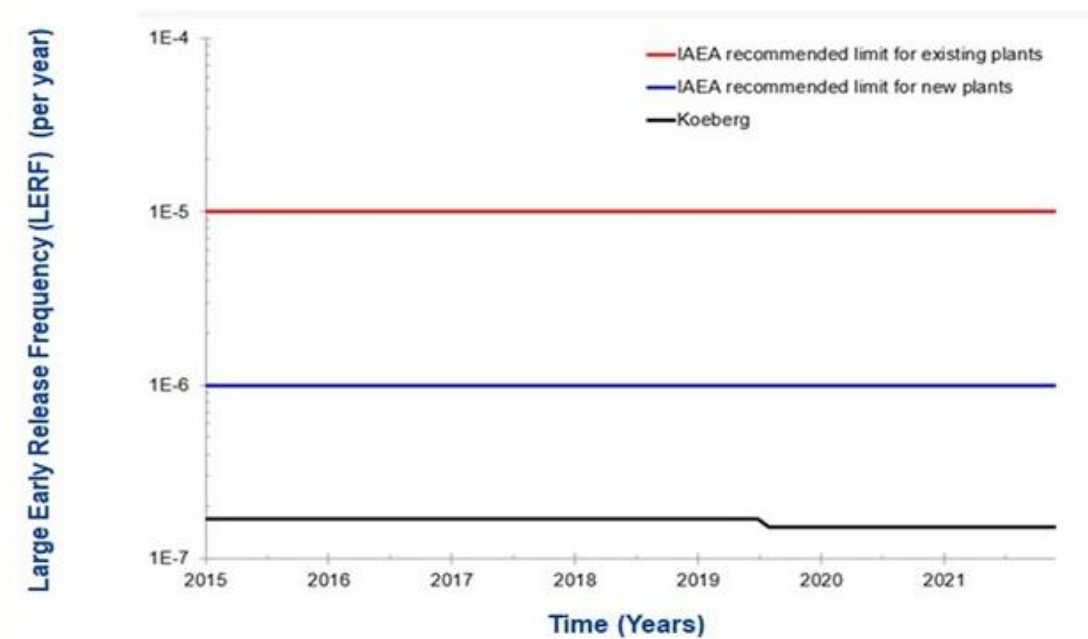


Figure 9-2: Large Early Release Frequency (LERF) from 2015 to June 2021

In 2019, an increase in the peak public risk was observed due to the risk associated with a loaded cask drop during casking operations. However, the increase in risk remained within the NNR limit. Refer to [Figure 9-3](#).

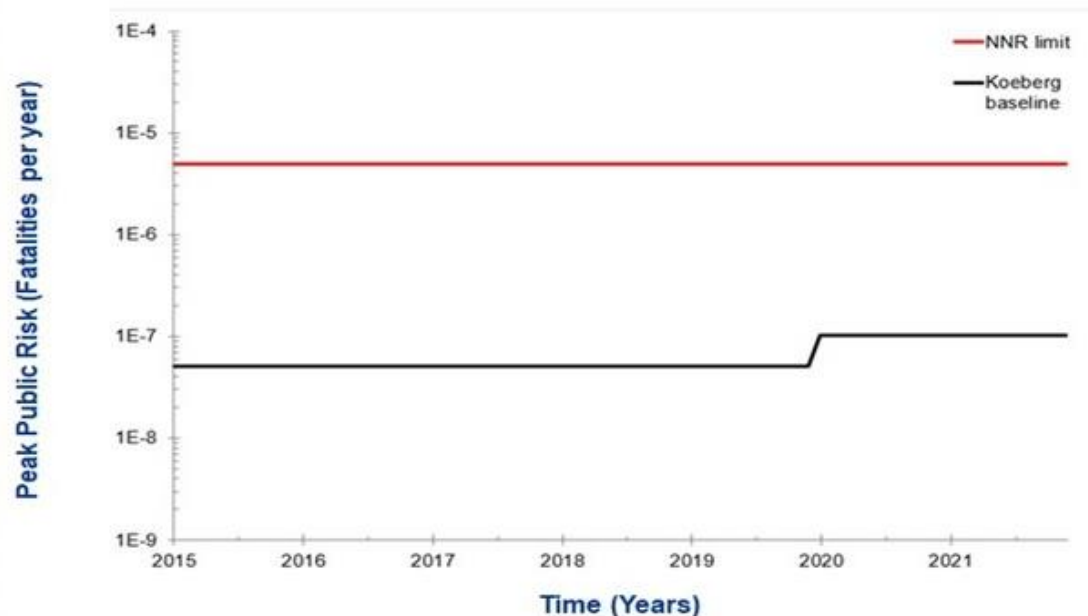


Figure 9-3: Peak Public Risk, including Risk Associated with Cask Loading; 30 June 2021

The risk profile is submitted to the NNR every six months. The assumptions in the PSA regarding the screening of accidents relevant to worker risk are not affected by LTO. Assumptions regarding radiological source terms originating from fuel handling accidents, reactor accidents, spent fuel pool accidents, and cask accidents used in calculating worker risk remain bounding during the LTO period and, where relevant, for future decommissioning. This is mainly due to the fact that the operation after end of life will remain the same as before end of life.

The source term for irradiated fuel in the reactor was updated for operations following the installation of the new SGRs [1] and will remain bounding for the proposed LTO period.

The PSA conservatively assumes that the spent fuel pool is fully loaded with spent fuel assemblies to assess the impact of spent fuel pool accidents on on-site personnel. Therefore, this assumption remains valid and enveloping for the LTO period and future decommissioning.

The PSA analysis [213] conservatively assumes that 161 casks can potentially be affected by cask seal failures and aircraft crash accidents. This number of casks envelopes the additional 20 years of LTO and complete unloading of the spent fuel pools during decommissioning.

The Koeberg SAR III-4.4 (*Radiological Consequences of Accidents*) [171] provides an overview of the radiological consequences of design basis accidents. Public dose analyses were performed for the SG replacement project [1] using updated assumptions (with appropriate conservatism), modelling, and methodologies such as the introduction of the reference core and alternative source term methodology, [REDACTED]. The updated analyses demonstrated compliance with the public dose acceptance criteria for design basis accidents with significant margins.

Radiological consequences to the public from nuclear accidents, off-site transportation of radioactive material, and emergency plan provisions for the protection of the public during emergencies were reviewed in the PSR deterministic safety analysis, PSA, safety performance, and emergency planning. The PSR concluded that Koeberg complied with selected international standards and guidance related to radiological consequences to the public from nuclear accidents. The deviations and proposed safety improvements have been prioritised for resolution in accordance with the schedule contained in the PSR IIP [112]. These deviations relate to:

- the development of external hazard PSA;
- consideration of steam line break (SLB) - induced steam generator tube rupture (SGTR) in the PSA model;
- inclusion of internal event grouping in the PSA for casks and the possibility of damaging SEC pipework during cask transfer to and from the fuel building;
- fire and flooding initiators;
- inclusion of all environmental and phenomenological conditions;

- update of the PSA model with the most recent plant-specific reliability data; and
- update of PSA Level 3 with the most recent population data.

The peak and average public risks are quantified in the risk assessment report [216]. The assumptions in the PSA regarding the peak public risk are not affected by changes to population data during LTO, as the peak public risk refers to the individual risk that a member of the public may accrue at the site boundary. The site boundary is not envisaged to change during the LTO period.

The assumptions in the PSA regarding average public risk may, however, be affected by changes to population data during LTO. Changes in the local and national population numbers affect the calculation of the average public risk [REDACTED]

[REDACTED]. Extrapolation of population data from the 2011 census indicates a sufficient margin for the average public risk to remain below the relevant NNR safety criteria and requirements until the end of the LTO period [216]. Eskom has performed an evaluation of outdated population data used in the PSA studies and proposed and agreed with the NNR to the use of scaling of average public risk in the interim. The use of the scaling factors for the average peak public risk is documented in the impact evaluation of outdated population data used in the PSA studies report [214].

The PSR PSA review [112] of the radiological risk to site personnel and the public concluded that the plant complied with national regulations and international standards and guidance. According to regulatory safety criteria and requirements, the peak and average site personnel risks quantified in the risk assessment report [216] demonstrated that workers were protected against undue deterministic and stochastic radiation health risks.

Requirements exist for updating the PSA assessment of public risk at regular intervals during the LTO and future decommissioning periods to quantify any public risk changes. [REDACTED]

[REDACTED] Protection of the public against undue stochastic radiation health risks during the LTO period will, therefore, be ensured through continued compliance with the relevant regulatory safety criteria and requirements.

### **9.2.3 Current Licensing Basis**

The current licensing basis provides the nuclear regulatory requirements and the licensing documentation that must be adhered to during operations to ensure that the safety criteria and licence conditions are always respected. The PSR comprehensively reviewed the validity of the current licensing basis, the adherence of the plant to the applicable regulations and Regulator guidelines, and the adequacy of all licence-binding documents. The current licensing basis for the facility remains valid, [REDACTED] in accordance with RG-0027.

The PSR verified the validity of the current licensing basis, and the only deviation raised was related to the site safety report, which had not been updated with the latest information relating to external events applicable to the facility. The studies for the update of the specific site characterisation are

currently under way, scheduled to be completed prior to entry into LTO. Further details on the studies and the justification for safe LTO are provided in [§ 9.3](#) of this report, considering that the studies are currently ongoing.

The review identified inadequacies related to partial compliance with some LTO regulatory guidelines associated with the requirements for safety-related programmes. Deviations were raised for these inadequacies and the necessary safety improvements prioritised accordingly to meet the requirements for LTO (that is, safety improvements categorised into those required prior to entry into LTO and those that would be performed during the LTO period).

[REDACTED]

### **9.3 Specific Site Characterisation**

LTO requires a demonstration that site characteristics have been comprehensively reviewed for applicable hazards important for safe operation of the installation and the site safety report updated to reflect changes in the hazards. This section discusses the external hazards applicable to the site. A change in the applicable hazards may potentially affect some of the current licensing basis (such as the SAR, design basis, etc.) of the facility. Considering the potential changes in the licensing basis, this section excludes evaluation of the robustness of the design to withstand changes in the hazards and the reassessment of the design basis. These will be discussed in the plant design in section [§ 9.4](#).

The Duynefontyn site characteristics have been assessed over the years to determine hazards that can affect the safety of the facility. The recent studies for the updated site safety report have been completed, except for the seismic hazard analysis and probabilistic tsunami assessments. [REDACTED]

[REDACTED]

The site-specific hazards for the facility have been characterised, and the applicable hazards have been addressed in the plant design in [§ 9.4](#). In the case of new hazards (that is, hazards not considered in the initial characterisation) or changes in current hazard parameters, the potential risk has been assessed for impact on safe LTO. The site continues to be suitable for the facility and has been characterised considering changes in hazards, and these changes do not impede safe LTO.

The site-specific external hazards and site conditions have been re-evaluated under the DSSR project, considering advances in knowledge and understanding of external events and changes to

regulatory requirements. [REDACTED]

[REDACTED] The content is in accordance with sections 4 and 5 of R.927, as well as RG-0011 (*Interim Guidance for the Siting of Nuclear Facilities*) [280]. Although the regulations on siting apply to new nuclear build, it was considered that the aspects of site characteristics were relevant to the Koeberg Nuclear Power Station. The DSSR Chapter 5 (Site Characteristics) [209] defines the technical basis for Chapter 2 (Site Characteristics) of the SAR [171] and also serves as input into any potential reassessment of the plant design basis.

Below is a summary of the findings from the site characterisation studies to support the assertion above related to safe LTO. All natural and human-induced external hazards and site conditions were reviewed during the PSR hazard analysis review, considering the operating experience and new safety-related information, and the results are discussed in [§ 9.4.6.2](#).

### **9.3.1 Summary of the Site Characterisation Studies**

All external hazards (natural and human-induced) have been identified and evaluated, except for the seismic hazard evaluation, which is in progress. The extent of the evaluation was commensurate with the safety significance of the potential hazard at the site. (Refer to Chapter 6 of the DSSR.) The hazards were evaluated into the following three screening categories:

- Screened out unconditionally on the basis of being incapable of posing a physical threat or being extremely unlikely with a high degree of confidence
- Screened out conditionally (a measure of uncertainty exists, and design confirmation or further studies are required)
- Screened in (impact on the design to be assessed)

#### **9.3.1.1 Hazards Screened Out Unconditionally**

The following hazards were screened out unconditionally (additional information is contained in Chapter 6 of the DSSR [209]):

- Collapse, subsurface movement, or uplift of the site surface  
The event is of equal or lesser damage potential than the events for which the facility was designed. The event cannot occur close enough to the facility.
- Slope instability  
The event is of equal or lesser damage potential than the events for which the facility was designed.
- Meteorological events, excluding extreme winds (hurricane-force winds and tornadoes)



The event has a significantly low mean frequency of occurrence when considering regulatory target safety goals, taking into account the uncertainties in the estimates, where available data permit.

- External flooding from terrestrial sources (water-retaining structures and rivers)

The ground may become temporarily waterlogged in limited areas after intense periods of precipitation, but there are no hydrological features that would present a safety problem from stream flow or flooding from adjacent properties. The average vulnerability and safety consequences are low, which include the still high-water boundary condition from the sea. The still high-water levels (4,49 m above mean sea level (MSL), 5,30 m above MSL, and 6,19 m above MSL for a 1E-4, 1E-6, and 1E-8 annual probability of exceedance, respectively) are below the existing main terrace of approximately 8,0 m above MSL.

- External fires

Mitigation against the occurrence of veld fires resulting in air pollution is included in nuclear installation design. In addition, existing management of the site vegetation that is exercised in respect of the Koeberg and transmission servitudes is mitigation against veld fires.

- Hazardous materials – land-based stationary and transport sources (off-site sources)

Hazardous materials are screened out due to screening distance.

- Electromagnetic interference

Electronic interference is dealt with in the design and operations of the facility as well as the security protocols at Koeberg.

### **9.3.1.2 Hazards Screened Out Conditionally**

The following hazards were screened out conditionally:

- Soil liquefaction

A wide distribution of soils investigated on site have a high liquefaction potential, with a notable exclusion of the facility nuclear island, under which liquefaction potential was eliminated using cement-stabilised soils during construction of the plant.

- Biological phenomena and related events

The potential impact of marine organisms on the cooling water supply can be dealt with through appropriate design and management measures.

- Loss of freshwater supply



[REDACTED]

[REDACTED]

[REDACTED] The loss of freshwater supply to Koeberg in the short-term is low, since the priority of the municipality is to supply Koeberg due to its national key point status.

### 9.3.1.3 Hazards Screened In

The section below describes all the hazards associated with the external events that were screened in as applicable to the facility. The description includes an indication of any changes to current hazard parameters and/or identification of new hazards. These are the hazards that are utilised to evaluate the robustness of the design of the plant. The details of the screening reports are contained in the DSSR [\[209\]](#).

#### 1. Earthquake-induced ground shaking and surface faulting

The initial geological, seismological, and geotechnical site safety studies performed found no indications of surface rupture. Eskom is doing confirmatory studies, which include a probabilistic seismic hazard analysis (PSHA), in accordance with the enhanced Senior Seismic Hazard Analysis Committee (SSHAC) Level 2 guidelines, followed by a seismic probabilistic safety assessment. These studies are in progress and are due for completion in 2024. These studies are included in the LTO IPP in [Appendix A.1](#).

In support of safe LTO demonstration, a baseline seismic hazard analysis [\[122\]](#) was conducted and a baseline seismic curve for the site developed. While the baseline seismic hazard analysis was based on the most comprehensive and objective assessment of available data, models, and methods to date, the large epistemic uncertainties in the seismic source model and the ground motion model mean that the results are likely conservative. These results will be refined during the performance of the SSHAC enhanced Level 2 study.

These preliminary studies indicated an increase in peak ground acceleration compared to the original design basis safe shutdown earthquake data (that is, the site was designed for a peak ground acceleration of 0,3 g with some margin, while the preliminary studies indicated that the new peak ground acceleration was greater than the design basis peak ground acceleration), thus requiring further evaluation of the robustness of the plant against this hazard to justify LTO. [§ 9.4.6.2](#) provides further details on the plant robustness assessment performed because of the changes in this hazard.

#### 2. Water quality

Corrosion risk to foundations is considered low. The facility has implemented a groundwater monitoring programme to monitor the corrosion risk to foundations for the LTO period.

### 3. Flooding from the sea, including tsunamis

Flooding from the sea due to the following was assessed:

- Tsunami run-up combined with sea level rise, high tides, and positive storm surge
- Storm wave run-up combined with sea level rise, high tides, positive storm surge, wave set-up, and basin seiche

#### **Tsunami hazard**

The tsunami hazard included in the KSSR was based on a magnitude 7,8 seismic upheaval at the South Sandwich Islands. In the KSSR, an estimated tsunami run-up of +4,0 m MSL was envisaged, with a maximum credible tsunami of +5,2 m MSL if combined with the highest astronomical tidal level.

The updated tsunami hazard assessment (THA) considered all probable sources, that is, near-field and far-field sources. The results showed that the probable maximum tsunami (PMT) run-up and inundation were governed by volcanic flank collapse tsunamis, which indicated flooding of the facility nuclear terrace, located at approximately +8 m MSL. No other tsunamigenic sources, including distant earthquakes and local submarine landslide sources, resulted in a run-up above the nuclear terrace level (even when considering climate change up to 2064).

Current estimates for PMT are +11,82 m (2021), increasing to +13,95 m (2064). The source of the volcanic flank collapse risk is Tristan da Cunha, a volcanic island approximately 3 000 km west of the Cape, which had a flank collapse between 6 000 and 35 000 years ago.

A focused palaeotsunami field investigation of sites that were judged to be favourable for recording tsunami deposits near Duynefontyn was carried out with the aim of identifying and assessing the magnitude of any recent prehistoric tsunamis. No evidence supporting palaeotsunamis, including a volcanic flank collapse tsunami from the island of Tristan da Cunha, was found.

However, the onshore geological record is of relatively short duration and incomplete, even for the late Pleistocene (~3 000 to 11 000 years), given that, for much of that time, the sea level was below the present level, and tsunami deposits would likely be eroded during multiple sea level fluctuations, including the most recent post-glacial transgression from the Late Glacial Maximum (20 000 to 21 000 years).

Considering the limitations outlined above, the results of the study did not preclude the possibility of events, including a volcanic flank collapse, already considered in the updated DSSR. Further analysis of the probability of occurrence of a volcanic flank collapse tsunami, as well as the potential impact of predicted flood water depths and currents on SSCs, will

be performed. The required analysis is included in the LTO IPP and scheduled for completion prior to LTO.

The PSHA results will be reviewed to verify that the local sources used in the THA are enveloped by the PSHA results. The verification will be performed on completion of the seismic hazard analysis in 2024. Should the assessment indicate a high risk, appropriate mitigations will be put in place.

### Storm wave run-up

Recent studies indicated that the likelihood of a storm wave run-up breaching the terrace had increased. While the original terrace design height was based on a 1E-06/y return frequency, the latest data indicated that the return frequency of exceeding the terrace height now lay between 1E-04/y and 1E-06/y. However, the impact was concentrated on the north and south of the nuclear terrace and did not affect SSCs. Only at 1E-08/y did the wave run-up flood the terrace adjacent to the reactor buildings. Therefore, the likelihood of a storm wave run-up exceeding the terrace level and having an impact on the facility is considered low.

## 4. Coastline erosion

The coastline stability was evaluated by measuring the horizontal distance from the baseline to the most-landward extent where any erosion or accretion was observed on the profiles. The model was run for extreme storms with exceedance probabilities of 1E-02/y, 1E-04/y, 1E-06/y and 1E-08/y. The model was run for the following dates to include the effect of climate change on waves, water levels, and coastline stability:

- \* 2021: present-day.
- \* 2064: end of decommissioning period.

The predicted erosion lines for different probabilities are presented in section 5.9 (Oceanography) of the updated DSSR [209], and the results are summarised in [Table 9-1](#). The results showed that coastline erosion increased over time due to long-term coastline trends, sea level rise, and larger waves. In 2021, the erosion line south of Koeberg was predicted to reach the root of the revetment protecting the outfall structure at 1E-02/y. The predicted long-term accretion south of Koeberg reduced the risk to the outfall structure by 2064. In 2021, it was predicted that the erosion line north of Koeberg would reach the root of the northern breakwater at 1E-08/y, with this probability increasing to 1E-02/y by 2064.

For the 1E-02/y and 1E-04/y events, the rate of erosion because of sea level rise would not pose an immediate risk of damage to the breakwater and intake structures. The maximum coastline erosion occurred on the northern side of the site, except for the 1E-08/y storm, where the dune ridge was breached south of Koeberg, but the probability was low.

**Table 9-1: Maximum Coastline Erosion Adjacent to Koeberg.**

| Exceedance Probability<br>(per Year) | Total Coastline Erosion Adjacent to Koeberg<br>(m from Baseline) |      |
|--------------------------------------|--|------|
|                                      | 2021   | 2064 |
| 1E-02                                | -59  | -145 |
| 1E-04                                | -74  | -159 |
| 1E-06                                | -87  | -175 |
| 1E-08                                | -286   | -306 |

Regular surveys have been performed to monitor long-term erosion, accretion of the beach and seabed in the vicinity of the cooling water intake basin, and breakwater structures. The surveys will continue during the period of LTO.

5. Extreme winds, including tornadoes

**Tropical cyclones**

Recent studies indicated that the site region was not on a hurricane (tropical cyclone) track or adjacent to a warm ocean. Therefore, it was not expected that the site would experience a cyclone. Tropical cyclones are generated in areas where the ocean surface temperature is greater than 27 °C and between latitudes 5° S and 30° S. The site is located south of 33°S and is, therefore, not subject to tropical cyclones.

Although the site is not prone to hurricanes, hurricane-force winds are said to have occurred at the site. According to the Beaufort scale, a wind speed scale, the term “hurricane-force winds” refers to winds with speeds above 118 km/h (32,8 m/s). This wind speed (as a gust) has been exceeded five times (1986, 1987, 1993, 1994, and 2002) over the 40-year monitoring period at the site. The highest gust of 38,8 m/s occurred in 1987. The measured highest hourly average wind speed for the site for the 40-year monitoring period (1980 to 2019) was 17,2 m/s.

From the analysis of wind gusts observed at the 10 m level of the 120 m tower for the period 1980 to 2020, the wind gust corresponding to a return period of 100 years was 43,6 m/s, 1 000 years was 53,0 m/s, 10 000 years was 62,4 m/s, 100 000 years was 71,9 m/s, and 1 000 000 years was 81,3 m/s. The maximum mean hourly velocities for these return periods were 21,9 m/s, 26,7 m/s, 31,5 m/s, 36,3 m/s, and 41,1 m/s, respectively. The Koeberg design basis wind for Class 1 buildings is 62,5 m/s (maximum 3 s gust), and the design basis wind speed for buildings other than Class 1 is 38,3 m/s (maximum mean hourly velocity). The actual measured extreme wind speeds at Koeberg over the 40-year period have not exceeded the design basis wind speeds for the Class 1 or non-Class 1 Koeberg buildings.

The IAEA safety standard SSG-18 (*Meteorological and Hydrological Hazards in Site Evaluation for Nuclear Installations*) [250] recommends using the 3 s gust wind speed at 10 m above the

ground that has a 1% annual frequency of exceedance (100 year mean recurrence interval) to specify wind loads. The design basis wind speed (3 s gust) for Class 1 buildings at 62,5 m/s is only exceeded at a return period of 10 000 years and for non-Class 1 buildings (maximum mean hourly velocity) at a return period of between 100 000 and 1 000 000 years. Extreme winds (cyclones), therefore, present a low risk to safe operations at Koeberg.

**Tornadoes**

Tornadoes and hurricane wind speeds were not considered in the Koeberg Site Safety Report Rev. 0. A recently conducted meteorological study indicated that the tornado activity had increased since 1987 within an 80 km radius from the site. The estimated average tornado strike frequency for the site region (regardless of the severity) was calculated to be 1E-05 per year per km<sup>2</sup>. The frequencies per severity are given in [Table 9-2](#) below.

**Table 9-2: Tornado Frequencies per Severity**

| Meteorological Parameter                             |  |   | Value  |                                |
|--|--|---|--|--------------------------------|
| Tornadoes  | Tornado probability (EF – enhanced Fujita scale)   | Based on 116-year database 1905 to 2020 | All  | 1E-05/y per km <sup>2</sup>    |
|  |  |   | EF0  | 7E-06/y per km <sup>2</sup>    |
|  |  |   | EF1  | 2,4E-06/y per km <sup>2</sup>  |
|  |  |   | EF2  | 5,6E-07/y per km <sup>2</sup>  |
|  |  |   | EF3  | 1E-08/y per km <sup>2</sup>    |
|  |  |   | EF4  | <1E-08/y per km <sup>2</sup>   |
|  |  | Based on 34-year database 1987 to 2020  | All  | 2,2E-05/y per km <sup>2</sup>  |
|  |  |   | EF0  | 1,7E-05/y per km <sup>2</sup>  |
|  |  |   | EF1  | 5,2E-06/y per km <sup>2</sup>  |
|  |  |   | EF2  | 1,2E-06/y per km <sup>2</sup>  |
|  |  |   | EF3  | 2,2E-08/y per km <sup>2</sup>  |
|  |  |   | EF4  | <2,2E-08/y per km <sup>2</sup> |
|  | 1E-07/y wind speed:<br>- maximum translational<br>- maximum rotational   |   | 75,0 m/s<br>60,0 m/s                             |                                |
|  | Path width:<br>- F1 tornado (80% probability)<br>- F2 tornado (19% probability)<br>- F3 tornado (1% probability) |   | 10 m to 50 m<br>30 m to 400 m<br>50 m to 1 100 m |                                |
| Pressure drop for 1E-07/y wind speed                 |  | 40 hPa                                  |  |                                |
| Maximum rate of pressure drop for 1E-07/y wind speed |  | 13 hPa/s                                |  |                                |

From the table above, EF2 tornadoes have an expected probability above 1E-07/y and EF3 tornadoes well below 1E-07/y. Using the EF scale, the estimated maximum tornado wind speeds (three-second gust estimates) are between 61 m/s and 75 m/s. This exceeds the facility design basis three-second gust velocity of 62 m/s.

Design considerations regarding winds are wind loading on walls and missile protection. Weaknesses in design related to this hazard were identified during the external events safety reassessment (EE-SRA), which concluded that further studies related to the hazard were required and also identified design vulnerabilities (such as the emergency diesel generator (EDG) radiators and some ventilation intakes) that needed enhancements. Regarding the identified design vulnerabilities, modification 12029 (*Tornado and High Wind Enhancements*) was, therefore, raised. Refer to letter K-28627-E submitted to the NNR.

6. Aircraft crash

Types of aircraft are classified into civil aviation and military aviation. Civil aircraft contains two major categories, namely, commercial aviation and general aviation. These categories are subject to different flight path restrictions and regulations. The annual aircraft crash rate was determined for each aviation category by considering airfield-related events from nearby airports (landing and take-off activities), in-flight events (directly over or in the immediate proximity of the site), and background crash rates (random crash rates within South Africa).

The aircraft crash rates were calculated per unit site area and are independent of the dimensions of existing or planned plant buildings located at the site (see [Table 9-3](#) below). [Table 9-3](#) provides the results of the assessment of the potential aircraft crash risk as contained in the DSSR.

**Table 9-3: Current Expected Annual Aircraft Crash Rate for the Duynefontyn Site**

|  | Aviation Category |                     | Estimated Crash Frequency (per y/km <sup>2</sup> ) |          |
|--|-------------------|---------------------|--|----------|
| Current expected annual aircraft crash rate per km <sup>2</sup> for the site | Civil aviation    | Commercial aviation | 7,46E-07   |          |
|  |                   | General aviation    | Fixed-wing   | 3,24E-04 |
|  |                   |                     | Helicopters  | 9,34E-07 |
|  | Military aviation | Large               | 1,53E-07   |          |
|  |                   | Small               | 2,37E-07   |          |
|  |                   | Helicopters         | 2,92E-05   |          |

Results from the aircraft crash study showed that the fixed-wing civil aviation and military helicopters had occurrence frequencies greater than 1E-06 per year per km<sup>2</sup>. The risk to the site was considered low, as the immediate airspace above the site was a registered restricted flying area (FAR36 – Restricted Area). The area covers a footprint with a 4,63 km radius, with

its centre at 33°41'00S and 18°26'50E, excluding areas east of the R27 road. The restricted area extends from ground level to 610 m above mean sea level (aMSL). To the east of the site is a danger area (FAD 200A – Danger Area) from ground level to 610 m aMSL, and north-east of the site is a danger area (FAD 200B – Danger Area) from ground level to 1 220 m aMSL.

#### 7. Extra-terrestrial events

The primary concern regarding extra-terrestrial events such as solar storms is the risk of an extended loss of off-site power. The risk has been mitigated by the mobile emergency backup diesel generators.

It is demonstrated above that, although there have been changes in some hazard parameters and new hazards have been screened in, the changes in conditions [REDACTED]

[REDACTED] do not pose a risk to LTO. The impact of the seismic hazard on the screened-in hazards will be confirmed when the seismic studies are completed [REDACTED]

### 9.4 Plant Design

The section describes aspects related to plant design and demonstrates the adequacy of the plant design for LTO. Related to design aspects, consideration was given to the following:

- (i) The current plant design, including applicable changes since the commissioning of the plant
- (ii) The design basis and design criteria
- (iii) Application of defence in depth
- (iv) Fulfilment of the fundamental safety functions
- (v) Design safety margins and safety analyses
- (vi) Configuration management and design documents

In addition to the aspects mentioned above, the following elements, mainly related to operating experience, were considered to further justify the adequacy of the design:

- Challenges to LTO from the USA life extension operating experience
- Operating experience guidance from EPRI
- Gaps found in the licence requirements
- Maintaining the robustness of the three protection barriers
- Provision for ageing management in the design

The current design of the plant is deemed adequate for long-term operation when assessed against the licensing basis and national and international standards based on the conclusions of the PSR plant design review and the global assessment report, [REDACTED]



[REDACTED]

[REDACTED]

[REDACTED]

[REDACTED]

Plant design processes and procedures are adequate to maintain the integrity of the plant design and its documentation to support safe LTO. The PSR assessment of the design documents and configuration management, which found no deviations related to these design aspects, demonstrated this. The plant design processes and procedures provide confidence that modifications to the plant will not affect plant safety for LTO. It was demonstrated through the PSR that Koeberg had appropriate processes to manage any future design issues that might arise during the LTO period. The PSR plant design review concluded that no deviations related to plant design precluded continued plant operation or safe LTO.

The description of the plant design and the design basis is documented in the SAR [\[171\]](#). Therefore, the description of the design in this section will be limited to the aspects related to pressurised water reactor (PWR) technology that directly address radiological barriers.

#### **9.4.1 Results of the Plant Life Extension Feasibility Study**

The feasibility study concluded that the extension of the life of the plant by an additional 20 years was feasible, provided that the identified life-limiting major components were replaced. Implementing these replacements is included in the scope of preparation activities for LTO.

The feasibility study found that the following components would require replacement:

- Steam generators due to primary water stress corrosion cracking, and the replacement was due in 2024 (the activity is included in [Appendix A.1](#)).
- Refuelling water storage tanks due to atmospheric stress corrosion, and the replacement has been completed.
- Reactor vessel head due to primary water stress corrosion cracking, and the replacement has been completed.
- Partial replacement of the high- and low-pressure feedwater heaters due to erosion, fretting, and water hammer. Although these components were mentioned in the feasibility study, they are not discussed further in the safety case, as they are not SSCs important for safety. According to the life-of-plant plan, these components are replaced using a normal engineering life-cycle management process.
- Cables and switchgear replacements due to potential ageing effects. Subsequently, it was determined that large-scale replacement of these components was not required because industry operating experience later revealed that the ageing management philosophies and

strategies were adequate to manage the degradation mechanisms and ageing effects. The details regarding the ageing management of these components are discussed in [§ 9.5.2.3](#).

## 9.4.2 PWR Design Features

The facility consists of two three-loop pressurised water reactors, each rated at 945 MWe and designed for a nominal operating lifespan of 40 years. The section discusses the adequacy of the plant design for LTO and is limited to SSCs related to radiation protection barriers. The PWR design utilises three physical barriers to prevent or minimise radioactive releases, namely:

- (i) the fuel cladding;
- (ii) the reactor coolant pressure boundary; and
- (iii) the containment building.

These barriers ensure staff and public radiation protection under all design basis operating conditions. To help protect the structural integrity of the barriers, the design includes safeguard and safety systems consisting of two redundant trains with emergency backup power sources to prevent or mitigate the consequences of any design basis accident and design extension conditions. The design of these systems is detailed in SAR II-4.1 (*General Information Concerning Safeguard Systems*) [\[171\]](#). In addition, the design of the spent fuel storage facilities will also be discussed, since these facilities are another source of radioactive releases.

Koeberg was designed and built according to the standards and technology of the era, and the design of the plant has been continually improved through modifications identified through regular safety reassessments (PSRs), improved regulatory requirements and international standards, operational experience and lessons learnt, and for alignment with the latest technological advancements and insights.

Based on the elements considered above, some of the major components have been upgraded, or will be upgraded, to ensure adequacy for LTO as discussed below. The LTO assessments have identified plant design changes or modifications to address design life limitations and equipment qualification limitations and to improve nuclear safety in preparation for LTO, [REDACTED].

### 9.4.2.1 Safety-Related Design Description

#### 9.4.2.1.1 The Radiation Barriers

- First barrier: fuel

[REDACTED] advanced cladding alloy [REDACTED] were selected as the cladding material for the fuel (the first safety barrier) because of their favourable mechanical properties, such as high resistance to corrosion and low neutron absorption. Other materials

used to construct the fuel assembly are Inconel 718 and stainless steel AISI 304L. The stresses on the cladding are limited by the choice of uranium oxide density, the pellet-cladding gap, and the initial helium pressure contained in the rods. The fuel assembly design incorporates intermediate mixer vane grids, which help minimise mechanical interaction effects (erosion by fretting) between the cladding and the grids to promote thermal-hydraulic exchanges between the channels.

Considerable operating experience has been acquired with the [REDACTED] [REDACTED] and the [REDACTED] and advanced fuel cladding [REDACTED]. Between 1989 and 2019, more than 5,4 million [REDACTED] [REDACTED] fuel rods were operating in several reactors. The Westinghouse advanced alloy [REDACTED] has likewise acquired a considerable amount of operating experience. The overall operating results of this type of fuel have indicated that the rate of cladding failure is considerably lower than the rate assumed for the design of the reactor coolant clean-up system. Further details regarding the operating experience and testing of the fuel are documented in SAR II-2.3 (*Mechanical Design of the Core*) [171]. Based on the operating experience documented in SAR II-2.3, this design and material choice are robust and used in many other plants and are, therefore, adequate for LTO.

[REDACTED]  
[REDACTED]  
[REDACTED]  
[REDACTED]

[REDACTED]

[REDACTED]

- Second barrier: reactor coolant pressure (RCP) system

The reactor coolant pressure boundary is the second safety barrier to prevent the release of radioactivity. The RCP system and associated auxiliary control and protection systems are designed to ensure the integrity of the reactor coolant pressure boundary with adequate margins during normal operation and anticipated operational occurrences. The system is also designed

to ensure core cooling and heat transfer from the fuel to the secondary system, contribute to reactivity control, and regulate the pressure of the reactor coolant. The RCP system is similar in design to the EDF 900 MW fleet. The detail regarding the design bases, safety function, and safety role of each major component and the interfacing of various other systems is described in SAR II-3.1 (*Reactor Coolant System Description*) [171]. The following major components from the second barrier were identified for replacement to ensure that the second barrier would be adequately robust for LTO.

- \* **Steam generators:** the steam generators will be replaced (refer to [Appendix A.1](#) LTO Integrated Preparation Plan) due to the material being susceptible to primary water stress corrosion cracking (PWSCC) (refer to modification [REDACTED] (*SGR KNPS – Design Report – SGR System Design*) [1]). The proposed replacement steam generators include improved tube material [REDACTED] that provides significant resistance to PWSCC and extended operational life. A comprehensive review and update of the associated design requirements and accident studies have been performed. Additionally, an updated fatigue transient listing has been established to cater for 60-year plant life.
- \* **Reactor pressure vessel:** the reactor pressure vessel (RPV) closure heads included [REDACTED] penetration nozzles prone to PWSCC. This degradation mechanism led to the replacement of the Unit 1 reactor pressure vessel closure head in 2008 and Unit 2 in 2022. The new closure heads have [REDACTED] penetration nozzles. This is the same design implemented in the EDF 900 MWe fleet and numerous other international units. The construction material for the RPV is American Society of Mechanical Engineers (ASME) SA-508 Class 3, and the internals are layered with 7,5 mm-thick stainless steel (type 308L). The condition of the RPV material is monitored for any ageing effects caused by fast neutron irradiation using the reactor vessel surveillance programme (RVSP). There are six capsules installed in each RPV that contain RPV beltline material and dosimeters to characterise the embrittlement of the material over the design life of the RPV. To date, the test data results indicate that a 60-year lifespan of the RPV is achievable.
- \* **Pressuriser:** the pressuriser controls the primary coolant pressure. The lower end of the pressuriser is equipped with six banks of heaters that have a nominal rating of 1 440 kW and a surge line that connects to the Loop 1 hot leg of the reactor coolant system. The top end of the pressuriser is equipped with a spray system connected to the cold leg of the RCP. The upper end includes nozzles for connecting pressure relief valves and safety valves. Two of the heater banks [REDACTED] have a qualified life of 40 years and will be replaced in support of LTO. The replacement of the pressuriser heaters is contained in the LTO IPP in [§ 14.0](#). The details of the design of the pressuriser are contained in SAR II-3.3.5 (*Pressurizer*) [171].

- Third barrier: containment building

The containment buildings house the nuclear reactors, steam generators, reactor coolant pumps, and other primary system equipment and act as the third barrier to prevent the release of radioactive material to the environment during normal operation and design basis accidents. Furthermore, they protect the equipment inside from the external environment. The reinforced concrete containment buildings are post-tensioned and have a leak-tight steel liner. The design is similar to the containment of the EDF 900 MW fleet. The technical detail in terms of the design basis and the plant design interface is documented in SAR III-3.4 (*The Third Barrier - Containment*) [\[171\]](#).

Due to significant chloride loading into the containment civil structure from the atmosphere at Koeberg that was not anticipated during the design stage, the external surfaces of the containment buildings have suffered from chloride ingress that causes rebar corrosion. Since the year 2000, various investigations, tests, and evaluations have been dedicated to the required recovery. The first was removing loose and spalled surface areas, followed by repairs. Several repair projects have been completed to date. However, it is clear that these efforts are temporary and not a permanent solution. An investigation by a group of international experts concluded that the only permanent solution was to protect the internal rebar and tendons through impressed cathodic protection. [REDACTED]

[REDACTED] [REDACTED] [REDACTED] [REDACTED] [REDACTED] [REDACTED] [REDACTED] [REDACTED] [REDACTED] [REDACTED]

A modification to provide such a system (based on the outcome of a mock-up) is in progress. Further detail regarding the ageing management of the containment structure is discussed in [§ 9.5.2.1](#). Ongoing improvements are being made to preserve and improve the condition of the containment buildings, and the technical evaluation of the TLAA, as documented in [§ 9.5.2.1](#), concluded that the containment structural integrity was ensured for the planned long-term operation.

\* **Monitoring radioactive releases:** the plant radiation monitoring system (KRT) was replaced strategically over a planned period in various plant locations, starting from October 2012 and completed in October 2015. The KRT system performs a significant function in continuously monitoring all major and potential radioactive release paths to personnel and the public during normal operation and postulated accidents. The system was replaced to ensure that reliability would continue unaffected, to address obsolescence, and to gain confidence that the system functionality of continuous monitoring would be achieved. The design of the new system provides approximately 20% more channels for monitoring of potential sources (or levels) of radioactivity. Each steam generator is monitored by a KRT channel for primary to secondary leak rate and gamma activity. The blowdown water from each steam generator is also monitored by individual KRT channels, whereas all three steam generators were previously monitored by two channels. The system has the capability to be expanded and upgraded for future modifications. The new KRT system is adequate for LTO, as it has been manufactured with modern technology, adequate spares are

available for the foreseeable future, and obsolescence is not currently a risk. Koeberg has an obsolescence programme that will ensure the effective management of obsolete spares during LTO. The PSR ageing assessment identified the obsolescence programme as having a deviation with low significance. [REDACTED]

[REDACTED] Further details regarding the obsolescence programme are discussed in [§ 9.5.1.5.3](#).

#### 9.4.2.1.2 Spent Fuel Facilities

The section below discusses the adequacy of the design of the major components related to the storage of spent fuel.

##### 1. Refuelling water storage tanks

The refuelling water storage tank design is adequate for long-term operation. These tanks were replaced on Unit 1 in 2018 (Outage 124) and Unit 2 in 2019 (Outage 224). The main reason for the plant change was to manage the atmospheric stress corrosion cracking in the tank shell, an ageing degradation mechanism. The new tank is made of an improved material that is resistant to this degradation mechanism and, therefore, has a longer lifespan, thus maintaining the safety function for the entire period of LTO. The new tank has also been designed and manufactured to withstand an earthquake more severe than the SSE, which further aids Koeberg's capability to manage design extension conditions involving earthquakes. The general design specifications and characteristics of the new tanks are described in SAR II-8.4.2.2 (*General Design*) [\[171\]](#).

##### 2. Fuel building

The plant design includes a fuel building containing a spent fuel pit area. This area is where the spent fuel is stored in racks covered by water. The design of the fuel storage is described in SAR II-1.9.4 (*Fuel Building*) [\[171\]](#). The facility has been modified to increase pool storage capacity. It was [REDACTED] later modified according to ANSI/ANS 57.2-1983 to install super-high-density storage racks. The fuel storage facility is adequately designed to allow heat removal in all operational states and accident conditions and maintain the structural integrity of the fuel elements throughout the intended period of LTO and during the decommissioning phase of the plant.

An assessment [REDACTED] was performed on the spent fuel pool to evaluate the ageing effects of the neutron-absorbing materials and determine possible LTO without the requirements of an AMP. The assessment concluded that the spent fuel pool was adequate for LTO without an AMP; however, the recommendations mentioned in the assessment need to be carried out for defence-in-depth and assurance purposes.

### 3. Fuel storage

The fuel racks inside the spent fuel pool at Koeberg have been reaching maximum storage capacity, as the plant approaches the end of its operating licence. Additional spent fuel storage facilities are required to safely store the spent fuel produced during the LTO period. Therefore, Koeberg utilises dry storage fuel casks to safely store spent fuel that has been subjected to cooling in the spent fuel pool for a period of at least 10 years. The Koeberg plan is to have a larger dry cask storage facility. This ensures that there will be sufficient storage for LTO. The design bases for the dry storage casks are described in SAR II-8.1 (*Storage and Handling of Spent Fuel Shipping Casks*) [\[171\]](#).

### 4. Cask storage building (CSB)

Initially, the cask storage building was relicensed to temporarily store a limited number of casks as part of the re-racking project. Further to this intervention, Koeberg intended to increase the number of storage casks and store more storage casks in the CSB for a longer period. This required additional analyses and assessments. In accordance with US design code standard ASCE 43-05, a new assessment concluded that the CSB building was not suitable for medium- to long-term storage of fuel casks. Modification XXXXXXXXXX (*CSB for Fuel Storage Casks*) [\[2\]](#) has been raised to harden the structure against seismic hazards and other design basis external events. The CSB is capable of storing 11 casks for the full period of LTO. The modification to the CSB is planned to be completed by 2024, and its structural integrity will be qualified for the entire period of LTO.

### 5. Transient interim storage facility (TISF)

A transient interim storage facility (TISF) is being constructed for the storage of additional casks. It will be utilised until the establishment of the central interim storage facility (CISF) by the government. Further detail regarding the use of the TISF for high-level waste is discussed in [§ 9.7.3.11](#).

#### 9.4.2.1.3 Safety-related modifications

The safety improvement modifications listed below are based on the PSR plant design review [\[111\]](#).

##### 1. Control room habitability

The control room was built for the operators to monitor and operate the plant safely under normal operating conditions and maintain the plant safely under accident conditions. The control room provides protection to the control room occupants against high radiation levels resulting from an accident and releases of radioactive material with a dose limit not exceeding 50 mSv for the whole body. The PSR plant design review found this to be a deviation, as the dose limit could not be achieved based on the volumetric flow rate test performed in July 2021. Modifications to resolve the problem will be implemented in accordance with the LTO IIP. Several mitigating actions have been implemented to reduce the radiological consequences to the control room

occupants in the event of an accident with radiological releases. [REDACTED]

## 2. Nuclear component cooling system (RRI) pump room

Appendix J of 331-608 (*KNPS 3rd Periodic Safety Review Global Assessment Report and Integrated Implementation Plan Report*) [112] states that the RRI pumps, which are located in the nuclear auxiliary building at the -6.7 m level, are protected against flooding at the highest postulated seawater level. The pumps are mounted on 0.5 m plinths. The design has considered the possibility of a flooding accident due to a maintenance or operational error. The PSR plant design review found flooding of the RRI pump room on two occasions. In the second flooding incident, the plant was close to losing all RRI pumps, and therefore the incident represents itself as a common cause failure. Mitigating actions have been implemented to prevent such an incident and mitigate its consequences. Furthermore, to prevent the common cause failure of both trains, modification [REDACTED] is to be implemented. The modification is included in the PSR integrated implementation plan. The PSR plant design review, therefore, concludes that timely resolution of this deviation will improve safe operation during LTO.

### 9.4.3 Design Basis for the Facility

Koeberg is a [REDACTED] designed plant with its nuclear safety design criteria based on the ANSI [REDACTED] code. [REDACTED] The design basis of Koeberg considers the general principal design criteria for nuclear power plants, 10 CFR 50 Appendix A, to ensure that the operation of the plant is inherently safe throughout its operating life. The SAR I-4.3.2.3 (*Principles Applicable to the NSSS and Safety Systems – Analysis of the US NRC General Design Criteria*) [171] discusses how the Koeberg design meets the 10 CFR 50 Appendix A criteria. Koeberg complies with all the criteria, except the control room envelope or habitability criterion as discussed previously.

The Koeberg design basis conforms to modern international codes and standards that ensure a high degree of confidence for the safe operation of the plant and the mitigation of potential events that can jeopardise the safety of the plant.

The PSR plant design review concluded that, although deviations with low significance were raised concerning several codes and standard shortfalls for the civil, structural, and mechanical design aspects of the plant, most plant designs conformed to modern local and international standards.

The design basis has a range of conditions and events considered in the design of SSCs according to established criteria. The plant can withstand them without exceeding any limits. Where new plant design modifications are made, the design process allows for reconciliation analysis between new and old codes to ensure correct plant interfacing between old and new SSCs.



Koeberg considers the ageing effects of SSCs important for safety under design basis conditions, including transient conditions, and has postulated initiating event conditions in the specifications for equipment qualification programmes during all normal and accident conditions applicable to the equipment.

The SSCs important for safety at Koeberg are appropriately designed and configured to meet the requirements for the safe operation of the plant and the prevention and mitigation of events that can jeopardise safety. The design basis for all SSCs important for safety is systematically justified and defined in the SAR and is used as the basis for continuous safe operation.

KBA0022OTS0000001 (*Operating Technical Specifications (OTS)*) [\[156\]](#) ensures that the plant is safely operated in accordance with the normal operating design limits. The role and purpose of the OTS are to define the normal operating limits necessary to remain within the reactor design assumptions, define the operability requirements of safety functions, and prescribe the actions required if normal operating limits are exceeded or a required safety function is inoperable. Accident analyses were performed for Condition II, III, and IV events to demonstrate the ability to safely shut down the plant in the event of any design basis accidents. Design basis accident studies are described in SAR III-4.4.2 (*Rationale for Accidents Analysed*) [\[171\]](#).

Koeberg performs probabilistic safety assessments (PSAs) to assess the off-site radiological risk due to accidental releases of radioactive materials and ensure that it is within the regulatory criteria specified in RD-0024. The PSA results [REDACTED] to demonstrate compliance with the regulatory requirements of RD-0024. [REDACTED]

[REDACTED] The RAR concludes that Koeberg has operated safely since commissioning based on the historical review data. The PSA model will be periodically updated to consider operating experience to ensure compliance with risk limits throughout the LTO period.

It is ensured that plant SSCs important for safety have appropriate design characteristics and are arranged and segregated in such a way to meet the requirements for plant safety and performance. The plant SSCs are classified in accordance with 240-89294359 (*Nuclear Safety, Seismic, Environmental, Quality, Importance and Management System Level Classification Standard*) [\[82\]](#) to establish the SSCs that are important for safety. This classification allows appropriate management, maintenance, and testing to provide confidence that they will perform their safety function when required. The Eskom classification standard is in line with the classification requirements of the applicable international codes and standards.

Safety-related electrical components of the plant are designed and manufactured in accordance with the Institute of Electrical and Electronics Engineers (IEEE) rules and criteria. Safety-related mechanical components of the plant are designed and manufactured in accordance with the American Society of Mechanical Engineers (ASME) code. These codes provide the rules for classifying components based on the nuclear safety function of the component. These rules are described in 240-89294359 (*Nuclear Safety, Seismic, Environmental, Quality, Importance and*

*Management System Level Classification Standard*), which is utilised when new components are added to the design of the plant through modifications. The rules and requirements are documented in SAR II-1.2 (*Classification of Equipment, Structures and Systems according to Nuclear Safety, Seismic, Environmental, Quality and Importance Levels*) [\[171\]](#).

The design and construction of the spent fuel storage facility are based on the ANSI 57.2-1983. This design code was used when the spent fuel pool facility was modified to install super-high-density storage racks to accommodate more than 10 years' worth of spent fuel storage (see [§ 9.4.2.1.2](#)).

The PSR assessment concluded that the design basis of the existing plant was adequate for LTO. However, to ensure continuous improvement during the LTO period, safety improvements associated with codes and standards are included in the PSR IIP.

#### **9.4.3.1 Reassessment of the Design Basis**

The LTO assessments have not identified any need for design basis reassessment. Following the Fukushima Daiichi accident, a safety reassessment (EE-SRA) to evaluate the response of the plant against DECAs was performed. Based on the outcomes of the safety reassessment, mitigating actions were identified and accepted by the NNR. The ongoing seismic studies as mentioned in [§ 9.4.6](#) are in progress and will be included in the DSSR, when completed. Any potential design basis reassessment will be determined on the conclusion of the DSSR studies and the PSR IIP safety improvements related to the design extension conditions analysis, H<sub>2</sub> explosion studies, etc. At present, as discussed in [§ 9.4.2](#), the design basis remains unchanged and adequate for safe LTO.

#### **9.4.4 Application of Defence in Depth in Plant Design**

The prevention and limitation of accidents are based on the concept of defence in depth, first developed by the United States (US) Nuclear Regulatory Commission (NRC) in document WASH-1250 (1973). This calls for the plant design to have adequate defence in depth through a combination of several layers of protection.

SAR I-4.3.2.2.1 (*Defence in Depth*) [\[171\]](#) discusses the application of the defence-in-depth concept. The approach is according to standard ANSI N18.2-1973 and according to US NRC document WASH-1250 (1973), which requires that three levels of defence be covered. Where ANSI-18.2 was inadequately detailed, ANSI 51.1-1983 has been used in modifications and classifications, except for the spent fuel pool storage, which was designed based on ANSI 57.2-1983. The levels of defence in depth are accident prevention through conservative design and quality of fabrication (Level 1), provision of protection systems to stop the development of an accident (Level 2), and control of accidents to limit radiological releases and prevent escalation to core melt conditions (Level 3). The SAR also notes that "In practice, a fourth level of defence now exists with emergency operating procedures for coping with beyond-design-basis accidents and the emergency plan" (SAR I-4.3.2.2.1 (*Defence in Depth*)).

The approach to the application of defence in depth does not fully align with current international relevant good practice guidance provided in the later IAEA INSAG-10 standard, which introduces two additional levels, that is, to control accidents with significant core melt to limit off-site releases (Level 4) and mitigation of the radiological consequences of radioactive releases that can potentially result from accidents (Level 5).

The Koeberg SAR, which focuses on Levels 1, 2, and 3, is not fully aligned with the approach documented in IAEA INSAG-10; however, evidence of elements of Levels 4 and 5 does exist at Koeberg such as the severe accident guidelines and associated design provisions to support the severe accident management guidelines (SAMGs) and a comprehensive emergency plan.

The PSR plant design review captured this shortfall as a deviation with a safety significance of low. A commitment was made to a proposed safety improvement action that Koeberg would achieve full alignment with current international relevant good practice guidance for the defence-in-depth concept, which gives a refined structure of the five levels of defence in depth. It is noted that this shortfall does not preclude safe plant operation or safe LTO. In accordance with RG-0028, the safety improvements will be completed within a reasonable time, following the NNR's concurrence with the plan before the next PSR. [REDACTED]

#### **9.4.5 Fulfilment of the Fundamental Safety Functions**

The Koeberg requirements as documented in the SAR are broadly in line with the fundamental safety functions as specified in international relevant good practice guidance provided in applicable IAEA SSR-2/1 and IAEA General Safety Regulations (GSR) Part 4 standards, that is:

- control of reactivity;
- removal of heat from the reactor and fuel storage; and
- confinement of radioactive material, shielding against radiation and control of planned radioactive releases, and limitation of accidental radioactive releases.

SAR I-4.3.2.5.1 (*Protection Against External Hazards*) states that the fundamental requirements of the plant are to:

- preserve primary circuit integrity;
- shut down the reactor and remove the residual energy; and
- limit the release of radioactive substances at the site boundary to an acceptable value.

SAR I-4.3.2.3.21 (*Protection System Requirements for Reactivity Control Malfunctions*) recognises the importance of the reactivity control systems to ensure that specified acceptable fuel design limits are not exceeded due to anticipated operational occurrences.

Several SAR chapters deal with the SSCs that fulfil the fundamental safety functions stated above. The information below is a general summary from the SAR, noting that further detail on the individual systems is provided in the SAR and associated DSE (Dossier de Système Élémentaire) chapters.

The PSR plant design review concluded that the plant design was adequate for the fulfilment of the FSFs. The global assessment identified deviations that had an impact on the FSFs, and the safety improvements to address these are contained in the PSR IIP [\[112\]](#). Further details on the findings of the global assessment relating to the fulfilment of the FSFs are discussed below in [§ 9.4.5.4](#).

#### **9.4.5.1 Control of Reactivity**

Concerning the control of reactivity, as noted above, SAR I-4.3.2.3.21 states the need for the protection system to, firstly, be designed to automatically initiate the operation of appropriate systems, including the reactivity control systems, to ensure that specified acceptable fuel design limits are not exceeded due to anticipated operational occurrences and to, secondly, sense accident conditions to initiate the operation of SSCs important for safety.

The protection system is designed to limit reactivity transients so that fuel design limits are not exceeded. To achieve this, a fully automatic reactor protection system (RPR) with appropriate redundant channels is provided to cope with transients where insufficient time is available for manual corrective action. The design basis for the protection system is in accordance with IEEE Standard 279-1971.

The reactor protection system automatically initiates a reactor trip when any variable monitored by the system or combination of monitored variables exceeds the normal operating range. Set points are designed to provide an envelope of safe operating conditions with adequate margin for uncertainties to ensure that fuel design limits are not exceeded.

Core reactivity is controlled by:

- adjusting the concentration of boric acid dissolved in the coolant;
- placing burnable poison rods in selected fuel assembly guide tubes; and
- moving the rod cluster control assembly (RCCA) into the core.

#### **9.4.5.2 Removal of Heat from the Reactor and Fuel Storage Pool**

Concerning the removal of heat from the reactor, SAR I-4.3.2.3.30 (*Residual Heat Removal*) [\[171\]](#) states the need for a system to remove residual heat from the reactor. The system safety function is to transfer fission product decay heat and other residual heat from the reactor core at a rate such that specified acceptable fuel design limits and the design conditions of the reactor coolant pressure boundary are not exceeded.

The steam generator main feedwater system (ARE) allows the residual heat produced in the core and heat from other sources after subcriticality during reactor shutdown to be removed without

exceeding the design limits for the fuel and the reactor coolant system pressure envelope. Normally, the system is used during the first phase of cooldown, but is dependent on the availability of the turbine bypass system (GCT) and the condenser.

The auxiliary feedwater system (ASG) can be used as a backup to the main feedwater system in conjunction with the GCT atmospheric relief system to remove residual heat from the core.

One or more reactor coolant pumps ensure circulation of reactor coolant in the core if the off-site power supply is available and, otherwise, by natural circulation.

At lower pressures, reactor coolant circulation and core cooling are ensured by two pumps and two heat exchangers of the residual heat removal system (RRA), which are themselves cooled by the component cooling system (RRI), which, in turn, is cooled by the essential service water system (SEC).

Both RRA pumps and heat exchangers and RRI and SEC trains would normally be in service during cooldown.

The safety injection system (RIS) provides an emergency core cooling system to cope with any loss-of-coolant accident (LOCA) in the primary coolant system.

SAR I-4.3.2.3.34 (*Containment Heat Removal*) [\[171\]](#) states the need for a system to remove heat from the reactor containment. The system safety function is to reduce rapidly, consistent with the functioning of other associated systems, the containment pressure and temperature following any LOCA and maintain them at acceptably low levels.

Concerning the removal of heat from the fuel store, SAR I-4.3.2.3.52 (*Fuel Storage and Handling, and Radioactivity Control*) [\[171\]](#) states the need for a fuel storage system with a reliable residual heat removal capability, having a functional capability for increased cooling capacity, component testing, and maintenance during various modes of plant operation.

Irradiated fuel is stored under water in racks in the spent fuel pit. Spent fuel pit water is circulated through the spent fuel pit cooling system (PTR) to maintain water temperature, purity, and clarity according to specifications.

The installation is designed to ensure the safe containment of radioactive substances. Piping outlets from the spent fuel pit are at a level that ensures that stored elements remain covered by water should the PTR cooling system develop a leak. The system provides reliable, redundant heat removal capabilities with backup electrical supplies from the other unit.

The installation is designed to prevent a significant reduction in fuel storage coolant inventory under accident conditions by the design of the spent fuel pit to seismic Class 1 and provision of a demineralised water distribution system (SED) and firefighting water distribution system (JPD) supplies as backup to PTR.

The fuel storage and handling systems are described in more detail in SAR II-8 (*Storage and Handling of Spent Fuel Shipping Casks*) [\[171\]](#).

### 9.4.5.3 Confinement of Radioactive Material

Concerning the confinement of radioactive material, shielding against radiation and control of planned radioactive releases, and limitation of accidental radioactive releases, a steel-lined, pre-stressed concrete containment encloses the reactor coolant system (SAR I-4.3.2.3.12 (*Containment Design*) [\[171\]](#)). With a few exceptions, all penetrations through the containment enter penetration rooms in the nuclear auxiliary and fuel buildings, which are separately ventilated to collect and process any penetration leakage. The containment isolation will limit leakage by providing an essentially leak-tight barrier against the spread of radioactivity that may be released into the containment atmosphere in the unlikely event of a serious accident. Other systems provided to lessen the amounts of radioactivity that may leak from the containment to the environment are the safety injection system (RIS) and the containment spray system (EAS), limiting the pressure and temperature inside the containment to values below the design conditions for all postulated accidents.

SAR I-4.3.2.3.28 (*Inspection of Reactor Coolant Pressure Boundary*) [\[171\]](#) indicates that components of the reactor coolant pressure boundary are designed to permit periodic inspection and testing of important areas and features to assess their structural and leak-tight integrity and are subject to an appropriate material surveillance programme for the reactor pressure vessel. The reactor coolant pressure boundary is periodically inspected, which complements the various leakage collection systems in assessing the integrity of the pressure boundary components.

SAR I-4.3.2.3.48 (*Reactor Coolant Pressure Boundary Penetrating Containment*) [\[171\]](#) notes that each line that is part of the reactor coolant pressure boundary and that penetrates primary reactor containment is provided with containment isolation valves. The specifications of this provision are aligned with 10 CFR 50.2; the reactor pressure boundary extends to the outermost containment isolation valves in lines that are connected to the primary system. A detailed description of the isolation arrangement of each piping penetration and a comparison of the arrangement with the criterion with exceptions are contained in SAR II-4.2.4.

SAR I-4.3.2.3.51 (*Control of Releases of Radioactive Materials to the Environment*) [\[171\]](#) details that the design includes the means to control the release of radioactive materials in gaseous and liquid effluents and manage radioactive solid wastes produced during normal reactor operation, including anticipated operational occurrences. Waste treatment systems have been incorporated into the facility design to process or retain radioactive wastes from normal operation and anticipated operational occurrences. Controls and monitors capable of closing discharge isolation valves are provided to ensure that releases are in accordance with the NNR's LD-1020 [\[271\]](#).

SAR I-4.3.2.3.55 (*Monitoring Radioactivity Releases*) [\[171\]](#) details that, in addition to measurement of radioactivity by a sampling of the effluents before release, devices are provided for continuous measurement of the activity of potentially contaminated releases. In addition, samples are taken in the power station area to monitor the ambient radioactivity: surface water, groundwater, food pre-products, etc.

The containment spray system (EAS) is designed to rapidly decrease containment temperature and pressure following a loss-of-coolant accident. The system consists of two redundant trains, each capable of ensuring 100% of the safety function.

SSC classification-related processes and procedures, thus, allow the components for the systems mentioned above to be classified based on their role in achieving the fundamental safety functions.

331-195 (*Koeberg Accident Analysis Manual*) [100] describes the process for performing accident analysis. An objective of the analysis is to verify the adequacy of the plant design (that is, the SSCs and the barriers incorporated into the design) and the capacity of the safety systems to fulfil the safety functions required of them.

#### **9.4.5.4 Condition of the FSFs**

The PSR global assessment identified 18 deviations that could affect core cooling and the confinement of radioactive material FSFs. Only one deviation was graded as “high” and was linked to the control room not being sufficiently protected against the ingress of radioactive material. Only one deviation was graded as “medium” and was linked to the modifications identified to mitigate the effects of external hazards beyond the design basis and DEC-A conditions. The remaining 17 deviations were all graded as “low”. The impact analysis of the deviations for the FSFs concluded that no significant cumulative effect was identified, and no global issue was raised. The PSR plant design review found the current status of plant safety to be considered sufficient for safe operation and LTO, [REDACTED]. Therefore, the FSFs were not challenged and were deemed adequate for LTO.

#### **9.4.6 Design Safety Margins and Safety Analyses**

##### **9.4.6.1 Design Safety Margins**

LTO for Koeberg is supported by the availability of sufficient safety margins incorporated into its plant design.

WANO GP ATL-11-005 (*Excellence in the Design and Management of Design and Operating Margins*) [288] guides utilities in finding, evaluating, prioritising, and resolving safety margin concerns. It states that conservatisms incorporated into system design and operational limits (that is, the design and operating margins) ensure that operators and plant systems have sufficient flexibility to accommodate routine activities and respond to anticipated transients and accident scenarios effectively. Careful configuration control, evaluation of changes, and equipment condition monitoring are noted as necessary to maintain acceptable levels of design and operating margins.

IAEA GSR, Part 4, Requirement 13 (*Safety Assessment for Facilities and Activities*) [235] requires that the plant design ensure adequate safety margins. There is a wide margin to failure of any SSC important for safety for any anticipated operational occurrences or possible accident conditions.

Considering this requirement, 36-197 (*Koeberg Licensing Basis Manual (KLBM)*) [120] indicates that plant design activities are conducted to encompass prudent safety margins within the design. This is as required by WANO GP ATL-11-005 (*Excellence in the Design and Management of Design and Operating Margins*) [288]. For example, SAR I-4.3.2.3.11 (*Reactor Coolant System Design*) [171] is specific to reactor coolant system (RCP) design, noting that the associated SSCs achieve a large margin of safety by using proven materials and design codes and proven fabrication techniques, non-destructive testing, and system leakage testing of assembled components.

Section 3.11 of 331-195 (*Koeberg Accident Analysis Manual*) [100] concerns margin evaluation. It presents the margin model provided by WANO GP ATL-11-005 and details that this provides the basis for the principles of margins and as accepted by Koeberg. Design margin accounts for design assumptions used in calculations, equipment tolerances such as structural component dimensions, instrumentation tolerances, calculation round-off, and allowance for degraded equipment performance. The accident analyses must provide an engineering document that includes a summary of the margins between the calculated results from the limiting case and the corresponding acceptance criteria.

The design of Koeberg has ensured that sufficient provision for defence in depth exists. Safety margins are ensured by applying the general design principles prescribed in 10 CFR 50 Appendix A in the design of the plant, such as defence in depth, single failure criterion, redundancy, and diversity. The design of the safeguard systems caters for the possibility of the single failure of passive and active components important for safety. The single failure criterion also applies to the Koeberg design of the safety-related fluid systems provided to mitigate the consequences of Condition III and Condition IV events as described in ANSI N18.2-1973. The Koeberg design caters for redundancy of safety systems by incorporating an independent duplicate of each safety system, known as Train A and Train B, for each unit. The design, furthermore, caters for diversity in some cases such as the ASG pumps, with ASG 001 and 002 PO being electric-motor-driven and ASG 003 PO steam-turbine-driven pump performing the same function.

Operationally, throughout the life of the plant, safety margins are maintained through the following:

- Adequate qualification of SSCs important for safety
- Adequate execution of ageing-management-related programmes for SSCs important for safety
- Operation of the plant within the operating limits and conditions
- Use of the technical specifications
- Appropriate plant upgrades where margins can no longer be maintained
- Additionally, the loading on the plant is monitored and a transient report maintained. To adequately monitor the loading on the plant, the SSCs with critical loading limitation have been identified, and the loading is monitored.



All of these aspects mentioned above related to maintaining safety margins were reviewed in the PSR actual condition of SSCs assessment [\[111\]](#) and found to support entry into LTO. Where deviations were identified, the safety improvements to address these will be implemented in accordance with the LTO IIP. Additionally, the PSR actual condition of SSCs assessment [\[111\]](#) concluded that there were processes to ensure that the safety margins were known. Where margins were degraded, adequate programmes were embedded to ensure that the necessary component replacements or refurbishments were made to improve safety margins.

#### **9.4.6.2 Safety Analyses**

The design of the facility is informed by extensive and comprehensive safety analyses that have confirmed that the facility can operate for an additional 20 years. This section discusses the safety analyses aspects, namely, deterministic safety analysis, probabilistic safety assessment, and hazard analysis, related to the design of the facility.

- **Deterministic safety analysis**

The deterministic safety analysis performed considered a comprehensive list of postulated initiating events to assess the integrity of the barriers during the life of the plant. These postulated accidents do not yield the same consequences or the probability of occurrence. Therefore, they are classified into different categories (Condition I to Condition IV) based on their frequency and radiological effects in accordance with the ANSI N18.2-1973 standard. SAR section III-4.3.1.1 (*Classification of Operating Conditions*) [\[171\]](#) describes possible events for each condition as mentioned in ANSI N18.2-1973. The system DSE (Dossier de Système Élémentaire) manual, Chapter 7, describes the safety analysis of the nuclear steam supply systems (NSSSs) in detail.

As discussed in [§ 9.1.1.5](#), the results of the PSR deterministic safety analysis review indicated that the facility had comprehensive DSA and that:

- \* the DSA for design basis accidents was aligned with national and international standards; and
- \* the DSA for design extension conditions had to be improved for alignment with national and international standards.

Although the plant was not yet fully aligned with the international requirements related to DEC, the deviations did not have a significant impact on the existing ability of the plant to prevent and/or mitigate DBA, DEC-A, or DEC-B accidents.

#### **Probabilistic safety assessment**

The probabilistic safety assessment (PSA) adequately complements the DSA, and it is a comprehensive and structured analytical tool to identifying accident scenarios and derive numerical estimates of risks of undesirable consequences concerning the operation of the

facility and its associated plant vulnerabilities and, as such, is suitable for making risk-informed decisions relating to the design of the plant.

Through the PSR PSA review, it was demonstrated that the PSA was adequate for risk-informed applications to support engineering, operations, and nuclear safety decision-making within the current scope of the model and to demonstrate licence compliance. PSA is used extensively at Koeberg to support safety management and decision-making through the safety evaluation, non-conformance, and qualitative risk processes. As it relates to the design aspects, PSA is used extensively to complement DSA; for example, it is used in the definition of safety classification of SSCs important for safety and to determine the impact of changes to operating technical specifications, procedures, etc.

The PSR probabilistic safety assessment review demonstrated that the PSA remained valid as a representative model of the plant, that the current plant design and operating features had been modelled to a sufficient level of detail, and that the results were sufficiently well-balanced for all postulated initiating events (PIEs) and operating states.

The ASME peer reviews concluded that the PSA generally met Capability Category II, and therefore, the existing scope, capability, and application of the PSA were sufficient for licence compliance and risk applications. The review demonstrated that the existing PSA was sufficient to support the PSR GA.

This review confirmed that the overall PSA results demonstrated that the risk associated with operation of the facility were well within the principal safety criteria (risk limits) specified in RD-0024 (*Requirements on Risk Assessment and Compliance with Principal Safety Criteria for Nuclear Installations*) [277] and, therefore, supported safe continued operation. However, the review identified 23 deviations: 21 graded to have “low” safety significance and two “drop” safety significance. The deviations did not impede the continued safe plant operation, and the identified safety improvement actions for the deviations needed to be implemented and prioritised in accordance with the deviation safety significance grading.

Two of the deviations could affect LTO. These were as follows:

- \* The emergency plan technical basis needed to be reassessed to consider the impact of the significant safety improvements made at the facility in recent years, the pursuit of LTO, the impact of new regulatory guidance on the EP, and new international EP requirements published by the IAEA in recent years incorporating OE and lessons learnt from the accident at Fukushima Daiichi nuclear power plant (NPP).
- \* Eskom recently committed itself to a strategy with the Regulator to undertake a seismic re-evaluation of the plant, of which reassessment the seismic PSA was the cornerstone. As such, it was imperative that the seismic PSA be developed in the near term. (This was not a prerequisite for LTO.)

This review confirmed that the overall PSA results demonstrated that the risk associated with operation of the facility were well within the principal safety criteria (risk limits) specified in RD-0024 (*Requirements on Risk Assessment and Compliance with Principal Safety Criteria for Nuclear Installations*) [277] and, therefore, supported safe continued operation. The deviations did not impede the continued safe plant operation, and the identified safety improvement actions for the deviations needed to be implemented and prioritised in accordance with the deviation safety significance grading.

- Hazard analysis

Hazard analysis was performed to ensure that the plant was adequately designed against internal and external hazards. During the PSR hazard analysis review, the robustness of the plant against internal and external hazards was assessed. The assessment concluded that the plant was mainly robust against internal hazards, with some vulnerabilities identified related to external hazards. Six deviations with a “medium” safety significance grading were raised mainly regarding robustness against external hazards. The medium deviations referred to the updating of the hazard-related information in the site safety report, the absence of the hydrogen study, and the EE-SRA modifications raised that had not been implemented. Koeberg is cognisant of the risk posed by the hazards that may affect nuclear safety, and means have been identified to mitigate these hazards. Improvement plans for these deviations are incorporated in the PSR IIP. The aspects of the site-specific external hazards § 9.3 were assessed, and the plant was found to be robust, although further analysis is in progress to assess the tsunami hazard.

Document 240-160677773 (*Koeberg Seismic Re-Evaluation Strategy*) [59] documents the strategy for demonstrating that, from a seismic hazard perspective, the plant is adequately safe from seismic activity. An interim seismic evaluation was performed to provide confidence in the seismic robustness and safety of the plant. The interim evaluation was based on the approach developed by EPRI, referred to as the expedited seismic evaluation process (ESEP), which the US NRC utilises. The objective of the ESEP is to demonstrate seismic margin through a review of a [REDACTED] justified, scope of equipment that can be relied on for the safe shutdown of the plant following a significant seismic event without affecting regulatory safety criteria.

The ESEP assumes the most credible scenario following a significant seismic event, that is, all alternating current (AC) power loss. It guides the selection of equipment required to prevent radiation impact on staff and the public. The equipment selection was done following the ESEP guidance and augmented with logic analysis and adaptation to the Koeberg plant design.

The robustness verification was done using the ESEP guidance by computing (or scaling) the original SSE to obtain a review-level earthquake (RLE). [REDACTED]

The ESEP interim seismic evaluation provided reasonable assurance that the Koeberg units were sufficiently robust to shut down safely and cope with a significant seismic event and loss

of AC power when certain activities had been performed. [REDACTED]

[REDACTED]

[REDACTED]

The lack of an up-to-date site safety report was deemed a shortcoming in the PSR hazard analysis review. A deviation with a “medium” safety significance was raised to capture this issue. In accordance with [§ 9.3](#), the DSSR is being updated to address the identified deviation. The outstanding Senior Seismic Hazard Assessment Committee (SSHAC) study will be completed and incorporated into the DSSR by 2024. The revised DSSR will be submitted to the NNR for approval, and all relevant station documents will be updated.

#### 9.4.6.3 Control of Safety Analysis Changes

The safety analysis is continuously evaluated during changes to plant and general operating rules to ensure that there are no uncontrolled changes to the licensing and design basis. In accordance with the safety evaluation process 240-143604773 (*Safety Screening and Evaluation Process – KAA-709*) [\[45\]](#), safety evaluations are performed to assess the impact of the proposed change on the existing safety analysis as described in the SAR. The above-mentioned safety evaluation process is based on the requirements of 10 CFR 50:59. It is utilised to ensure that plant changes are properly evaluated for their impact on the design basis and current licensing basis. This procedure was found to be adequate during the PSR review of procedures. If the safety evaluation finds any adverse safety impact, a safety justification is compiled to justify the implementation of the change or continued safe operation and regulatory approval obtained.

#### 9.4.6.4 Time-Limited Ageing Analyses

Koeberg has created 240-132364298 (*Initial List of Time-Limited Ageing Analyses for Koeberg Nuclear Power Station*) [\[41\]](#), a list to capture all TLAAAs for SSCs important for safety. This process is incorporated into the design process to track any changes associated with TLAAAs. This list, developed in accordance with IAEA guide SSG-48, meets the requirements of the regulatory guide RG-0027. The TLAAAs at Koeberg were verified by means of comparison with the IAEA SRS-82 IGALL list and were found to be comprehensive. All TLAAAs identified will be revalidated or justified for 60-year plant life prior to LTO. Significant progress has already been made in this regard. The details of the outstanding analyses are documented in [§ 9.5](#).

#### 9.4.7 Configuration Management of Design Basis Documents

Koeberg processes and procedures are in place to fulfil the requirements of a design management system and ensure that accurate information, consistent with the physical plant and operational characteristics, is available in a timely manner. This enables safe, well-informed decisions to be made. The processes are broadly aligned with international good practices and ensure that plant design changes are effectively controlled and are fit for purpose. There is a good correlation between

the three pillars of configuration management (that is, design requirements, paper plant, and physical plant).

The Koeberg integrated management system is based on ISO 9001 and complies with RD-0034. The objective of the IMS is to ensure that Eskom nuclear installations are sited, designed, manufactured, constructed, operated, and decommissioned in accordance with national and Eskom policy, regulatory, and nuclear installation licence requirements and to provide the measures required to prevent or address non-conformance of products or unsafe processes. The manual 238-8 (*Nuclear Safety and Quality Management Manual*) [27] defines the IMS requirements to ensure that nuclear and radiological safety is appropriately taken into account for all activities that may be affected by safety throughout the life cycle of the plant. Furthermore, it describes the design management and configuration management requirements.

Koeberg has a design management system that ensures that all safety requirements established for the design of the plant are considered and implemented in all phases of the design process. The design management system ensures that the design process covers the quality of the overall design. The design management system also ensures that the control of the plant design and configuration is kept up to date and maintained throughout the life of the station.

Koeberg procedures fulfil the requirements of a configuration management system. The processes and procedures ensure a robust configuration management system. To ensure the configuration between the physical plant and the design documents, configuration management requirements associated with plant changes are documented in KAA-501 (*Project Management Process for Koeberg Nuclear Power Station Modifications*) [127].

The design documentation change process [115] defines the roles and responsibilities for making design plant changes. Document 331-86 (*Design Changes to Plant, Plant Structures or Operating Parameters*) [116] ensures that design changes to SSCs or changes to operating parameters are correctly compiled, updated, reviewed, and approved to ensure that all design configuration updates are met.

Document 240-143604773 (*Safety Evaluation Process*) [45] also forms part of the design change process to ensure that design changes are performed safely. The safety evaluation process defines the different levels of safety assessment (safety screening, safety evaluation, safety justification, and safety case) when making any design or plant changes.

The Koeberg configuration management system ensures that nuclear safety-related documentation and records management is within Eskom corporate and record management standards and policies. The Koeberg configuration management system has been developed in accordance with the guidance of the IAEA configuration management report IAEA-TECDOC-1335 (*Configuration in Nuclear Power Plants*) [257] and IAEA-SRS-65 (*Application of Configuration in Nuclear Power Plants*) [248]. Document 238-6 (*Standard for Nuclear Documentation and Records Management Requirements*) [26] establishes the nuclear documentation and records management requirements for Koeberg as defined in document 238-8 (*Nuclear Safety and Quality Management Manual*) [27].

Document 331-3 (*Nuclear Engineering Documentation and Records Management Work Instruction*) [\[106\]](#) describes the activities and interfaces with the Nuclear Engineering documentation control centre to manage all nuclear engineering documents, including compilation, review, authorisation, publication, withdrawal, and archiving. The nuclear operating unit (NOU) configuration management process manual defines the high-level configuration process and requirements for all technical documents for the NOU.

An assessment of the sufficiency of the design management system and configuration management system in line with industry requirements and practices was performed during the PSR plant design assessment [\[111\]](#). The assessment demonstrated that the processes and procedures were aligned with international good practices and provided an effective design and configuration management system. No regulatory compliance gaps were found. The PSR plant design assessment concluded that no significant plant configuration management issues were found [\[111\]](#).

#### **9.4.8 Design Documents**

Koeberg's processes and procedures allow for design documents to be representative of the physical plant. Koeberg has sufficient design documents, and where there are no documents available, the strategy to obtain design basis documentation is through the establishment of long-term contractual agreements with some original equipment manufacturers and other utilities. The plant design documents play a significant role in ensuring that the plant is operated safely within its operating limits. The documents system ensures that the plant SSCs are correctly maintained for the plant to be efficient and provides confidence that the plant is safe. The PSR plant design assessment found no significant findings; however, a deviation with low significance was identified regarding the need to update affected documents resulting from modifications in a timely manner [\[111\]](#). Therefore, it could be concluded that the design documentation was deemed adequate for LTO.

The main documents describing the plant design are as follows:

- Safety analysis report (SAR)

The Koeberg SAR documents the design basis in terms of the design principles, assumptions, rationale, criteria, and considerations used for the calculations and decisions made for the design. The SAR is divided into three parts. Part I contains the general layout of the plant, describing the major systems and buildings. Part II contains information on the SSCs necessary to maintain Koeberg in a safe condition during all operating states. Part III contains information on quality assurance during operation, the Koeberg nuclear emergency plan and its technical bases, and design basis accident analyses and radiological impact. The SAR is a live document updated regularly with plant changes or new studies. All SAR changes require NNR approval, and the process for updating the SAR is documented in procedure 240-119744497 (*Control of the Safety Analysis Report*) [\[35\]](#).

- Protection design files

The design protection and safeguard systems analyses are presented over six files focusing on different accidents or SSCs. The protection design files summarise the design protection and safeguard systems analyses. Updating these files is a requirement of the design change process 331-86 (*Design Change Process*) [\[116\]](#) when there is design basis or accident analysis change.

- Site safety report (SSR)

The SSR provides the site characteristics supporting the design basis of the plant, will be subject to continuous safety reassessment, and will fulfil the NNR requirements. As noted in [§ 7.0](#), the DSSR will supersede the existing KSSR once the ongoing SSHAC study has been incorporated and following approval by the NNR. The DSSR lists and evaluates the natural and human-made hazards that can affect the safety of the plant and the cumulative radiological impact on the public and the environment. An update to the DSSR is initiated when regulatory requirements change, international good practices such as the IAEA safety guides are improved, and changes to the current environment manifest and as a result of the 10-yearly periodic safety review.

- Operating technical specifications (OTS)

KBA0022OTS0000001 (*Operating Technical Specification (OTS)*) [\[156\]](#) defines the normal operating limits necessary to remain within the reactor design assumptions, defines the operability requirements of safety functions, and prescribes the actions required if normal operating limits are exceeded or a required safety function is inoperable. The OTS is mainly used as an instruction manual by the plant operators to safely guide and operate the plant within operational limits. The bases for the operational limits are documented in the OTS justification manual, KBA0022OTSJUSTIF1 (Chapter 1), KBA0022OTSJUSTIF2 (Chapter 2), and KBA0022OTSJUSTIF3 (Chapter 3).

- Chemistry specification

The chemistry specification manual KBA0022CHEMSPEC00 (*Chemistry Specification Manual*) [\[154\]](#) defines the chemistry and radiochemistry limits to ensure that the plant is safely operated within these limits. The chemistry technicians use this manual in conjunction with operators by referencing the OTS operational limitations. The bases for the chemistry specification limits are documented in KBA0022CHEMJUSTIF1 and KBACHEMJUSTIF2. The OTS and chemistry specification manuals are updated when a change is required using procedure 240-149081050 (*Control of the Operating Technical Specification*) [\[49\]](#).

- Safety-Related Surveillance Manual (SRSM)

KBA0022SRSM00000 (*Safety-Related Surveillance Manual (SRSM)*) [\[157\]](#) defines the periodic testing programme, specifies the scope of the periodic testing requirements, describes

the testing principles, and describes the form and manner in which periodic testing is performed. The objective of the SRSM is to ensure that the designed level of safety is maintained by periodically testing all SSCs important for safety, which provides a sufficient degree of confidence that the SSCs will perform their safety function when required. The testing methodology for each SSC important for safety is described in a test rule document for each system. The basis for the testing criteria is documented in an exhaustive analysis document for each system. The maintenance technicians use the SRSM to perform the testing and in conjunction with the operators by referencing the OTS operational limitations. The SRSM is updated when an SRSM change is required or requested due to a design modification when the testing methodology changes or a benchmarking exercise that calls for changes. The process of updating the SRSM, test rule documents, and exhaustive analyses is documented in procedure 240-143370657 (*SRSM Change Process*) [\[44\]](#).

- **Dossier de Système Élémentaire (DSE) (Design Manual)**

Koeberg has various design documents that describe the physical and technical design aspects of the plant. The DSE (Dossier de Système Élémentaire) manuals describe the design basis for each plant system. The DSE manual is structured into 14 chapters. Each system manual describes the system function, the design basis, and the function of each system component in detail. The DSE provides various mechanical, electrical, and instrumentation component lists of which the systems consist and the component specifications. The DSE manual consists of various diagrams, such as flow diagrams, control logic diagrams, instrumentation diagrams, electrical wiring diagrams, and computer diagrams to support understanding of the functionality of the system. The DSE also provides important control room information to the operator to help operate the plant safely. In addition to the DSE manuals, Koeberg has other documents that provide more detailed information that is discipline-specific to the plant. The electrical board outage sheets and the electrical board supply feeder diagrams provide information regarding the power supplies and circuit breakers to which the components are connected, which help with maintenance and isolation. The welding isometric drawings provide information regarding welds and pipe layouts. The control room alarm documents provide information on, and diagrams of, each alarm panel in the control room. These documents are controlled and updated when modifications to the physical plant are made.

## **9.5 Ageing Management for Long-Term Operation**

The primary objective of ageing management (AM) is to ensure that the effects of plant ageing will be adequately managed and that the asset is in a fit-for-service condition (integrity, safety, reliability), while extending its remaining life in the most reliable, safe, and cost-effective manner.

The section discusses the current status of AM at Koeberg as concluded by the ageing management evaluation (AME) performed in the SALTO project, as well as the programmatic arrangements for AM during LTO. A comprehensive AM assessment was performed through the SALTO project, which



commenced before PSR. The ageing management evaluation included all SSCs important for safety. However, during the PSR ageing review, the progress made in the SALTO project was considered in the PSR (in line with the PSR cut-off timelines) and the grading of the deviations.

Additionally, the section discusses specific SSCs considered to be a risk in terms of ageing management, namely the containment, aseismic bearings, switchboards and cables. Their risks and how these are mitigated to ensure that the SSCs can continue to reliably perform their safety functions are discussed.

The section, furthermore, addresses the ageing management of the SSCs that do not meet the AM scoping criteria defined in RG-0027, but are important to support the effectiveness of the licensing binding programmes. The assessment performed demonstrated that effective ageing management practices and processes to prevent the adverse effects of ageing from affecting the reliability of the plant equipment during the period of LTO existed at Koeberg.

### **9.5.1 Ageing Management Assessments**

The section aims to summarise the results of the ageing management assessments and to provide a position on the adequacy of the physical ageing management programmes.

Koeberg has implemented an ageing management approach to ensure that degradation mechanisms and ageing effects are managed in a manner that SSCs deemed important for safety will continue to fulfil their intended design function and to ensure that the intended safety functions of these SSCs will be maintained with sufficient design safety margins for the LTO period. The results of the ageing management analyses support continued operation of the plant, provided that the LTO IIP is implemented timeously to ensure safe LTO.

An ageing management evaluation [55] determined that the effects of ageing were adequately managed. The ageing management evaluation process included an assessment of the current physical condition of the SSCs, the identification of ageing degradation mechanisms, the review and validation of the appropriate plant programmes and processes for ageing management, and the identification of all time-limited ageing analyses.

To meet the safety objectives mentioned above, sections 6 and 7 of the interim regulatory guide RG-0027 prescribe the activities to ensure effective ageing management of SSCs important for safety. The ageing management activities for LTO at Koeberg are progressing to ensure that the plant fully complies with the interim regulatory guide RG-0027 (*Ageing Management and Long-Term Operations of Nuclear Power Plants*) [282].

To determine the current condition of the SSCs and the ageing management status, the required ageing management evaluations were conducted under the “Safety Aspects of Long-Term Operation” (SALTO) project and were carried out in accordance with RG-0027 and the IAEA-SSG-48 (*Ageing Management and Development of a Programme for Long-Term Operation of Nuclear Power Plants*) [252] guidelines. The outcome of the SALTO assessment 240-156945472 (SALTO

*Ageing Management Assessment Report (Interim)* [55] indicated that the plant was suitable for an additional 20 years of safe operation. The results of the evaluation are provided in document 240-156945472 (*SALTO Ageing Management Assessment Report (Interim)*) [55]. The ageing management activities performed are discussed below.

#### **9.5.1.1 Scope Setting**

The scope setting process aimed to identify all SSCs important-to-safety subjected to ageing management. The scope setting process (which included both the scoping and screening tasks) for the important-to-safety SCCs was performed using 240-125839632 (*Koeberg Long-Term Operating (LTO) Scoping Methodology*) [38]. A list of SSCs important-to-safety was developed and is maintained and kept current through the classification process as described in the classification guide 331-93 (*Guide for Classification of Plant Components, Structures, Parts, Services and Software*) [118].

#### **9.5.1.2 Ageing Management Review**

The ageing management review (AMR) [55] for in-scope SSCs was performed to determine whether ageing management processes and activities at Koeberg were comprehensive and to ensure that ageing effects were effectively managed so that the intended function of the SSCs would be maintained for the LTO period. The ageing management evaluation procedure 240-125122792 (*Koeberg Safety Aspects of Long-Term Operation (SALTO) Ageing Management Evaluation Process and Revalidation of the Time-Limited Ageing Analyses*) [37] explains the methodology for performing the AMR.

#### **9.5.1.3 Ageing Management Programme (AMP) Review**

An ageing management programme review [55] was performed to determine the adequacy and effectiveness of the existing ageing management programmes and plant processes for all the in-scope SSCs. The effectiveness and the adequacy of the existing AMPs were determined by verifying the consistency of the AMPs using the nine attributes of an effective AMP, as indicated in Annexure A of RG-0027. The AMP review and AMR [55] concluded that seven existing mechanical programmes required updating to confirm compliance with the requirements of RG-0027. Eighteen new programmes were required to support the management of additional ageing and degradation mechanisms. Most of the existing AMP manuals have since been updated, and most new AMP manuals have been developed. The outstanding activities for the existing and new AMPs are listed in [Appendix A.1](#) (*LTO Integrated Preparation Plan*) and are to be completed before entry into LTO.

#### **9.5.1.4 Time-Limited Ageing Analyses (TLAAs)**

Koeberg design documents and local and international operating experience were utilised to ascertain applicable TLAAs. The methodology was developed and documented in procedure 240-

125122792 (*Koeberg Safety Aspects of Long-Term Operation (SALTO) Ageing Management Evaluation Process and Revalidation of the Time-Limited Ageing Analyses*) [37]. The existing TLAAAs were revalidated to determine the acceptability of previously analysed structures or components for the planned period of LTO. Existing TLAAAs not valid for 60 years of operation are currently being reanalysed to confirm validity for the LTO period. Based on operating experience, new TLAAAs were identified, and the analyses for 60 years of operation are currently in progress. These analyses will be completed prior to entry into LTO. Below is a summary of the TLAAAs.

- There were 111 TLAAAs in total, which included new TLAAAs. Of these, 105 TLAAAs were revalidated and confirmed to be valid for 60 years. Reanalysis of five TLAAAs is in progress. The details of the outstanding TLAAAs are contained in [Appendix A.1](#) (*LTO Integrated Implementation Plan*). Although the reanalyses are in progress, it is envisaged that sufficient margins will be available for these components to continue operation for an additional 20 years based on operating experience [REDACTED]. In the event that the reanalyses indicate that adequate margins cannot be maintained for the entire LTO period, ageing management actions required to ensure that the SCCs can meet the design functionality of SSCs are included in [Table 9-4](#).
- The TLAAAs were managed according to the design process 331-86 (*Design Changes to Plant Structures or Operating Parameters*) [116]. The analyses were referenced in the updated SAR. The updated SAR contains the current list of applicable TLAAAs for the intended period of operation.
- The actions from the TLAAAs required to support the conclusions of the analyses were incorporated into the relevant AMPs of the component and managed through the AMPs throughout the plant life, including the intended period of LTO.
- In accordance with RG-0027, if the outcome of a TLAA does not support the 20-year extended life period, then mitigating actions must be taken. This can be the replacement of equipment, or where this is not possible, an ageing management action must be in place. Where the TLAAAs have not been completed, these mitigations have been identified. In the case of the EQ and civil TLAAAs, the actions have been included in [Appendix A](#).

**Table 9-4: Actions for TLAAAs not Validated for Entire LTO Period**

| TLAA Title                       | Component   | Actions   |
|----------------------------------|---|---|
| Environmentally assisted fatigue | <ul style="list-style-type: none"> <li>• Reactor coolant pump</li> <li>• Reactor pressure vessel internals</li> </ul> | <p>[REDACTED]</p> <p>[REDACTED]</p> <p>[REDACTED]</p> <p>[REDACTED]</p> <p>[REDACTED]</p> |



**Table 9-4: Actions for TLAAs not Validated for Entire LTO Period**

| TLAA Title  | Component        | Actions    |
|---|------------------|------------|
| Equipment qualification – requalification of qualified cables | Qualified cables | [REDACTED] |

[Table 9-5](#) contains a list of safety analyses (TLAAs) concluded in the SALTO project that have been reanalysed for the additional 20 years of operations and are currently undergoing review by relevant safety committees before being sent to the Regulator for approval by the end of August 2022. These activities are listed in the IIP [Appendix A](#).

**Table 9-5: TLAAs Reanalysed and Processed for NNR Submission**

| Item | IGALL Reference | Description of TLAA              | Components                       |
|------|-----------------|----------------------------------|----------------------------------|
| 1    | 106             | Environmentally assisted fatigue | Pressuriser                      |
| 2    | Additional TLAA | Reactor pressure vessel PWSCC    | Reactor pressure vessel          |
| 3    | Additional TLAA | Reactor pressure vessel          | Reactor pressure vessel          |
| 4    | 112             | Reactor coolant pump flywheel    | Reactor coolant pump flywheel    |
| 5    | 201             | Equipment qualification          | IC in-core thermocouples cables  |
|      |                 |                                  | Rotork valve actuators           |
|      |                 |                                  | Valcor solenoid valves           |
|      |                 |                                  | EBA AMRI Actuators – Type C AMRI |
|      |                 |                                  | Jeumont-Schneider                |
| 6    | 108             | Polar crane                      | Polar crane                      |
| 7    | 301             | Containment                      | Strain gauges                    |
|      |                 |                                  | Dynamometers                     |
|      |                 |                                  | Pendulums                        |
|      |                 |                                  | Temperature gauges               |
|      |                 |                                  | Concrete inspections and repairs |

**9.5.1.5 Programmatic Aspects of Ageing Management**

The section demonstrates that the assertions made below related to ageing management aspects are valid.

- The facility has adequate processes and procedures to ensure that the requirements of sections 6 and 7 of RG0027 are met throughout all plant life-cycle phases, thereby assuring that the effects of ageing are effectively managed throughout the life of the plant, including the LTO period.

- Sufficient ageing management attention has been given to the design of the facility in accordance with national and international good practices, including ageing management considerations in the plant change management processes.
- The obsolescence management framework is in line with industry standards.

#### **9.5.1.5.1 Ageing Management Programmes and Processes**

A self-assessment SE38545 (*Review of the Interim Regulatory Guide on Ageing Management and Long-Term Operations of Nuclear Power Plant [RG-0027 Rev. 0] Against the Current Plant Ageing Management Processes*) [218] was performed to ascertain gaps in the AM process and procedures for compliance with section 6 of RG-0027. The assessment found a few programmatic-related gaps that required updating of the required process and procedures.

Through the self-assessment, the following ageing management provisions were confirmed or verified to be in place to ensure safe LTO:

- The ageing management standard, 240-149139512 (*Ageing Management Requirements for Koeberg Nuclear Power Station*) [50], provides the overall requirements for the ageing management of safety-related equipment and indicates the links to related physical and non-physical ageing management processes for the current and extended life of the plant. The ageing management standard covers all stages of plant equipment life (that is, design, construction, manufacturing, commissioning, operating, LTO, suspended operation, and decommissioning). The standard also establishes the roles and responsibilities of ageing management activities.
- The AM process 331-275 (*Process for the Development and Control of Ageing Management at Koeberg Operating Unit*) [105] describes the ageing management process, the ageing management review process, the development and review of AMPs, the review of TLAAAs, the reporting of AM, and the control and update of the ageing management database throughout the operating life, including the planned LTO period. This document includes roles and responsibilities.
- All the ageing management programmes as defined in the processes mentioned above are required to be consistent with the nine attributes of an effective AMP. If a programme does not meet all of the attributes, its use has been justified and documented.
- The ageing management database contains ageing degradation mechanisms and the ageing effects for in-scope SSCs and how these are managed.
- In line with the requirements of RG-0027, a comprehensive set of ageing management programmes is maintained in document 240-150483693 (*Ageing Management Programmes List*) [51].

- Koeberg implements operating experience processes KAD-025 (*Processing of Operating Experience*) [148], 331-23 (*Processing of Industry Operating Experience in Nuclear Engineering*) [104], and KGA-035 (*Processing of Experience Feedback Received through the EDF Co-operation Agreement*) [164]. These processes are used to periodically evaluate plant and industry-wide operating experience, as well as research and development (R&D) results, and modify any ageing management programmes to ensure the continued effectiveness of ageing management. KAA-688 (*Corrective Action Process*) [139] is used to report any adverse conditions of SCCs important for safety such as failures and non-conformances. The corrective action process is further elaborated in detail in [§ 9.8](#).
- A scope setting process to ascertain SSCs subject to ageing management has been developed and implemented. The process is documented in 240-125839632 (*Koeberg Safety Aspects of Long-Term Operation (SALTO) Scoping Methodology*) [38]. The in-scope AM SSCs have been integrated into the classification database and are controlled by the classification document 331-93 (*Guide for Classification of Plant Components, Structures, Parts, Services and Software*) [118]. The classification software database will automatically classify all new in-scope AM SSCs. Where new non-safety SSCs affect important-for-safety SSCs, the design processes and design checklists will govern the update of the classification database.

The ageing management processes mentioned above have been seen and accepted by the NNR.

The NNR guide RG-0027 describes the programmes discussed below as essential for LTO, and this section describes the programmes and how they are managed at Koeberg. The effectiveness of these programmes was assessed against the nine attributes of RG-0027 in the ageing management self-assessment SE 38545 (*Review of the Interim Regulatory Guide on Ageing Management and Long-Term Operations of Nuclear Power Plants RG-0027 Rev 0 Against the Current Plant Ageing Management Process*) [218] and the PSR (Equipment Qualification and Ageing) [111], and no significant gaps were found.

- Safety-related surveillance programme

The Safety-Related Surveillance Manual (SRSM) has been developed and is utilised to manage the surveillance of all safety-related equipment and functions analysed in the SAR. The results of the SRSM tests are compared to previous results to identify degradation that could be related to ageing. The functionality and performance of equipment are monitored periodically to ensure that it remains fit for purpose or to perform its safety function. Equipment upgrades or equivalencies due to obsolescence or ageing are continually initiated where equipment delivers unreliable or out-of-range results. These deficiencies are highlighted by the surveillance programme.

The integrity of the barriers between radioactive material and the environment (that is, the primary pressure boundary and the containment) are addressed in the SRSM under the EPP (airlocks and penetrations containment integrity) and EAS (containment spray) systems containment leak tightness surveillances, which address containment integrity. The RCP

(reactor coolant) system and the pressuriser leak tightness and overpressure protection surveillances address protection of the second confinement barrier.

The RPR system (reactor protection and associated protection channels) surveillances are contained in the SRSM, which assures functionality and operability of the reactor protection and safeguard system actuations and operability.

The availability of items whose failure can adversely affect nuclear or radiation safety is ensured by the operating technical specification (OTS) operability requirements, with regard to which the successful SRSM surveillances are instrumental in demonstrating that these requirements are met.

Functional testing to ensure that the tested SSCs are capable of performing their intended function(s) is covered in the SRSM. Where certain functional assumptions are made in the SAR, these assumptions are verified through testing in the SRSM.

The SRSM confirms the provisions for safe operation that were considered in the design and assessed in construction and commissioning and that are verified throughout operation of the plant.

The SRSM will continue to supply data from monitoring relevant parameters to be used for assessing the service life of SSCs for the planned period of LTO. The periodic monitoring will remain in place to ensure that equipment remains capable of performing its required safety function. In doing so, anomalies related to the ageing of equipment can be picked up when these affect the performance of the equipment. The SRSM verifies safety margins in general.

SRSM assessment against the nine attributes in Annexure A of regulatory guide RG-0027 was included in the scope of the ageing management self-assessment, SE38545. Further details on how the programme met the requirements in section 6.3.3 of RG-0027 are elaborated in [Appendix C](#).

- Maintenance programme

Koeberg has an effective maintenance programme in place, which is aligned with the international standards and guidelines such as Institute of Nuclear Operations (INPO) KAA-913 (*Integrated Equipment Reliability Process*) [147]. The preventive maintenance (PM) programme is dynamic due to it being a living programme with changes based on internal and external plant OE. The PSR review of the actual condition of SSCs identified the maintenance programme as a strength.

The top-tier document governing the maintenance process is KSM-LIC-001 (*Requirements for the Control of Maintenance*) [181]. The purpose of this document is to define the requirements for the maintenance process and the controls to be in existence to comply with the requirements of the nuclear licence. One of the core aspects of KSM-LIC-001 with regard to the maintenance



approach is the need for feedback on equipment condition, including ageing, for continuous improvement of the programme.

KSA-913 (*Integrated Equipment Reliability Standard*) [175] and KAA-913 (*Integrated Equipment Reliability Process*) [147] provide for the preventive maintenance of equipment to high levels of safe and reliable plant operation in an efficient manner and apply to all elements and activities that address the scoping and equipment reliability (ER) classification of components, continued equipment reliability improvement (that is, the preventive maintenance change process), implementation of recurring preventive maintenance tasks, long-term planning and life-cycle management, corrective action for component failures, and performance monitoring.

Feedback on equipment condition is obtained through the corrective action programme failure investigations and monitoring of equipment condition through failure finding tasks as part of the maintenance programme. The frequency of tasks is initially based on original equipment manufacturer (OEM) recommendations, but is modified or adapted based on OE, feedback from ageing management programmes, and new inspection methods and techniques.

All failure modes are linked to preventive (and/or predictive) maintenance (PM) tasks in the PM templates. Degradation and ageing effects are included in the PM templates. This is taken into consideration during the development of the component PM strategies in the selection of maintenance activities and frequencies. PM strategies are housed digitally in the preventive maintenance software application. The maintenance execution records are housed on the SAP application.

The assessment of the PM programme was two-fold: firstly, to assess the process and, secondly, to assess the specific PM programme strategies at a component level.

The integrated equipment reliability (ER) process was assessed against the nine attributes in Annexure A of regulatory guide RG-0027. The assessment was performed during the ageing management self-assessment (SE 38545). The purpose was to demonstrate how the requirements in Annexure A, "Generic Attributes of an Effective Ageing Management Programme" of RG-0027, were met. The review identified improvement opportunities and one gap regarding quality management. Actions to resolve the gap and address improvement opportunities were initiated.

The ageing management evaluations compared all SSCs relating to ageing management programmes with the in-scope preventive maintenance strategies on IQReview. This evaluation identified the scope of PM strategies for review.

The identified PM strategy updates are currently in progress.

- \* SE 35244-049 SE: Koeberg PM templates are to be revised as required to include a failure modes and effect analysis in order to identify the relevant failure modes and failure causes to support the PM tasks identified. [REDACTED]

- \* CR 116340-016 CA: update the PM programme for the SALTO scope as identified through the mechanical AME review.
- \* CR 116340-017 CA: validate PM programme strategies on SAP according to the SALTO scope as identified through the mechanical AME review.

Furthermore, any PM strategy updates identified during the development of new AMPs will be tracked using equipment reliability change requests (ERCs). This is in line with the requirements in KAA-913.

Overall, the PSR actual condition of SSC review concluded that the actual condition of SSCs important for safety indicated that all programmes at Koeberg associated with maintaining the condition of SSCs were adequate and well implemented and provided confidence in the delivery of safety functions of SSCs important for safety during LTO, with no significant impact on nuclear safety.

- Water chemistry programme

KSC-003 (*Water Chemistry Programme*) [\[176\]](#) provides for all primary and secondary controls in accordance with approved procedures and chemistry technical specifications. The chemistry programme was assessed using the requirements of the IAEA SSG-13 (*Chemistry Programme for Water Cooled Nuclear Power Plants*) [\[249\]](#).

The assessment of the adequacy of the water chemistry programme did not identify any gaps related to the objective of the programme as it related to ageing management and confirmed that the programme met the regulatory criteria as follows:

- \* The programme ensured that degradation due to stressors in water chemistry did not have an impact on the ability of SSCs to perform their intended functions in accordance with the assumptions and the intent of the design.
- \* The water chemistry programme avoided, where possible, and minimised the harmful effects of chemical impurities and corrosion on plant SSCs.
- \* The programme was effective in maintaining the water quality required by the technical specifications.
- \* The programme specified the scheduling and the analytical methods used to monitor the chemistry and the means of verification of the effectiveness of the chemistry programme.
- \* The programme provided the necessary chemical and radiochemical environment to ensure safe LTO and the integrity of structures or components within the scope of ageing management and evaluations for LTO.
- \* Additionally, the programme met the nine attributes of an effective AMP as defined by RG-0027 (*Interim Regulatory Guide - Ageing Management and Long-Term Operations of Nuclear Power Plants*) [\[282\]](#).



- In-service inspection programme

Koeberg has an in-service inspection programme (ISIP) that has been developed and is maintained in accordance with US NRC requirements for in-service inspection as contained in 10CFR50.55a to provide assurance that the structural integrity and operability of SSCs important for safety are within acceptable limits. The ISIP consists of the following documents:

- \* 240-110745414 (*Standard for the In-Service Inspection Programme at Koeberg Nuclear Power Station*) [32] provides the requirements for developing the ISIP manual for the fourth and subsequent inspection intervals.
- \* 240-119362012 (*Fourth Interval In-Service Inspection Programme Requirements Manual (ISIPRM) for Koeberg Nuclear Power Station*) [34] summarises the fourth interval ISIP requirements for the examination and testing of ASME Class 1, 2, 3, MC, and CC components and component supports as required by ASME Section XI and augmented in-service inspection (ISI) source documents. The ISIPRM was developed in accordance with 240-110745414 (*Standard for In-Service Inspection Programme*) [32].
- \* The in-service testing (IST) programme intends to establish assurance on the operability readiness of design safety class components under all design basis conditions. This assurance is established using various periodic surveillances. The operability readiness statement confirms that the design basis safety functions of IST components remain within acceptable limits. Document 240-97087308 (*In-Service Testing Programme Requirements Manual*) (ISTPRM) [83] establishes testing and examination requirements to assess the operational readiness of components important for nuclear safety as listed in the appendices.

As part of the ageing management self-assessment SE38545 (*Review of the Interim Regulatory Guide on Ageing Management and Long-Term Operations of Nuclear Power Plant (RG-0027 Rev 0) Against the Current Plant Ageing Management Processes*) [218], the ISI programme was assessed against the nine attributes in Annexure A of regulatory guide RG-0027 (*Interim Regulatory Guide - Ageing Management and Long-Term Operations of Nuclear Power Plants*) [282]. Further details on how the programme met the requirements in section 6.3.3 of RG-0027 are elaborated in [Appendix C](#).

- Equipment qualification programme

An equipment qualification (EQ) programme has been implemented at Koeberg to achieve qualification and to maintain the qualified status of in-scope equipment through the life of the equipment. The programme provides assurance that qualified equipment can perform its safety function(s) before, during, and after a design basis event (DBE), such as a loss-of-coolant

accident (LOCA), high-energy line break (HELB), main steam-line break (MSLB), design extension conditions (DEC), seismic events, and/or other environments. The effects of significant ageing mechanisms are addressed in the equipment qualification programme. The EQ programme requirements are documented in the following procedures and are based on the NNR guide RG-0027, section 6.3.3 (b). Document 331-186 (*Equipment Qualification Programme Standard*) [98] provides the requirements for establishing and implementing the equipment qualification (EQ) programme at the Koeberg Nuclear Power Station.

- \* 331-187 (*Equipment Qualification Process and Responsibilities*) [99] describes the equipment qualification process and responsibilities to maintain the qualification status for all electrical and instrumentation and control (I&C) in-scope equipment, including the period of LTO.

The EQ programme is consistent with the nine attributes of an effective AMP listed in Annexure A of RG-0027.

The list of equipment requiring qualification is provided in 240-155832775 (*Equipment Qualification Master List (EQML) for Harsh Environment*) [53]. The list contains all qualified electrical and I&C equipment as defined by SAR II-1.11 (*Environmental Qualification of Electrical Equipment for Accident Conditions in the Containment*) [171] and included in the EQ programme.

Requirements are in place to ensure that the qualified life of in-scope equipment is preserved for the full range of specified service conditions. The EQ preservation requirements are provided in the following documents:

- \* 331-219 (*Environmental Qualification Maintenance Manual for Equipment Located in Harsh Environments*) [103]

The manual prescribes the requirements to ensure that the qualified equipment and parts are suitably qualified and maintained in their qualification status throughout the plant operating period, including the period of LTO. The environmental qualification maintenance manual (EQMM) lists all qualified equipment and its components or parts of these that must be maintained or replaced until the end of its qualified life. In accordance with the EQMM, qualified components must be replaced before the end of the qualified life specified in the EQMM, unless a reassessment to extend the qualified life is conducted and justified. The EQMM is reviewed and updated periodically in line with the requirements of the EQ programme on maintenance feedback, plant transients, and operating experience (OE).

- \* 240-130611911 (*Environmental Qualification Requirements for Safety-Related Equipment Located in Mild Environments*) [39]

This document contains the maintenance requirements for components located in mild environments. Qualification for equipment located in mild environments is demonstrated

by ensuring that equipment meets or exceeds the specified requirements and the specified performance requirements.

For qualified equipment located in a harsh environment, a qualified life has been established and included in 331-219 (*Environmental Qualification Maintenance Manual for Equipment Located in Harsh Environments*) [103], within which ageing effects would not prevent satisfactory performance of the equipment if a postulated accident were to occur within the established operating period. A qualified life is generally not required for equipment located in a mild environment that has no significant ageing mechanisms and is operated within the limits established by applicable specifications and standards.

The equipment qualification time-limited ageing analysis (EQ TLAA), as required by the RG-0027, was performed, and the EQ manual, 331-219 (*Environmental Qualification Maintenance Manual for Equipment Located in Harsh Environments*) [103], was updated with the results of the EQ TLAA. The EQ manual provides the updated qualified life for components with the revalidated life of 60 years and actions that are required to support the qualification of components that were subjected to further reanalysis for LTO and the components that must be replaced prior to LTO. These actions are listed in [Appendix A](#).

The EQ programme manual, 331-219 (*Environmental Qualification Maintenance Manual for Equipment Located in Harsh Environments*) [103] provides actual environmental conditions to be monitored to obtain information necessary for the assessment of ageing effects on the equipment in its actual operating environment. Temperature data and radiation data available on the InSQL database and from the installed remote measuring devices are trended, and conditions are assessed to determine the impact on the condition of qualified equipment and to identify corrective actions, if necessary. In addition, the requirements of the environmental condition monitoring programme (ECMP), which has been developed for Koeberg, are documented in 240-165386950 (*Environmental Condition Monitoring Programme (ECMP) [75] for Electrical Cables and Qualified Equipment*). The ECMP provides requirements for the monitoring of environmental conditions external to the equipment, such as temperature, radiation, and externally induced vibration from mounting points or earthquakes.

The effective review of the equipment qualification programme is carried out periodically and reflected in the programme health report in accordance with 331-148 (*Programme Engineer's Guide*) [95]. The review assesses the nine attributes of the programme, taking into account the effects of ageing on equipment during service and the effects of possible changes in environmental conditions during normal operation.

#### 9.5.1.5.2 Ageing Management Consideration in Design, Design Changes, and Replacements

The plant has been designed in accordance with design codes and standards as discussed in [§ 9.4.2](#). These standards have requirements for ageing management embedded in them. Thus, using the standards provides assurance that ageing is considered in the design stage. The design processes provide for any ageing management updates when new SSCs are introduced at the plant during the LTO period.

To maintain the design performance of the plant, Koeberg employs three different plant change processes: the equivalency process 331-143 (*Equivalency Study Process to Change the Plant*) [\[92\]](#), the process 240-86502715 (*Processing Minor Modifications*) [\[80\]](#) for minor modifications, and the design change process 331-86 (*Design Change Process*) [\[116\]](#).

This section discusses how the requirements of RG-0027 related to the consideration of ageing management in design changes are fulfilled.

- The equivalency process

The equivalency process changes the plant by replacing the existing component with an equivalent or alternative component and maintaining the design basis of the plant. This is done by performing a comprehensive technical evaluation of the functional requirements, requirements for mounting and interfacing to the plant, and functional requirements for normal, transient, and accident conditions. Apart from the technical study, the equivalency study also considers previous operating experience (local and international), new failure modes and effects analysis, obsolescence, and ageing degradation effects.

Documents 331-143 (*The Equivalency Procedure to Change Plant*) [\[92\]](#) and 331-144 (*Standard for the Preparation of an Equivalency Study*) [\[93\]](#) require the determination of any potential impact of ageing or degradation effects on new proposed equivalent components.

The standard addresses the requirement of assessing ageing effects and degradation mechanisms for new proposed equivalent components important for safety. Document 331-144 provides all the requirements when replacing an equivalent or alternative component on the plant. The requirement is incorporated into the equivalency procedure 331-143, indicating the responsibilities for reviewing and finding ageing degradation mechanisms for new equivalent components and updating the ageing management documents with the new information. Document 331-155 (*The Equivalency Guide*) [\[96\]](#) explains how the ageing management requirements are addressed during the application of the equivalency process. Document 331-412 (*Equivalency Check Sheet*) [\[108\]](#) shows ageing management as one of the considerations during the equivalency process.

- The design process and minor modification process

The design process changes either the physical plant or the theoretical plant to maintain or to improve the performance and standards of the plant. The objective of the minor modification

process is to make non-complex plant changes, which the Maintenance Department can execute under a maintenance budget. The design change process is used when complex and large changes are made to the plant that require a multidisciplinary team led by a project manager to manage the commercial aspects of the project, the project development and execution, and any project elements that affect nuclear safety. Although the criteria and process of the two plant change processes differ, the technical design content to consider is the same. The detailed design document is divided into four parts. Part A details the technical aspects of the new design, its calculations, and the impact on the plant environment, operation, and processes. Part B details the installation and interfacing to the plant. Part C details the selection of the new SSCs to be installed. Part D is the configuration management section, which indicates all documents, processes, and programmes that must be updated because of the design change. Therefore, ageing management is mainly considered in Parts C and D of the detailed design.

The form 331-211 (*Design Input Consideration Checklist*) [\[102\]](#), design standard 331-83 (*Requirements for Plant Changes Affecting the Design of Koeberg*) [\[114\]](#), 331-86 (*Design Procedure*) [\[116\]](#), and design guide 331-87 (*Design Engineering Guide*) [\[117\]](#) include the determination and mitigation of ageing effects and degradation on all new SSCs introduced at the plant.

Document 240-86502715 (*Processing Minor Modifications*) [\[80\]](#) includes determining and mitigating ageing effects and degradation on all new SSCs introduced at the plant.

The design standard 331-83 (*Requirements for Plant Changes Affecting the Design of Koeberg*) [\[114\]](#) and guide 331-87 (*Design Engineering Guide*) [\[117\]](#) address the consideration of design margins and design features to facilitate ageing management effects when performing modifications to the plant.

In section 3.10 of document 240-143890978 (*Design Template*) [\[46\]](#), the appropriate maintenance basis and ageing management programmes are considered for all new designs.

During the design stage, ageing effects are considered for design basis conditions, transient conditions, and postulated initiating conditions by selecting appropriate equipment for the design. In 240-143890978, guidelines are provided for correct equipment selection. Document 331-496 (*Equipment Qualification File Template*) [\[109\]](#) is completed during the design stage, considering the environmental operating and accident conditions and all qualification test reports for the equipment qualification programme. Procurement specifications are compiled using specification standard 331-165 (*Nuclear Specification Standard*) [\[97\]](#) to ensure that correct specifications and materials of equipment are obtained to support the applicable ageing management programmes.

TLAAs are ascertained using the criteria documented in 240-132364298 (*Initial List of Time-Limited Ageing Analyses for Koeberg Nuclear Power Station*) [\[41\]](#). The requirements when performing analyses or reanalyses for TLAAs are documented in design guide 331-87 (*Design*

*Engineering Guide*) [\[117\]](#) and design procedure 331-86 (*Design Changes to Plant, Plant Structures or Operating Parameters*) [\[116\]](#).

Fundamentally, all the processes mentioned above require determining design specifications, including specifications related to the management of ageing effects, such as equipment qualification specifications.

In conclusion, based on the design processes mentioned above that are in place, the Koeberg plant design process is deemed to be adequate for LTO.

#### **9.5.1.5.3 Technological Obsolescence Management Programme (TOMP)**

With modern technology, the problem of obsolescence has grown rapidly and has become a major concern for all nuclear power stations.

Koeberg has implemented TOMP 331-146 (*Process for the Technological Obsolescence Management Programme*) [\[94\]](#) to manage the technological obsolescence of all SSCs important for safety, including the associated spare parts.

The TOMP was developed in accordance with the requirements of RG-0027 and establishes the key structures that support the management of the obsolescence programme, including the roles and responsibilities for determining obsolescence, prioritisation of the obsolescence, and solution development. The PSR ageing review identified a deviation with a “low” significance grading for the TOMP. The deviation was raised relating to the proactive implementation of the technological obsolescence programme, which is currently being implemented. The safety improvements are appropriately ranked and included in the LTO integrated implementation plan. (Refer to [§ 14.0.](#))

#### **9.5.2 Ageing Management Risk Items**

The LTO assessment identified that some SSCs important for safety had degradation mechanisms that were presently not adequately managed. If not rectified, these may affect a safe LTO. The section discusses the ageing risks associated with these SSCs and the mitigations to ensure safe LTO.

##### **9.5.2.1 Containment Building**

In the early 2000s, the buildings were subject to chloride-induced reinforcement corrosion. The corrosiveness of the local environment was not sufficiently addressed in the original design of the structures. The risk of chloride-induced reinforcement corrosion was, therefore, not fully mitigated.

Mitigation efforts since the discovery include a modification to the containment buildings planned for installation during Outages 127 and 227. The proposed modification is to implement an impressed current cathodic protection (ICCP) system into the concrete of the containment buildings to neutralise the corrosion effects of the chlorides. The modification aims to delay the corrosion process, extend



the lifespan of the structure, and maintain the integrity of the third barrier for the period of LTO. A mock-up of the ICCP is planned to provide additional confidence in the application of the ICCP on the containment buildings.

Despite the ageing risk mentioned above, the containment buildings are at present acceptable for operation based on current surveillance monitoring results. They will be able to perform their design safety function as the third barrier. The monitoring is continuous and effective at detecting ageing effects. Completed refurbishments have been effective. Refurbishments are scheduled when ageing effects are detected. Safety analysis (time-limited ageing analysis) found that structural integrity of the containment buildings was ensured for the planned long-term operation period.

The design of the containment structures at Koeberg is similar to the French 900 MW PWR series. The concrete structures are monitored and are required to meet the criteria of ASME XI, subsection IWL [2.1.5], with some exceptions due to the cement grouting of the tendons, which makes it impossible to comply with the prescribed method of inspection as described in ASME XI. Especially, the inspections foreseen for greased tendons according to ASME XI and NRC 1.35 [2.1.6] are not possible in the case of cement-grouted tendons. Hence, the monitoring programme includes ASME XI requirements and French practices. General acceptance criteria for pre-stressed containment monitoring are stated in the OECD guide [2.1.3], Chapter 8.2.3.10, Table 0.1, consistent with the EDF routine maintenance programme in RCC-G [2.1.4]. The acceptance criteria for pre-stressed containment monitoring are stated in SAR II-1.9.2.5.2.1 (*Post Tensioned Concrete*) [171].

A 10-yearly integrated leak rate test (ILRT) is conducted on both containment buildings and continuous operation licence-binding activities. The ILRT is an all-encompassing test conducted on the containment buildings to determine the leak tightness of the buildings. The ILRT also tests the structural integrity of the containment buildings. The ILRT increases the pressure inside the containment buildings up to 400 kPa (gauge), representing the pressure the containment buildings would experience during a loss-of-coolant accident. During the pressurisation and depressurisation of ILRT, the containment buildings are closely monitored to determine their behaviour and condition.

[REDACTED]

During the last ILRTs in 2015, both the Unit 1 and 2 containment buildings demonstrated the expected behaviour and were qualified as suitable for operation. [REDACTED]

[REDACTED] The ILRTs provided confidence that the degradation of the reinforced concrete had not compromised the structural integrity of the containment buildings. The monitoring of the containment buildings during the ILRTs also showed that the refurbished areas behaved uniformly with the remainder of the concrete. The results for the containment structure are documented [REDACTED]

[REDACTED]

[REDACTED]

[REDACTED] Essentially, an ILRT on a containment building removes any uncertainty surrounding the integrity of the structure. Therefore, the test will be performed [REDACTED] to confirm the expected behaviour of the buildings and to provide the assurance that the containment structures conform to their design basis.

[REDACTED]

As part of the ageing management evaluation in preparation for LTO, a technical evaluation of the containment buildings was conducted. The evaluation included a revalidation of time-limited ageing analysis (TLAA) assumptions. The TLAA for the containment buildings was “revalidated” for 60 years. The IAEA safety report and guides relating to TLAA documents were considered in conjunction with this process. The TLAA concluded that containment structural integrity was ensured for the planned long-term operation from a concrete compression and structural integrity perspective. However, the TLAA included recommendations surrounding the functionality of the civil monitoring system and inspections and repair measures. These recommendations were not considered limiting and did not prohibit operability of the containment buildings for the additional 20 years. The recommendations made in the analysis were incorporated into the AMP.

Considering the continuous assessments that the plant conducts (that is, inspections and TLAA), mitigations that have been completed (that is, repairs), and improvements embarked on (that is, modifications), the current condition of the buildings is deemed to have sufficient integrity, and the design of the buildings remains fit for purpose and suitable for long-term operation.

[REDACTED]

[REDACTED]

### 9.5.2.2 Nuclear Island: Aseismic Bearings

The aseismic bearings are situated between the upper and lower raft of the nuclear island at 12 m below MSL, known as the aseismic vault. It has been designed to act as a filter between the soil and the SSCs of the nuclear island in the event of an earthquake. The material composition used for the aseismic bearings is low damping neoprene rubber, known as a low damping rubber bearing (LDRB) type. A monitoring programme of the bearings has been implemented since the commissioning of the plant and is defined in the SAR II-1.9.1.8 (*Monitoring Programme*) [171]. The monitoring programme, monitoring results, and safety improvements to ensure that the aseismic bearings are acceptable for LTO are discussed below.

#### 1. Tests conducted on sample bearings and in-situ bearings

In conformance with the requirements of the nuclear licence (NIL-01 Variation 19), a series of tests and visual inspections are required to be performed on the aseismic bearings (and sample bearings) to demonstrate that specific parameters remain within the design basis. These are performed on representative samples in a laboratory and the actual bearings at prescribed intervals. These tests include:

- \* visual inspection (in-situ bearings);
- \* shore hardness measurements of neoprene (in-situ bearings);
- \* distortion measurements and the regreasing of selected bearings (in-situ bearings);
- \* a friction test (sample bearings); and
- \* shear modulus tests (sample bearings).

The inspections and tests are performed as documented in formal procedures and using authorised inspectors and qualified laboratories.

#### 2. Test results of the inspections and tests

**Visual** inspections: the number of defects seen on the wrapping had been increasing due to ageing. Defects on the steel plates were superficial, and defects related to the grease seal did not show any corrosion of the interface of the friction surfaces. To date, no significant operability-related defect had been found on bearings.

**Shore** hardness: the average values obtained indicated small changes from the originally installed values (68 Shore A in 1978 versus 70 Shore A in 2016). SAR II-1.9.1.5.3.6.3 (*Neoprene Elastomer*) [171] specifies the shore hardness for neoprene on the bearings as being between 63 and 70 Shore A.

**Distortion measurements:** between 1 mm and 4 mm distortions were recorded, which had not significantly changed since 1978. The maximum permissible distortion was 50 mm as per the

technical manual. The measurement is a crude method and is intended to identify gross irregularities.

**Friction:** the values obtained during the coefficient of friction tests (circa 2000) were higher than the design specification. As a result, a seismic reanalysis of the nuclear island was performed using increased friction values. The results indicated minimal change in the response of the structures if no sliding was permitted (SAR II-1.9.1.8 (*Monitoring Programme*) [\[171\]](#)). Therefore, requirements related to coefficient of friction tests were subsequently removed from the monitoring programme.

**Shear modulus tests:** the average static (limit  $0,95 \pm 15\%$ ) and dynamic (limit  $1,3 \pm 15\%$ ) shear modulus of the sample test bearings, as observed from the last three test series, appeared to be dropping over time. Two static shear modulus test results and four dynamic shear modulus test results were marginally outside their lower limits. No results were outside their upper limits. A lower static or dynamic shear modulus was not expected to negatively affect the seismic response of the nuclear island.

Delamination of the neoprene from the reinforcing steel plates was detected. This concern was analysed by finite element methods and a limit to the extent of the delamination determined. It was not an ageing phenomenon, but rather a manufacturing-induced defect [\[171\]](#).

[REDACTED]

### 3. SALTO ageing management review outcomes

As part of the SALTO ageing management assessment project, Eskom utilised a consortium of the original architects of the plant (or original equipment manufacturer (OEM)) and a local engineering firm to benchmark all safety-related equipment against the internationally accepted IAEA International Generic Lessons Learned (IGALL) to identify enhancements that could be made to the management of ageing. For the bearings, there was little benefit due to the uniqueness of the equipment. Nevertheless, given the OE discussed above, improvements in the monitoring programme are being investigated and will be incorporated into an aseismic bearing AMP. This safety improvement is included in the LTO IIP [Appendix A](#).

### 4. Aseismic bearing safety improvement

Koeberg has monitored the seismic bearings according to the relevant regulations, and all results and findings have been submitted to the NNR. There has been only limited maintenance (plate interface seal replacement) required. The visual and test results of the in-situ and sample

bearings have shown no significant change in material properties. Based on these facts, the bearings can perform their design functions and remain fit for purpose and suitable for long-term operation. However, in order to address the OE mentioned above, Koeberg has a programme to better characterise the material properties of the bearings. The results of these tests will inform the aseismic bearing AMP. These safety improvements (characterisation programme and AMP) are included in the LTO IIP in [§ 14.0](#).

### 9.5.2.3 Ageing Management of Switchboards and Cables

The main function of the plant switchboards and cables is to maintain the continuity of electrical power supply to the relevant loads during normal and abnormal unit operation and for safe shutdown during normal and accident conditions (SAR II-10 (*On-site Electrical System*) [\[1711\]](#)).

LTO requires an evaluation of the plant switchboards, switchboard components, plant cabling condition, and suitability for safe operation up to 60 years of commercial operation, with some of the plant equipment requiring operating beyond 60 years for purposes of plant decommissioning.

An initial study in 2009 found that large-scale plant cabling and switchboard replacements and refurbishments could be required for LTO. This was largely based on the obsolescence of switchboard spares and the unknown condition of the plant cables. The subsequent re-evaluation of the plant switchboard and cable condition, as well as suitability for LTO, [REDACTED]

[REDACTED] which includes the findings of the recent SALTO ageing management assessment and PSR. The contents of this document form the basis of the arguments presented in this section relating to the ageing of the cables and switchgear for safe LTO.

Nuclear industry operating experience and experience from similar plants at EDF indicate that large-scale switchboard and cable replacements are normally not required for LTO.

Large-scale switchboard and cable replacements are not anticipated because the increase in failure rate is low, as discussed below.

The equipment scope considers all the Unit 1, Unit 2, and Unit 9 6,6 kV (LGi and LHi), 380 V (LKi and LLi), 220 V (LNE and LMA), and DC (LAI, LBi, LCi, and LDA) switchboards, along with the respective MV (6,6 kV), LV (380 V, 220 V, and DC), and I&C cabling, both environmentally qualified (EQ) and non-EQ-related (SAR II-10.3.1 (*6,6 kV Switchboards*); II-10.3.2 (*380 V Switchboards*); II-11.2.2 (*I&C Power Sources*); and II-11.3 (*General Installation – Cabling and Connections*) [\[1711\]](#)).

[REDACTED]  
[REDACTED]  
[REDACTED]  
The electrical cabling is distributed throughout the plant, with most cabling located on [REDACTED] [REDACTED] cable trays. [REDACTED]  
[REDACTED]

[REDACTED]

[REDACTED]

For 6,6 kV power cables, the same specifications apply to safeguard and non-safeguard cables containing cross-linked polyethylene (XLPE) insulation, with the environmentally qualified (EQ) cables requiring unique specifications and ethylene-propylene rubber (EPR) insulated cores. Similarly, for the LV and I&C cables containing copper cores, the insulation is polyvinyl chloride (PVC), with the EQ cables containing EPR insulation (SAR II-11.3.4 (*Electrical Cables*) [\[1711\]](#)).

[REDACTED]

[REDACTED]

[REDACTED]

[REDACTED]

[REDACTED]

The evaluation of the latest revision of the codes and standards did not find any requirements related to plant switchboards, switchboard components, or plant cabling that would affect nuclear safety and LTO.

Availability of major spares such as circuit breaker and contactor modules for both the 6,6 kV and 380 V switchboards has been confirmed, with Koeberg already having purchased sufficient 6,6 kV circuit breakers for LTO.

The re-evaluation of the initial study of 2009 determined that large-scale plant cabling and switchboard replacements or refurbishments were not anticipated, based on the following:

#### 9.5.2.3.1 Design Adequacy of Switchboards and Cables

The [REDACTED] switchboards have a robust design, with no indication of significant deterioration in the condition of the switchboards. The availability of switchboard component spares ensures that switchboard components that no longer meet their design tolerances are replaced or refurbished in good time according to the normal routine maintenance practices.

The assessment of the plant cables (MV, LV, and I&C) confirmed the conservative design of the cable installation and operating conditions. Due to the installation of cables with higher voltage ratings, the electrical stress on the cable insulation is low. Increased cable core sizes overcome the problem of cable heating and voltage drops on cables with long cable runs. This design margin significantly lowers the risk of cable ageing concerns.

Large-scale cable and switchboard replacement for LTO due to ageing is not a standard practice in the nuclear industry and is mainly done on a case-by-case basis, depending on the cable or switchboard condition or specific requirements, such as equipment obsolescence or fire resistance of cables.

[REDACTED]

There have been Koeberg switchboard and switchboard component failures, either during normal plant operation or during routine maintenance and surveillance. However, the number and type of failures do not indicate significant switchboard condition deterioration. Issues with obsolete equipment, such as the degrading protection relays, are being addressed through 331-146 (*Technical Obsolescence Programme*) [94].

[REDACTED]

All equipment failures are investigated through the corrective action programme (CAP), and appropriate corrective actions are implemented, including updating the maintenance basis, if required, to prevent a reoccurrence.

[REDACTED] A review [REDACTED]

[REDACTED] confirmed that all in-scope plant electrical switchboards, switchboard components, and plant cabling were comprehensively addressed and aligned with the IAEA IGALL requirements. Where the AMP requirements for switchboards, switchboard components, and plant cabling were found to require additional alignment or improvement, the appropriate ageing management programmes or manuals were updated, or new ones were compiled. The full Koeberg cable ageing management programme (CAMP) and the associated environmental condition monitoring programme are in the process of being implemented.

The Koeberg CAMP includes the standard 331-127 (*Cable Ageing Management Programme at Koeberg Operating Unit*) [91], the procedure 331-198 (*Cable Ageing Management Programme Roles and Responsibilities at Koeberg Operating Unit*) [101], and the cable ageing management manuals prepared for the MV, LV, and I&C cables, based on the requirements stipulated in RG-0027 (*Ageing Management and Long-Term Operations of Nuclear Power Plants*) [282]. The scope of the CAMP is provided in 240-166828385 (*Cable Master List*) [76] and includes the in-scope cables.

The qualified life of EQ cables is limited to the end of the current licensed term, that is, 40 years. Justification of service life beyond 40 years requires the requalification of these cables. The cables will be tested in accordance with IEC/IEEE 60780-323:2016 (*Nuclear Facilities – Electrical Equipment Important to Safety – Qualification*) [260]. Based on the IEC/IEEE requirements, a representative sample of cables selected from areas with the most severe environmental conditions envelops all other installed cables to represent the worst-case radiation and temperature exposure

scenario. The requalification of the cables is included in the LTO IIP [Appendix A](#). This exercise is in progress with EDF collaboration.

### 9.5.2.3.2 Switchboards

The Koeberg life of plant plans (LOPPs) for the 6,6 kV, 380 V, 220 V, and DC switchboards provide comprehensive information on the status of the plant switchboards. The LOPPs confirm the respective switchboard condition, equipment reliability, and spares availability. Additionally, equipment monitoring, testing, known or potential threats, spares availability, and obsolescence are also documented in the LOPP. Therefore, based on the operating experience contained in the LOPP, it is concluded that the service life of the switchboards will reach the required 60 years without adverse impact on nuclear safety.

Routine maintenance, monitoring, and testing of switchboards and components may uncover equipment out of tolerance (for example, circuit breaker timing tests) or degraded (for example, control relays). The frequency of switchboard surveillance and maintenance or testing varies depending on the component. The current switchboard maintenance tasks are aligned with industry good practices recommended by EPRI, the US NRC, INPO, IAEA, [REDACTED]. New inspection and testing techniques have been introduced to detect possible failure mechanisms, such as partial discharge testing for switchboard insulation degradation; refer to KBA-0022-N-NEPO-LOPP-068 (*Plant Engineering Life of Plant Plan 6,6 kV System Maintenance Regime*) [155].

Document 240-164966115 (*Ageing Management Programme for Switchboards, Associated Switchgear Components and Metal*) [74] evaluated switchboard ageing management. It analysed the potential age-related degradation mechanisms for the electrical switchgear (circuit breakers and contactors), metal enclosures, and switchboard components such as control cabling, relays, insulators, and protection relays. The evaluation confirmed the adequacy of the switchboard monitoring, testing, and maintenance regime. According to the IAEA ageing management programmes (AMPs), additional requirements for both maintenance procedures and maintenance basis programme changes have been added to align and improve the current maintenance programme.

Switchboard replacements are currently not expected for LTO due to observed equipment reliability and availability of spares. Should any switchboard component obsolescence or reliability issues that cannot be addressed through the obsolescence or modification process arise later during plant operation, then limited switchboard replacements could be pursued to release spares to address these concerns. Obsolete items [REDACTED] continue to be replaced as required using the technical obsolescence programme.

The evaluation performed during the SALTO project confirmed the good condition and reliability of the switchboards, the availability of switchboard spares, and that a comprehensive ageing management programme was in place.



Ongoing periodic testing and operations of the equipment provide confidence in the operability and reliability of the switchboards.

Switchboards and their components are expected to continue performing their design functions and remain available and reliable for continued safe operation.

### **9.5.2.3.3 Cables**

The ageing of power cables is mostly as a result of adverse localised environments and adverse service conditions, with the most common contributors being heat and wet environments. With water-induced cable degradation causing accelerated ageing of power cables found in environments susceptible to moisture or water ingress, Koeberg initiated a comprehensive cable ageing management programme (CAMP) in 2013, [REDACTED]

[REDACTED] Based on the CAMP programme, testing had not found any indication of [REDACTED] cable degradation that would preclude LTO. Testing is ongoing, with cable test results being trended to determine suitable acceptance criteria specific to Koeberg cables. Planned cable testing results and cable ageing analysis for EQ are still to determine whether cable replacements will be required. These actions are included in the LTO IPP, [Appendix A.1](#).

Testing of the LV and I&C cables has been limited and mostly focused on visual and tactile inspections.

The operability of the switchboards and associated electrical cabling is also assured by being permanently energised. In addition, frequent swapping of electrical trains and periodic testing confirm the operability of the switchgear, switchgear components, and associated cabling.

Of concern is the long-term operation of wetted XLPE-insulated power cables. These cables can develop water trees, and as these water trees progress, they can result in cable failure. A comprehensive CAMP is in place to manage the ageing of the Koeberg cables, with an environmental condition monitoring programme being prepared to support the CAMP. The initial focus of the CAMP is wetted power cables. Included in this focus are wetted cable samples to be sent for further laboratory ageing testing.

Large-scale cable replacements are not anticipated for LTO due to the current cable reliability and condition and industry operating experience. The justification of the service life of EQ cables beyond 40 years will be confirmed based on the analysis of the sample test results that will be completed prior to LTO.

### **9.5.3 Ageing Management of SSCs Supporting Licence-Binding Programmes**

A cross-functional review of the Koeberg licensing basis manual (KLBM) revealed that certain SSCs in the out-of-scope list were used in certain licence-binding programmes. While these SSCs did not

play a direct role in managing fundamental plant safety functions, they were included in regulatory programmes. Consequently, it was deemed necessary to review the activities and governance processes that ensured their continued reliability during LTO. A comprehensive assessment was conducted and documented in 331-602 (*Assessment of Out-of-Scope Structures, Systems, or Components used in other Regulatory Programmes*) [\[110\]](#).

The assessment concluded that:

- processes were controlled by approved and established governance processes;
- the station executed the maintenance, surveillance, inspections, testing, and quality control activities of the equipment on a predetermined schedule;
- defects were flagged for resolution after surveillance, maintenance, inspections, or testing. Unexpected events and failures were raised, evaluated, and tracked within the corrective action progress;
- equipment performance was monitored, and availability was trended to ensure planned equipment replacements. In an unplanned equipment failure, redundant and diverse equipment with the same functionality was available on site;
- most of the equipment was off-the-shelf items; however, if the equipment lacked spare parts or had no technical support, suppliers, or industrial capabilities, the equipment was added to the technological obsolescence management programme (TOMP). (Refer to 331-146 (*Technological Obsolescence Management Programme*) [\[94\]](#).) After that, it was managed within this process;
- the Quality Assurance Department generated a cyclical audit schedule annually in line with the quality assurance monitoring schedule for the power station, which included assessments of the governance of the programmes, including the equipment used in the execution of these programmes. This provided assurance regarding adherence to that governance; and
- each licence-binding programme had its own set of requirements, documents, and reliability objectives.

The SSCs in the out-of-scope list were used in the following licence-binding programmes:

- Radiation protection (RP)
- Emergency planning (EP)
- Environmental monitoring (EM)
- Chemistry monitoring
- Licensed operator training (full scope operating simulator)
- Nuclear security (the nuclear security report will be in a separate and confidential submission)

The ageing management of out-of-scope SSCs used in these licence-binding programmes is governed by procedures that ensure the long-term reliability of the equipment.

#### **9.5.3.1 Radiation Protection Programme**

The Koeberg documents for the governance of, and guidance on, this equipment in the radiation protection programme include the following:

- 238-54 (*Radiation Protection Licensing Requirements for Koeberg Nuclear Power Station*) [\[25\]](#)
- 238-36 (*Operational Radiation Protection Requirements*) [\[11\]](#)
- 238-19 (*Generation Division Radiation Protection Manual*) [\[6\]](#)
- 238-42 (*Radiation Dosimetry Requirements*) [\[15\]](#)
- 238-44 (*Requirements for Radiological Surveillance Instrumentation*) [\[17\]](#)
- 238-49 (*Liquid and Gaseous Effluent Management Requirements*) [\[21\]](#)
- KAA-679 (*Control of the Measuring and Test Equipment at Koeberg Nuclear Power Station*) [\[138\]](#)
- KAA-584 (*Radiation Instrument Management*) [\[129\]](#)

The typical equipment of this programme includes the [REDACTED] whole-body counter.

#### **9.5.3.2 Emergency Planning Programme**

The Koeberg documents for the governance of, and guidance on, this equipment in the emergency planning programme include the following:

- KAA-811 (*The Integrated Koeberg Nuclear Emergency Plan*) [\[141\]](#)
- KAA-611 (*Emergency Mustering, Accountability and Evacuation*) [\[132\]](#)
- KAG-001 (*Emergency Exercise Management and Assessment*) [\[149\]](#)
- KEP-I-002 (*Operating Instructions for Emergency Plan Communications Equipment*) [\[158\]](#)
- KEP-I-014 (*Operation, Use and Availability of Emergency Plan Portable Instrumentation and Equipment*) [\[159\]](#)
- KAG-003 (*Maintenance and Inventory Control of the Emergency Management Facilities and Equipment*) [\[150\]](#)

The typical equipment included in this programme is the portable diesel generators, jellyfish oil boom, emergency vehicles, and bubble curtain.

### 9.5.3.3 Environmental Monitoring Programme

The Koeberg documents for the governance of, and guidance on, this equipment in the environmental monitoring programme include the following:

- 238-47 (*Radiological Environmental Survey Requirements*) [\[19\]](#)
- KAA-597 (*Environmental Surveillance Programme*) [\[131\]](#)
- KAG-006 (*Koeberg Meteorological Programme*) [\[151\]](#)
- 238-52 (*Emergency Planning Meteorological Requirements for Nuclear Installations*) [\[23\]](#)
- 235-54 (*Radiological Protection Licensing Requirements for Koeberg Nuclear Power Station*) [\[3\]](#)

The typical equipment included in this programme is the meteorological equipment mounted on the 50 m and 120 m masts and handheld air measurement devices.

### 9.5.3.4 Chemistry Monitoring Programme

The Koeberg documents for the governance of, and guidance on, this equipment in the chemistry monitoring programme include the following:

- KAA-595 (*Control of Chemistry Instrumentation, Analysers, and Equipment*) [\[130\]](#)
- KAA-640 (*Control of Items Leaving Site for Repair or Service*) [\[137\]](#)
- KFC-AC-008 (*Instrument Defect Form*) [\[160\]](#)
- KFQ-ML-001 (*Equipment Control Form*) [\[161\]](#)
- KWC-AC-002 (*Maintenance and Service of Analytical Chemistry Laboratory Equipment and Instrumentation*) [\[182\]](#)

The typical equipment included in this programme is the chemistry portable and laboratory equipment, [REDACTED] [REDACTED] [REDACTED] [REDACTED] dissolved oxygen analyser, [REDACTED] [REDACTED] conductometer, and [REDACTED] gas analyser.

### 9.5.3.5 Licensed Operator Training (Full Scope Operating Simulator)

The Koeberg documents for the governance of, and guidance on, this equipment in the licensed operator training programme include the following:

- KAA-503 (*Modifications to Simulator*) [\[128\]](#)
- KAA-857 (*Management and Oversight of the Full Scope Operator Training Simulators at Koeberg Nuclear Power Station*) [\[145\]](#)
- KFT-072 (*Simulator Availability*) [\[162\]](#)

- KGT-025 (*Simulator Maintenance, Access, Operation and Initial Conditions and the Training and Authorisation of Simulator Operators*) [\[167\]](#)

The typical equipment included in this programme is the simulator electronic display screens.

## **9.6 Radiation Protection**

Eskom is committed to ensuring that nuclear and radiation safety receives the highest priority to provide for the protection of persons and the environment against harmful ionising radiation in accordance with the safety principles and requirements addressed in document 32-227 (*Radiation Protection and the Safety of Radiation Sources Policy*) [\[86\]](#) .

Koeberg complies with the dose limits and dose constraints stipulated in the regulations on safety standards and regulatory practices (R388 (*Safety Standards and Regulatory Practices (SSRP)*)) [\[274\]](#), the requirements on risk assessment and compliance with principal safety criteria (RD-0024 (*Requirements on Risk Assessment and Compliance with Principal Safety Criteria for Nuclear Installations*) [\[277\]](#)), and the radiation dose limitation at the Koeberg Nuclear Power Station (RD-0022 (*Radiation Dose Limitation at Koeberg Nuclear Power Station*) [\[276\]](#)).

The section discusses the adequacy of the current radiation protection (RP) programme to ensure compliance with the regulatory requirements mentioned above and to support LTO. The scope of the radiation protection programme was assessed during the PSR safety performance review, and it was concluded that there were adequate processes, procedures, guides, and work instructions to support LTO. Therefore, this section demonstrates that:

- the established RP programme is adequate (that is, mature, effective, and efficient) for the current licensing basis and beyond 2024;
- the dose to workers and the public will be kept as low as reasonably achievable (ALARA);
- there is an effective RP programme to support the effluent management programme;
- the RP organisation is sufficiently resourced to implement the RP programme;
- the RP training is effective and adequate to ensure the necessary level of competence for personnel having functions relevant to the protection and safety of members of the public;
- the RP programme is adequate to support the safe off-site transport of radioactive material, and the programme remains adequate throughout the period of LTO;
- the process for managing radiation generators and radioactive sources is adequate; and
- there are adequate processes and procedures to conduct formal investigations of abnormal conditions (relating to radiation protection) that can arise associated with Koeberg operations, including applying operating experience (OE).

This section does not discuss the impact of LTO on radioactive waste management and the environment, as this is discussed in [§ 9.7.3](#) and [§ 9.7.4](#) of this document.

### **9.6.1 Radiation Protection Programme**

A radiation protection programme has been developed and implemented, and the programme is effective in ensuring that the exposure of workers, the public, and the environment to radiation is minimised. The programme has established processes and procedures for radiological protection of workers, the public, and the environment, both on and off site. The programme incorporates local and international requirements. The aspects considered in the programme include:

- RP organisation;
- access control;
- radiation area classification;
- radioactive source control;
- radiation exposure:
  - \* the ALARA programme; and
  - \* the dosimetry programme;
- radiation worker training;
- the radioactive waste management programme; and
- the radioactive effluent management programme.

The SAR [\[171\]](#) provides an overview of the protection of workers against radiation during normal operation in terms of 'General Safety Principles Addressing the Radiological Consequences of Normal Operation' (SAR I-4.2), 'Biological Shielding' (SAR III-5.1), 'Airborne Contamination' (SAR III-5.2), 'Radiation Monitoring' (SAR III-5.3), the 'Radiation Protection Programme' (SAR III-5.4), and 'Radiological Design Criteria and Features' (SAR III-5.5). Requirements for protecting workers during planned exposure situations are documented in the RP standard [\[25\]](#).

The effectiveness of the RP programme was assessed during the PSR safety performance review [\[65\]](#), and it was concluded that the programme was well documented and implemented. The PSR review also found that the associated processes and procedures for protecting workers, the public, and the environment, as well as the roles and responsibilities for protection and safety, were documented and implemented [\[65\]](#).

The RP programme is regularly reviewed for alignment with the latest industry developments in the radiation protection field and, therefore, remains valid to support LTO. Independent inspections and audits of the RP programme are performed by the Nuclear Safety Assurance and Quality Assurance

Departments and during peer reviews (WANO) to ensure that the programme is properly implemented in accordance with regulatory and international requirements.

### **9.6.1.1 Radiation Protection Organisation**

The RP organisational arrangements were reviewed during the PSR safety performance review and were found adequate to support LTO. Functional responsibilities and educational and training (credential) requirements for RP positions are listed in KSH-010 (*Functional Responsibilities for Radiation Protection at Koeberg Operating Unit*) [178]. [REDACTED] the RP organisation has experienced high rates of attrition in recent years, it has not affected the mandate of the RP organisation (which is mainly the implementation of the RP programme), [REDACTED]

[REDACTED] Newly appointed resources are trained and authorised in accordance with RP training programme requirements, as discussed in [§ 9.6.1.2](#).

### **9.6.1.2 Radiation Worker Training**

The RP standard, 238-43 (*Requirements for Radiation Workers*) [16], requires that a training programme for radiation workers be implemented. Workers are trained in accordance with RPG-001 (*Radiation Worker Training Course*) [217] and registered as radiation workers prior to granting them access to a radiological controlled zone.

The training programme for RP personnel and radiation workers ensures that only authorised personnel can perform and supervise activities that result in radiation exposure in order to ensure adherence to ALARA practices to prevent unplanned exposures. Radiation worker training provides, among others, the following:

- Requirements for radiation workers and special persons at Koeberg
- Aspects of radiation, specifically ionising radiation
- Radiation units and biological effects, including the risk of radiation
- Radiation detection and protection
- Contamination detection and protection
- Control of materials inside the radiological controlled zone
- Radiation worker practices

On successful completion of the training, employees are issued with dosimeters and other protective equipment. Radiation worker authorisation is tracked through [REDACTED] software, which is integrated software used for verifying authorisation for entry into radiation control zones. Procedures KAA-634 (*Responsibilities for the Radioactive Material Control Programme*) [135], KSH-010 (*Functional Responsibilities for Radiation Protection at Koeberg Operating Unit*) [178], and KSH-012 (*Radiation*

*Protection Standards and Expectations*) [180] provide the basis for radiation worker training. Radiation worker training is tracked [REDACTED]. The NNR requirements for the education, training, and responsibilities of personnel performing radiation protection-related functions are documented in KSH-010 [178]. Procedure (*Optimisation of Radiation Protection*) [9] requires that Eskom radiation workers receive initial and follow-up training. Radiation protection training is managed according to KGT-055 (*General Radiation Protection Training Guide*) [168] and KGT-056 (*Radiation Protection Department Training Programme Guide*) [169].

### 9.6.1.3 Radiation Area Classification

Radiological controlled zones (areas) are classified according to the requirements in 238-54 [25], 238-36 [111], and KAA-637 (*Access Control to Radiological Controlled Zones*) [136]. Administrative and physical controls employed to manage red zones and RP locked zones are described in KWH-S-043 (*Control of Red Radiation Zones and Radiation Protection Locked Zones*) [195]. Radiation zones are classified based on the highest dose rate from any component or structure in the area. There are four radiation zone classifications:

- **Green zone:** the general area radiation dose rate is less than 25  $\mu\text{Sv/h}$ .
- **Yellow zone:** the general area radiation dose is greater than, or equal to, 25  $\mu\text{Sv/h}$  by less than 1 mSv/h.
- **Orange zone:** the general area radiation dose rate is greater than, or equal to, 1 mSv/h, but less than 10 mSv/h.
- **Red zone:** the general radiation dose rate is greater than, or equal to, 10 mSv/h.

The administrative controls for containment entries at the red zone or the radiation protection locked zone conditions, including emergency entries into all controlled zones, are documented in KWH-S-025 (*Containment Entries at Red Zone or Radiation Protection Locked Zone Conditions Including Emergency Entries into all Controlled Zones*) [191]. Airborne contamination zones are classified in terms of the concentration of airborne radionuclides in the area in accordance with KWH-S-015 (*Airborne Contamination Surveys*) [189]. The boundaries of controlled zones are demarcated and signposted in accordance with KWH-S-048 (*Signposting and Barricading in Radiological Controlled Zones*) [199]. The procedures used for the management and control of sources are KAA-633 (*Control of Radioactive Sources and X-Ray Equipment*) [134], KWH-S-007 (*Leakage Tests on Sealed Radioactive Sources*) [188], and KWH-S-041 (*Radiation Protection Source Control*) [194].

### 9.6.1.4 Entry into Radiation Control Zones

Entry into radiological areas is controlled by means of the use of radiation worker certification in accordance with procedures KAA-637 (*Access Control to Radiological Controlled Zones*) [136] and KWH-S-021 (*Access Control*) [190] and administered by the access control portion of [REDACTED]



software. The PSR safety performance review concluded that the process for controlling entry into radioactive areas remained adequate to support LTO.

#### **9.6.1.5 Radiation Source Control**

Eskom has developed and implemented and maintains processes, procedures, guides, and work instructions to ensure compliance with document 32-227 (*Radiation Protection and the Safety of Radiation Sources Policy*) [86]. Radioactive sources at Koeberg are categorised in line with IAEA-TECDOC-1344 (*IAEA Standard for Categorization of Radioactive Sources*) [258] and are documented in the procedure 238-46 (*Requirements for the Safety, Security and Control of Radioactive Sources*) [18]. The movement of a source between storage areas or from a storage area to a work area is tracked using logbooks. Physical security measures for sources are implemented by security personnel. The storage areas for radioactive sources are approved by the radiation protection officer (RPO – source control) commensurate with the hazard. Measures implemented for ensuring the control of radioactive sources were assessed in the PSR safety performance review. The review concluded that the measures were adequate for LTO, and no deviations were raised [65].

The following documents are used for the management and control of sources:

- 238-38 (*Radiation Protection Requirements for Baggage Inspection X-Ray Devices*) [12]
- 238-39 (*Requirements for the Safe Use of Industrial Gauges Containing Radioactive Sources*) [13]
- 238-40 (*Radiation Protection Requirements for Industrial Radiography*) [14]
- 238-46 (*Requirements for the Safety, Security and Control of Radioactive Sources*) [18]
- KAA-633 (*Control of Radioactive Sources and X-Ray Equipment*) [134]
- KWH-S-007 (*Leakage Tests on Sealed Radioactive Sources*) [188]
- KWH-S-041 (*Radiation Protection Source Control*) [194]
- KWH-S-045 (*Radiation Protection Requirements for Industrial Radiography on Site*) [196]
- KWH-S-046 (*Radiation Protection Requirements for Use of Soil Moisture and Density Gauge Sources*) [197]

#### **9.6.2 Radiation Exposure**

Exposure to radioactive material can be as a result of normal operations or accident conditions. Koeberg has processes and procedures designed not only to comply with the regulatory dose requirements prescribed in RD-0022 (*Radiation Dose Limitation at Koeberg Nuclear Power Station*) [276], but also to minimise radiation exposure of workers, the public, and the environment to levels that are as low as reasonably achievable (ALARA).

In order to comply with RD-0022, for normal operations, radiation exposure dose limits are documented in 238-35 (*Radiation Protection Dose and Risk Limits*) [10], and for emergency exposure, the limits are documented in KAA-811 (*Integrated Koeberg Nuclear Emergency Plan*) [141].

The dose constraints and dose limits referred to above are as follows:

1. For public dose:
  - \* Public dose constraint: 0,25 mSv/a.
  - \* Public dose limit: 1 mSv/a.
2. For occupational exposure:
  - \* An average effective dose of 20 mSv/a averaged over five consecutive years (within the five-year period, a maximum effective dose of 50 mSv for any single year).
  - \* An equivalent dose to the lens of the eye of 150 mSv/a; an equivalent dose to the extremities (hands and feet) of 500 mSv/a.

To achieve the objective of minimising radiation exposure, Koeberg has developed and implemented the ALARA programme. The programme is discussed further in section § 9.6.2.2. The PSR safety performance review verified that processes and procedures used to manage and control radiation doses to workers were in compliance with the dose limits specified above and concluded that these procedures and processes were adequately implemented [65].

### **9.6.2.1 Occupational Exposure**

For occupational exposure, relevant dose constraints are used in the optimisation of protection and safety standard 238-34 (*Optimisation of Radiation Protection*) [9]. The [REDACTED] software is used to track occupational exposures. The [REDACTED] software manages data relating to workers in radiological controlled areas; it collects data recorded by electronic dosimeters and checks radiological controlled area access.

Koeberg maintains a radiation dose register for every occupationally exposed worker, and dose records are archived and made available to the NNR. Visitors are informed of applicable radiation protection requirements in accordance with KAH-002 (*Radiation Surveillance Programme*) [152] and KAA-637 [136] prior to entry into radiological controlled areas or a supervised radiological area.

Requirements for records of radiation exposure, dosimetry, functional responsibilities at Koeberg, and the surveillance programme are met in compliance with the documents listed below.

- 32-227 (*Radiation Protection and the Safety of Radiation Sources Policy*) [86]
- 32-226 (*Radiation Protection and the Safety of Radiation Sources*) [85]
- 238-19 (*Generation Division Radiation Protection Manual*) [6]

- 238-42 (*Radiation Dosimetry Requirements*) [\[15\]](#)
- KSH-008 (*Radiation Protection Records, Data, and Information Management*) [\[177\]](#)
- KSH-010 (*Functional Responsibilities for Radiation Protection at Koeberg Operating Unit*) [\[178\]](#)
- KAH-002 (*Radiation Surveillance Programme*) [\[152\]](#)

The maximum occupational dose for the period between 2010 and 2020 was below 20 mSv per annum, and the average occupational dose from 2010 to 2020 was less than 1 mSv per annum (below the 4 mSv per annum dose target). Low collective doses are attributed to the low fuel failure rate, good control of the primary and auxiliary system chemistry, design considerations, a good radiation protection programme, and mainly the effectiveness of the ALARA programme.

Dose assessment is implemented through implementation of the following procedures:

- KSH-011 (*Radiation Protection Certificate (RPC) Programme Requirements*) [\[179\]](#)
- KWH-B-014 (*Dosimetry Quality Control Programme*) [\[184\]](#)
- KWH-B-015 (*External Dosimetry Control*) [\[185\]](#)
- KWH-B-016 (*Operation, Calibration and Use of The Koeberg Whole Body Counters and the H-3 in Urine Analysis Programme*) [\[186\]](#)
- KWH-B-017 (*TLD Processing and Dose Record Updating*) [\[187\]](#)
- KAA-632 (*ALARA Programme*) [\[133\]](#)
- KWH-AL-004 (*Radiation Protection Formal ALARA Programme Criteria, Actions and Documentation*) [\[183\]](#)
- Utilising the ██████████ software

Requirements for unplanned exposures are detailed in KWH-S-015 (*Airborne Contamination Surveys*) [\[189\]](#). Unplanned exposures are reported to the NNR in accordance with KLA-005 (*Koeberg Event Classification and Reporting Criteria Listing*) [\[170\]](#). In addition, requirements to manage medical emergencies, radiation casualties, frequency of medical examinations, and psychological evaluations are documented in KSA-055 (*Requirements for the Medical and Psychological Surveillance and Control Programme*) [\[173\]](#).

### 9.6.2.2 ALARA Programme

An ALARA programme has been implemented to ensure that activities giving rise to radiation exposure are controlled to minimise the radiation dose. The programme is documented in KAA-632 (*ALARA Programme*) [\[133\]](#) and KWH-AL-004 (*Radiation Protection Formal ALARA Programme Criteria, Actions and Documentation*) [\[183\]](#).

The ALARA concept is applied to activities ranging from day-to-day operations to major design changes and plant modifications. The optimisation of protection begins at the planning stage and continues through the stages of scheduling, preparation, implementation, and feedback. Oversight of the ALARA programme and monitoring of its implementation are done with the appointment of ALARA dose champions and the allocation of accountability to management to monitor and report back on effective doses. KWH-AL-004 (*Radiation Protection Formal ALARA Programme Criteria, Actions and Documentation*) [\[183\]](#) contains an extensive list of measures that should be considered for protection and safety during the ALARA review of a task and ALARA items for design/modification reviews. The implementation of the programme is supported by monitoring exposures per individual, group, or task and in comparison, with an extensive set of targets. In addition, responsibility for the implementation and accountability for doses at various levels of the organisation are given. A station ALARA committee provides oversight of the programme and monitors exposures against targets. This ensures that effective doses are kept as low as reasonably achievable.

The ALARA programme was assessed during PSR and was found to be comprehensive and adequate for LTO.

### **9.6.2.3 Dosimetry Programme**

Koeberg has established and implemented a dosimetry programme that is consistent with regulatory and international requirements for monitoring radiation exposures of radiation workers. The dosimetry programme was assessed during the PSR safety performance review and was found to be adequate. Occupational radiation exposure is monitored using electronic personal dosimeters (EPDs) and thermoluminescent dosimeters (TLDs).

In the case of noble gas exposure, the dose is assessed by converting activity concentration to dose using conversion factors and exposure times. Internal dose is assessed using a whole-body counter (WBC). A bioassay programme is used to assess dose from tritium- or alpha-emitting radionuclides. Records collected as a result of the programme are uploaded to the national dose register and reported quarterly and annually to the NNR. Radiation dose records are available for the workers on a local area network.

To adequately record and track worker exposures, the following procedures are used:

- KSH-008 (*Radiation Protection Records, Data, and Information Management*) [\[177\]](#)
- KWH-B-014 (*Dosimetry Quality Control Programme*) [\[184\]](#)
- KWH-B-015 (*External Dosimetry Control*) [\[185\]](#)

Requirements for the dosimetry programme are contained in the following documents:

- 32-227 (*Radiation Protection and the Safety of Radiation Sources Policy*) [\[86\]](#)
- 32-226 (*Radiation Protection and the Safety of Radiation Sources*) [\[85\]](#)

- 238-19 (*Generation Division Radiation Protection Manual*) [6]
- 238-42 (*Radiation Dosimetry Requirements*) [15]
- 238-35 (*Radiation Protection Dose and Risk Limits*) [10]
- 238-48 (*Thermoluminescence Dosimetry Requirements*) [20]
- 238-54 (*Radiation Protection Licensing Requirements for Koeberg Nuclear Power Station*) [25]

Responsibilities and accountability for the dosimetry programme processes are in accordance with KWH-B-015 (*External Dosimetry Control*) [185], and the programme is implemented in accordance with KWH-B-014 (*Dosimetry Quality Control Programme*) [184], KWH-B-016 (*Operation, Calibration and Use of The Koeberg Whole Body Counters and the H-3 in Urine Analysis Programme*) [186], and KWH-B-017 (*TLD Processing and Dose Record Updating*) [187].

#### 9.6.2.4 Radiation Dose to the Public and the Environment (Normal Operations)

Koeberg has processes and procedures to ensure that effluents released to the environment during normal and anticipated operational occurrences do not exceed regulatory limits. Exposure of the public and the environment to radiation due to ionising radiation from effluent released into the environment is maintained as low as reasonably achievable. Implementation of regulatory requirements associated with public exposure is contained in 238-35 (*Radiation Protection Dose and Risk Limits*) [10].

A retrospective assessment of the dose to the public and the environment is performed and reported to the NNR quarterly and annually. The environmental monitoring programme routinely assesses the dose based on actual nuclide discharges measured at the station. The dose assessment to the public includes exposure pathways (ingestions, inhalation, direct exposure), details around radionuclides that were released (that is, liquid and gaseous effluents), and the member of the critical group/representative person. The public doses resulting from effluent discharges between 2015 and 2020 were below the dose constraint of 250  $\mu\text{Sv/a}$  and were less than 1% of the dose limit of 1 mSv/a prescribed by the Safety Standards and Regulatory Practices (SSRP), Regulation R388.

Due to LTO and in accordance with the NNR-approved methodology, a prospective dose assessment was performed to determine potential radiological impact on the public. The prospective dose was assessed using a conservative source term, which considered the potential cumulative radiological impact on the public, including proposed facilities (for example, the transient interim storage facility (TISF)) that were planned to be built on site. The assessment was performed utilising software [REDACTED]. The software is currently undergoing a verification and validation process with the NNR, and Eskom is addressing the regulatory comments at present.

[REDACTED] software is the primary tool used to model the environmental transfer and calculate the dose for the representative person utilising the consequences of releases to the environment assessment methodology [REDACTED]

The prospective dose calculation was performed based on the methodology of [REDACTED] (*A Revised Methodology to Assess the Ionising Radiation Dose for Members of the Public from Normal Operation at the Duynefontyn Site*) [210]. This included:

- radionuclide selection and source terms based on the updated activity migration model source term, taking into account normal operations, including anticipated operational occurrences (AOOs);
- atmospheric dispersion and meteorological data preparation for the [REDACTED] model;
- an evaluation of soil characteristics in the Duynefontyn regional environment and selection of the appropriate input for use in [REDACTED] and terrestrial transfer factors;
- dispersion of liquid discharges to the sea and bioconcentration and sediment distribution factors for use in [REDACTED];
- consideration of short-term or batch discharges;
- build-up of radionuclides in the environment;
- exposure pathways; and
- habit data and defining a representative person.

The results obtained from the prospective source term considering environmental build-up historically and for the next 20 years showed that the dose to a member of the critical group/representative person was estimated to be approximately 94  $\mu\text{Sv/a}$  [209], which was below the dose constraint of 250  $\mu\text{Sv/a}$  as stipulated in R388 (*Safety Standards and Regulatory Practices (SSRP)*) [274] and RD-0022 (*Radiation Dose Limitation at Koeberg Nuclear Power Station*) [276]. The retrospective results also demonstrated that the dose to the public based on actual discharges was significantly below the dose constraint of 250  $\mu\text{Sv/a}$ . The outcomes of the assessment showed that LTO would not result in undue risk to the public.

In addition to assessing the dose to the public, the impact of radiological effluents on the environment was assessed using the ecological risk from ionising contaminant assessment [REDACTED] software. [REDACTED] software was developed to assist the user in formulating the problem [REDACTED], performing an impact assessment, evaluating data, keeping records, and performing the necessary calculations to estimate dose rates to selected biota. The [REDACTED] software has a built-in list of reference organisms. Each reference organism has its specified geometry and is representative of either the terrestrial, the freshwater, or the marine ecosystem. [REDACTED]

[REDACTED] software is used widely to assess the ecological risk associated with the release of radionuclides into the environment in order to ensure appropriate environmental management decision-making. Predicted dose rates can be compared with dose rates known to cause biological effects in non-human species.

The results of the ecological risk assessment for marine and terrestrial reference organisms concluded that the liquid and gaseous discharges from the facility were unlikely to pose a significant risk to the environment [209]. Although the NNR has not issued a regulatory limit on non-human biota, the results showed that the dose rate for both terrestrial and marine environments was well below the dose rate guideline values as applied internationally (that is, 10 µGy/h for marine organisms and 40 µGy/h for terrestrial organisms).

### **9.6.3 Transport of Radioactive Material**

Radioactive material is transported off site in accordance with the requirements of the IAEA regulations for the transport of radioactive material SSR-6 (*Regulations for the Safe Transport of Radioactive Material Specific Safety Requirements*) [255]. Based on the requirements of SSR-6, the responsibilities and accountability for the transport are documented in KAA-634 (*Responsibilities for the Radioactive Material Control Programme*) [135], KWH-S-033 (*Processing and Administration of Solid Radwaste*) [192], and KWH-S-037 (*Classification of Solid Radioactive Materials and the Acceptable On- and Off-Site Packaging Requirements for Such Materials*) [193]. Below are procedures for the on-site transportation of radioactive material that aim to minimise the staff radiological exposure.

- KAA-634 (*Responsibilities for the Radioactive Material Control Programme*) [135]
- KWH-S-033 (*Processing and Administration of Solid Radwaste*) [192]
- KWH-S-037 (*Classification of Solid Radioactive Materials and the Acceptable On- and Off-Site Packaging Requirements for Such Materials*) [193]
- KWH-S-047 (*Implementation of the Radioactive Material Control Programme*) [198]

In accordance with the conclusion of the PSR safety performance review, these procedures remain adequate to support LTO.

### **9.6.4 Operating Experience**

The radiation protection programme is informed by internal and external operating experience (OE). Reporting of radiation protection events is in accordance with KAA-688 (*Corrective Action Process (CAP)*) [139] and KLA-005 (*Koeberg Event Classification and Reporting Criteria Listing*) [170]. The following RP procedures are used to manage events:

- KSH-012 (*Radiation Protection Standards and Expectations*) [180]
- KGH-004 (*Radiation Protection Management of Operating Experience Feedback*) [165]
- KGH-010 (*Radiation Protection Response to Incidents/Alarms*) [166]

In accordance with the conclusion of the PSR safety performance review, these procedures remain adequate to support LTO and allow for continuous improvement of the radiation protection programme and practices.

## **9.7 Impact of Long-Term Operation on Other Operational Safety-Related Programmes**

Regulatory requirements for LTO include assessing the impact of LTO on other safety-related programmes as defined in RG-0027 (that is, safety-related programmes other than the ageing safety-related programmes). This section provides information on the impact of LTO on these programmes. The extended operation of the plant has minimal impact on these other safety-related programmes mainly because the current design and operation of the plant predominantly remain unchanged during the period of LTO.

### **9.7.1 Impact of Long-Term Operation on Nuclear Security**

The security assessment is currently under way and due to be completed by the end of the third quarter of 2022. The results of the assessment of the impact of LTO on nuclear security and the justification for continued operation related to nuclear security will be submitted as a stand-alone document due to the sensitivity of the assessed information.

### **9.7.2 Impact of Long-Term Operation on Emergency Planning**

The section discusses the adequacy of emergency planning and response at Koeberg and the impact of LTO on the emergency plan. To assess the impact of LTO on the emergency plan, the emergency plan technical basis was reviewed using the requirements of RD-0014 (*Emergency Preparedness and Response Requirements for Nuclear Installations*) [275] and concluded that the current emergency planning zones (EPZs) remained adequate for the period of LTO. Therefore, LTO would have no impact on the emergency plan. Adequate measures to protect the public in the event of a radiological emergency have been implemented. The facility has effective emergency preparedness and response capabilities at a national and an international level.

Koeberg has developed and implemented and maintains processes, procedures, guides, and work instructions to ensure compliance with the requirements for developing and implementing emergency preparedness and response arrangements. The *NNR Act 47 of 1999* [231] requires that provisions for emergency planning be in place to effectively respond in the unlikely event of nuclear accidents or radiological emergencies. The emergency preparedness and response plan is documented in administrative procedure KAA-811 (*Integrated Koeberg Nuclear Emergency Plan (IKNEP)*) [141], which complies with the NNR requirements for emergency preparedness and response (*RD-0014*).

The PSR emergency planning review assessed the adequacy of emergency planning and response arrangements and concluded that these were adequate, appropriately documented, and executed to ensure the protection of workers, the public, and the environment and supported LTO [70]. The



review also concluded that deviations raised did not pose any risk to LTO. The deviations raised primarily dealt with the following:

- The emergency planning zones and arrangements might be inadequate when assessing them against RG-0020 and GSR Part 7, as the technical basis for emergency planning did not consider multi-unit accident conditions. (This was raised in both the PSA and EP reviews.)
- There were inadequate arrangements and emergency plan staffing resources to maintain functionality of the emergency response for failure of both units simultaneously or following severe on- and off-site infrastructure damage scenarios.
- The pager system was unreliable in notifying emergency response organisation staff.

All the deviations mentioned above were graded to have a “low” or “drop” safety significance. Safety improvements to address these deviations are contained in the PSR IIP. (Refer to [§ 14.0.](#))

This section demonstrates the following related to the emergency plan:

- The size of the EPZ is adequate for the emergency plan.
- Adequate measures have been put in place to ensure effective emergency preparedness and response to nuclear and radiological emergencies, and such measures will remain in place and adequate during the LTO period.
- In case of a nuclear emergency, appropriate agreements that can be implemented in a co-ordinated and timely manner with local, regional, national, and international stakeholders are in place. These agreements will remain in place to support LTO.

#### **9.7.2.1 Emergency Plan and Procedures**

The facility has developed an effective emergency preparedness and response plan and procedures that consider any action or source that can cause nuclear damage or that can give rise to an emergency requiring intervention. The requirements for an emergency plan are contained in the standard 238-53 (*Emergency Preparedness and Response Requirements for Nuclear Installations*) [\[24\]](#). The IKNEP [\[141\]](#) was assessed in the PSR emergency planning review. The review concluded that the content of the IKNEP was in line with regulatory requirements and international standards, and no deviations were raised related to the adequacy of the IKNEP [\[141\]](#).

The IKNEP is informed by a comprehensive safety analysis undertaken to ascertain all exposure sources and evaluate radiation doses associated with the facility as contained in the emergency planning technical basis. This analysis includes accident scenarios on which emergency planning zones and associated arrangements for emergency preparedness and response are established.

The adequacy of the current emergency preparedness and response plans was assessed in the PSR emergency plan review. The scope of the review included, inter alia, the assessment of the content and effectiveness of exercises, the emergency training, the competence of the emergency

response organisation, the required functional capability of equipment (including communications equipment), and the adequacy of emergency planning.

The outcome of the review confirmed the adequacy of emergency planning and response arrangements. The review confirmed that the IKNEP was adequate and appropriately documented to support emergency response. The assessment established that:

- emergency plans, policies, and procedures were established, periodically reviewed, and maintained in a state of preparedness and were subject to rigorous routine reviews and technical audits;
- emergency plans were generally well established and reviewed according to predetermined schedules;
- the facilities and equipment used in the emergency planning were deemed adequate to perform their functional requirements;
- most of the requirements for interaction protocols were adequately implemented by Koeberg and the City of Cape Town (CoCT);
- no significant anomalies were evident in the competency of the relevant support organisations with regard to their emergency management functions; and
- overall, the requirements to solicit support organisations, clearly assign their responsibilities, ensure their competence, and have procedures and processes to ensure their support and co-operation effectively and efficiently were met well in practice when viewed against international, regulatory, and internal targets and criteria.

The PSR review identified four deviations graded as “low”. The proposed safety improvements are contained in the PSR IPP as discussed in [§ 14.0](#).

Current land use, demography, and adjacent sea use were assessed in sections 5.4, 5.5, and 5.6 of the updated DSSR. The updated DSSR also assessed the projected changes in land use, demography, and adjacent sea use for the LTO period (that is, from 2024 until 2045). The assessment included the current and projected nearby transportation and industrial and military facilities around Koeberg. This information is used to assess factors around the site that can impede the implementation of the emergency plan. Thus far, the DSSR update studies currently under way have not found any factors around the site that can impede the implementation of the emergency plan.

Updated evacuation time estimates are important for off-site protective action strategies. An updated analysis is required of the time to evacuate various sectors and distances within the EPZ plume exposure pathway for transient and permanent populations, using the most recent demographic and census data. The CoCT is updating the current evacuation time estimates (ETEs) based on the latest population and traffic data. The current evacuation time estimates remain valid until the updated traffic evacuation model report has been finalised, reviewed, and accepted by the NNR.

The EPTB was reassessed based on the requirements of RD-0014 (*Emergency Preparedness and Response Requirements for Nuclear Installations*) [275]. The conclusion of the EPTB was that the current precautionary action planning zone (PAZ) remained adequate for implementing precautionary actions to avoid or minimise severe deterministic health effects to the public. The current urgent protective action planning zone (UPZ) distance of 16 km remained adequate for implementing protective actions such as evacuation, sheltering, and iodine prophylaxis to reduce the risk of stochastic health effects to the public for internal events (including internal fire and internal flood events) [215].

Regarding the overall EPZ, the current long-term protective zone distance of 80 km remained adequate to conduct monitoring to ascertain areas where early protective actions such as evacuation or relocation might be necessary to reduce the risk of stochastic health effects from the long-term exposure to deposition of radioactive material for internal events (including internal fire and internal flood events). The sensitivity analysis, which simplistically increased the initial core inventory used as input in [REDACTED] by 10%, showed and concluded that the potential impact of the thermal power uprate (TPU) and steam generator replacement (SGR) projects on the current size of the PAZ (5 km) and UPZ (16 km) was expected to be negligible; that is, no change was expected [215].

Although the EPTB was reviewed based on RD-0014 and found to be adequate, it will be reviewed against RG-0020 and GSR Part 7 requirements (specifically the multi-unit events) prior to LTO and its impact assessed to address the PSR deviations.

The IKNEP incorporates organisations such as:

- the City of Cape Town;
- regional, provincial, and national disaster management teams;
- local supporting organisations such as Necsa, the NNR, the South African Police Service, etc.; and
- international support from the IAEA, [REDACTED].

### **9.7.2.2 Emergency Exercises and Training**

Emergency exercises are performed on a regular basis by both Eskom and the NNR to evaluate the effectiveness of all aspects of the response plan such as:

- training and authorisation of the emergency response organisations (annual reauthorisation);
- evaluation of the adequacy and functionality of the equipment;
- implementation of the protective actions; and
- effectiveness of the co-ordination among the various stakeholders.

The outcomes of exercises are recorded and gaps to excellence identified to determine areas for improvement, thus ensuring continuous learning. A five-year exercise plan is maintained to ensure that all aspects of the plan are thoroughly practised. The training of emergency response personnel was assessed during the PSR emergency planning and found to be adequate. However, the PSR found that there was insufficient evidence that the damage controllers and operations support centre supervisors underwent training or periodic retraining on the use of non-permanent equipment used when responding to accidents more severe than design basis accidents. The deviation was graded “low”, and safety improvement actions are included in the PSR IIP to address this deviation.

The effectiveness of the emergency exercise was assessed in the PSR emergency planning review. The assessment concluded that it was adequate and effective. The effectiveness will continue to be assessed on a regular basis during the LTO period, and where gaps are identified, normal Eskom processes will be followed in line with regulatory requirements, as well as international standards, to ensure that measures are put in place to resolve the areas for improvement.

### **9.7.2.3 Facilities and Equipment**

Koeberg has emergency response facilities that serve as a central location for co-ordinating response team activities. The adequacy of the facilities and equipment was assessed in the PSR emergency planning review. The review of the equipment and facilities included physical walk-downs of relevant on- and off-site areas. The review of facilities and equipment used in the emergency planning deemed them adequate to perform their intended functional capabilities to support nuclear or radiological emergencies [\[141\]](#).

### **9.7.2.4 Identification, Notification, and Activation**

The IKNEP provides for the identification, classification, public notification, and activation of emergency response teams, both on and off site. The emergency classification system used at Koeberg is aligned with the NNR requirement (RD-0014 (*Emergency Preparedness and Response Requirements for Nuclear Installations*) [\[275\]](#)). The emergency classes used are:

- unusual event;
- alert;
- site emergency; and
- general emergency.

The requirements for identifying operational anomalies, proper classification of such events, and notification and activation of the appropriate elements of the emergency response organisation(s) were assessed during the PSR emergency planning review. Included in the review was the assessment of the provisions for transport accidents involving radioactive waste or fresh nuclear fuel that took place outside of the site.

The PSR review concluded that Koeberg had developed and implemented processes and procedures that were aligned with both local and international requirements. These processes and procedures would remain valid for the period of LTO. Should any improvements be required, Eskom will follow appropriate established processes to implement changes in compliance with NNR requirements.

#### **9.7.2.5 Off-Site Arrangements**

In accordance with the *NNR Act 47 of 1999* [\[231\]](#), Eskom has entered into an arrangement in the form of a memorandum of agreement (MoA) with the Western Cape Government and the City of Cape Town. In addition, Eskom has entered into other arrangements in the form of contracts, partnership, and affiliations to support the IKNEP.

The off-site arrangements were assessed during the PSR emergency planning review. The review concluded that the overall requirements associated with the off-site arrangements were in line with regulatory and international standards and practices and supported implementation of the IKNEP. The off-site arrangement would remain in place for the life of the plant.

#### **9.7.2.6 Monitoring and Assessment**

Koeberg has developed strategies for monitoring radiological conditions at the plant and in the environment during an emergency. The strategies allow for appropriate decisions to ensure the safety of the public during a severe nuclear accident. The strategy for monitoring and assessment of conditions at the plant and in the environment during an emergency was reviewed during the PSR emergency planning review, and it was concluded that the strategies were adequate for LTO. Any changes to strategies, methods, or standards during the LTO will be made in line with approved Eskom processes and in line with the regulatory requirements.

#### **9.7.2.7 Accident Mitigation and Protective Actions**

The EPTB was reviewed, and it was found that Koeberg had adequate strategies for protective actions and accident mitigation (evacuation, sheltering, food banning, iodine, and relocation). Intervening organisations had been identified and authorised to respond appropriately to a nuclear emergency. Emergency planning arrangements included procedures and communication protocols for contacting relevant response organisations such as firefighting, medical, and police. At each stage of an emergency, a graded approach was applied commensurate with the hazard assessment and the protection strategy.

The accident mitigation and protective actions were assessed during the PSR emergency planning review and found to be adequate for LTO.

### **9.7.2.8 Developments around the Site**

Koeberg has adequate processes and systems to monitor developments around the site that may affect emergency planning arrangements. Development around the Koeberg site is managed in line with Cape Town's Municipal Spatial Development Framework (MSDF), which sets out the spatial vision and development priorities for Cape Town. This is informed by requirements of the Spatial Planning and Land Use Management Act 16 of 2013 (SPLUMA). Eskom has established the Koeberg Licensing and Liaison Forum (KLLF), which serves as an interested and affected party that monitors, reviews, and screens the potential impact of proposed developments around the site.

The Emergency Planning, Steering, and Oversight Committee (EPSOC) is a regular interface meeting between several stakeholders, including the NNR, CoCT (various departments), Western Cape Government (various departments), South African Police Service, South African Broadcasting Corporation, Department of Mineral Resources and Energy, and Department of Public Enterprises. The scope of the meeting includes the evaluation of the effects of any recent residential and industrial developments around the site.

During the LTO period, Koeberg will continue to ensure that proposed developments around the site do not pose a significant impediment to the current emergency preparedness and response plan through the implementation of measures as listed above. The organisation will also continue to assess opportunities that can be used to further enhance existing measures to manage developments around the site.

### **9.7.2.9 Emergency Response Organisation**

The emergency response organisation responsible for manning the emergency control centre (ECC) and the technical support centre (TSC) was assessed in the PSR emergency planning review and was found adequate to support the emergency plan. The emergency response organisation had the means, resources, and tools necessary to support protective actions in the emergency planning zones. However, the PSR also found that, for external events affecting both units, staffing might be inadequate to maintain functionality of the emergency response. These deviations were graded "low" and "drop", given the low risk of an event affecting both units. The safety improvements to address these deviations are included in the PSR IIP.

The roles and responsibilities of all resources, including various organisations involved in implementing the emergency response, are documented in KAA-811 (*Integrated Koeberg Emergency Plan*) [\[141\]](#). LTO will not affect emergency planning and response. Koeberg has adequate resources (both internally and externally) required to implement and maintain the emergency plan.

### **9.7.3 Impact of Long-Term Operation on Radioactive Waste Management**

Koeberg generates gaseous, liquid, and solid radioactive waste with varying levels of radioactivity, including high-level radioactive waste, such as spent nuclear fuel. Radioactive waste needs to be safely managed to protect human health and the environment in the present and the future [229]. Section 7.3 (2) of the regulatory guide RG-0027 (*Interim Regulatory Guide Ageing Management and Long-Term Operations of Nuclear Power Plants*) [282] requires that a decision to pursue LTO be based on an evaluation that addresses radioactive waste management for LTO.

The section discusses the current arrangements for radioactive waste management, the effectiveness of such arrangements, and the impact of LTO on the arrangements. This section only addresses the impact of LTO on solid radioactive waste; the impact on liquid and gaseous radioactive waste is discussed in § 9.7.4. The radiation protection aspects relating to the handling, storing, and transporting of radioactive waste are covered under § 9.6.

The implemented processes and programmes for the safe management of radioactive waste comply with national and international standards for radioactive waste management. Provision has been made for additional waste storage capacity for the period of LTO, and the operating regimes of the facility will remain unchanged.

#### **9.7.3.1 Radioactive Waste Programme at Koeberg**

The effectiveness of the radioactive waste management programmes was reviewed during the PSR safety performance review [65], and compliance with regulatory requirements was verified. This review assessed whether Koeberg had implemented programmes for the minimisation and safe management of radioactive waste. Although additional radioactive waste will be generated during the LTO, the generated volume of waste will remain unchanged; thus, the current radioactive waste management regime remains effective and adequate for safe LTO. In addition, Koeberg will continue to monitor best available techniques/methodologies to improve the programme to ensure compliance with regulatory requirements throughout the intended period of operation.

As mentioned, the implemented processes and programmes for the safe management of radioactive waste comply with national and international principles for radioactive waste management, that is:

- waste avoidance and minimisation;
- waste reuse;
- reprocessing and recycling;
- waste conditioning; and
- waste storage and waste disposal.

The programme is aligned with the following requirements:

- Department of Mineral Resources and Energy (*Radioactive Waste Management Strategy and Policy of South Africa*) [\[229\]](#)
- The requirements from R388 (*Safety Standards and Regulatory Practices (SSRP)*) [\[274\]](#)
- NIL-01 Variation 19 (*Koeberg Nuclear Installation Licence*) [\[273\]](#)
- IAEA GSR Part 3 (*Radiation Protection and Safety of Radiation Sources: International Basic Safety Standard*) [\[233\]](#)
- IAEA SSR-2/2 (*Safety of Nuclear Power Plants – Design*) [\[254\]](#)
- IAEA GSR Part 5 (*Predisposal Management of Radioactive Waste*) [\[234\]](#)

The programme is implemented in accordance with the Eskom policy, 32-227 (*Radiation Protection and the Safety of Radiation Sources Policy*) [\[86\]](#), 238-51 (*Spent Fuel Management Strategy*) [\[22\]](#), Eskom standard 32-226 (*Requirement and Rules for Radiation Protection and the Safety of Radiation Source*) [\[85\]](#), and 240-113228853 (*Koeberg Solid Radioactive Waste Management Plan*) [\[33\]](#). Responsibilities and accountability for the radioactive waste management programme are defined in KAA-634 (*Responsibilities for the Radioactive Material Control Programme*) [\[135\]](#), 240-113228853 (*Koeberg Solid Radioactive Waste Management Plan for Koeberg Nuclear Power Station*) [\[33\]](#), KSA-048 (*Management of the Solid Radioactive Waste Programme*) [\[172\]](#), KSH-10 (*Functional Responsibilities for Radiation Protection at Koeberg Operating Unit*) [\[178\]](#), and KSH-012 (*Radiation Protection Standards and Expectations*) [\[180\]](#). The implementation of the radioactive waste management programme is documented in KWH-S-033 (*Processing and Administration of Solid Radwaste*) [\[192\]](#) and KWH-S-047 (*Implementation of the Radioactive Material Control Programme*) [\[198\]](#).

### **9.7.3.2 Waste Identification, Quantification, Characterisation, and Classification**

Koeberg has developed and implemented adequate processes for identifying, quantifying, characterising, and classifying radioactive waste. These processes will remain adequate for LTO. The processes are consistent with national and international practices (that is, the national radioactive waste management policy and strategy document for the Republic of South Africa [\[229\]](#), NIL-01 Variation 19 (*Koeberg Nuclear Installation Licence*) [\[273\]](#), regulations on safety standards and regulatory practices [\[286\]](#), and the IAEA GSR Part 5 (*Predisposal Management of Radioactive Waste*) [\[234\]](#)). Radioactive waste is classified in accordance with the national radioactive waste classification scheme as contained in the radioactive waste management policy and strategy of South Africa [\[229\]](#).

Radioactive waste streams are identified, characterised, and classified to ensure:

- the identification and nature of site-specific radioactive waste streams or categories and associated waste management issues;



- consideration and listing of realistic options for the long-term management of specific radioactive waste management streams or categories;
- systematic evaluation of the merits and disadvantages of each option (multi-attribute analysis or any other suitable methodology covering cost-effectiveness, technological status, operational safety, and social and environmental factors);
- identification of the best available technology not entailing excessive cost (BATNEEC);
- acceptance of BATNEEC as a waste stream or category-specific strategy; and
- review mechanisms of industry- and site-specific waste management plans.

The adequacy and effectiveness of the waste identification, quantification, characterisation, and classification process were assessed during the PSR safety performance review. During the assessment, no deviations from national or international requirements were identified. The assessment concluded that Koeberg maintained records of radioactive waste generated and accumulated on site and that the process was based on regulatory requirements [65] as documented in 240-113228853 (*Koeberg Solid Radioactive Waste Management Plans*) [33], KSA-048 (*Management of the Solid Radioactive Waste Programme*) [172], and KWH-S-033 (*Processing and Administration of Solid Radwaste*) [192].

The solid radioactive waste management plan outlines the radioactive waste streams generated by the facility. Separate waste management plans need to be produced for specific projects such as the SGR replacement and submitted to the National Committee on Radioactive Waste Management (NCRWM) for review and approval. (Refer to § 9.7.3.10.) The waste management plans for future project waste streams will be developed during the project development stages and submitted to the appropriate authorities for review and acceptance.

### **9.7.3.3 Low- and Intermediate-Level Waste – Short-Lived (LILW-SL)**

The control of the radioactive waste management programme is documented in KAA-634 (*Responsibilities for the Radioactive Material Control Programme*) [135]. Stored waste can be retrieved for clearance, processing, or disposal later. Before disposal, LILW-SL generated is stored on site at the low-level waste building (LLWB) temporarily. The waste is stored in concrete or steel drums before being transported to Vaalputs. The LLWB stores waste such as active spent resin, evaporator concentrates, and miscellaneous waste. The LLWB was designed as a warehouse to store waste drums on site, and provision is made for regular monitoring, inspection, and maintenance of the waste and storage facility to ensure its continued integrity. A basic inspection is conducted annually and a comprehensive inspection every five years.

The LLWB will remain adequate to store LILW-SL throughout the period of LTO. However, it is noted that, in recent years, a backlog in the shipping of a high volume of radioactive waste has been experienced. This was caused by changes in the waste acceptance criteria and other regulatory

requirements that could not be met, which affected shipment of waste to Vaalputs. The backlog in shipment resulted in less storage space in the LLWB.

Subsequently, regulatory approval was obtained to resume shipment of specific waste packages. Shipping is being expedited to reduce the backlog and increase storage space in the LLWB. An action plan has been developed to address outstanding issues related to the shipment of all waste packages, and the actions are scheduled to be completed by 2024.

#### **9.7.3.4 Processing of LILW-SL**

The processing of radioactive waste includes its pre-treatment, treatment, and conditioning. Koeberg has adequate processes for LILW-SL, and the requirements for waste processing are documented in the following procedures:

- KWW-TES-003 (*Encapsulation of Radioactive Water Filters in Concrete Drums*) [\[200\]](#)
- KWW-TES-009 (*Compacting Low-Level Waste into 210-Litre Steel Drums*) [\[201\]](#)
- KWW-TES-011 (*Encapsulation of Radioactive Concentrates in Concrete Drums*) [\[203\]](#)
- KWW-TES-021 (*Encapsulation of Non-Compactable Radioactive Waste in Concrete Drums*) [\[205\]](#)
- KWW-TES-020 (*Encapsulation of Radioactive Sludge in Concrete Drums*) [\[204\]](#)
- KWW-TES-024 (*Drumming of Non-Compactable Radioactive Waste in Steel Drums*) [\[206\]](#)

Although LTO will result in additional waste generated during the 20-year period, the waste will be managed in line with the existing radioactive waste management programme, which has been demonstrated to be adequate for LTO.

#### **9.7.3.5 Waste Reduction Programme**

Koeberg has adequate processes and procedures for the minimisation and safe management of radioactive waste on site. The waste reduction programme was assessed during the PSR safety performance review, and it was concluded that adequate measures to reduce waste existed and that the programme had been implemented satisfactorily. The processes and requirements used to minimise radioactive waste are set out in the following documents:

- 238-54 (*Radiation Protection Licensing Requirements for Koeberg Nuclear Power Station*) [\[25\]](#)
- 238-51 (*Radioactive Waste Management*) [\[22\]](#)
- 238-19 (*Generation Division Radiation Protection Manual*) [\[6\]](#)
- 32-227 (*Radiation Protection and Safety of Radiation Sources Policy*) [\[86\]](#)

- 240-113228853 (*Solid Radioactive Waste Management Plan for Koeberg Nuclear Power Station*) [\[33\]](#)
- KAA-634 (*Responsibilities for the Radioactive Material Control Programme*) [\[135\]](#)

Should there be any improvement or changes to the process (based on operating experience, technology improvements, or any other activity that may trigger the change), the appropriate change management processes will be followed to implement the changes.

#### **9.7.3.6 Clearance, Authorised Discharge, Disposal, Reuse, or Recycling of Radioactive Waste**

Radioactive material for which no further use is foreseen and with characteristics that make it unsuitable for authorised discharge, authorised use, or clearance from regulatory control is processed as radioactive waste. The steps leading to safe clearance, authorised discharge, disposal, reuse, or recycling are consistent with limiting the exposure from such activities and are documented in 240-113228853 (*Koeberg Solid Radioactive Waste Management Plans*) [\[33\]](#) and KSA-048 (*Management of the Solid Radioactive Waste Programme*) [\[172\]](#).

#### **9.7.3.7 Low-Level Waste Storage Building**

A safety assessment was performed to evaluate the adequacy of the low-level waste building to store waste in support of LTO. This assessment considered public, occupational, inspection, external hazard, and shielding requirements. Based on the assessment, it was concluded that the LLWB was safe for storing LILW-SL during the extended life of Koeberg and that the risks to the public and the environment would remain within the regulatory requirements. The dose rates associated with radioactive waste storage in the LLWB are expected to remain within the dose limit during LTO.

The adequacy of the storage capacity is periodically reviewed, taking into account the predicted waste arising both from normal operation and from possible incidents, the expected lifetime of the storage facility, and the availability of disposal options [\[65\]](#).

#### **9.7.3.8 Transport of Radioactive Waste**

Radioactive material is transported off site in accordance with the requirements of the IAEA's SSR-6 (*Regulations for the Transport of Radioactive Material*) [\[255\]](#). The transport of radioactive waste is covered under [§ 9.69.6.3](#) of this document (impact of LTO on RP). An assessment was performed during the PSR safety performance review to evaluate the effectiveness of the transportation of radioactive material [\[65\]](#), and Koeberg complied with the NNR and IAEA safety standards for safe transport of radioactive material. The responsibilities and accountability for the transport are documented in KAA 634 (*Responsibilities for the Radioactive Material Control Programme*) [\[135\]](#), KWH-S-033 (*Processing and Administration of Solid Radwaste*) [\[192\]](#), and KWH-S-037 (*Classification of Solid Radioactive Materials and the Acceptable On- and Off-Site Packaging*

*Requirements for Such Materials*) [193]. The procedures are consistent with international good practice contained in the IAEA safety standards for the transport of radioactive material. These procedures will remain applicable during LTO.

The roles, responsibilities, and expectations for the transport of radioactive material are documented in KAA-634 (*Responsibilities for the Radioactive Material Control Programme*) [135], KSH-012 (*Radiation Protection Standards and Expectations Koeberg Procedures*) [180], and KSH-010 (*Functional Responsibilities for Radiation Protection at Koeberg Operating Unit*) [178]. In addition to [REDACTED] and the radioactive waste (radwaste) tracking programme (RTP) databases, these documents are included in the management system for transporting radioactive material. [REDACTED] controls access to controlled zones and records of radiation worker doses. The RTP is used to keep an inventory of radioactive waste on site. Events involving the transport of radioactive material, whenever they occur, are raised on DevonWay and investigated.

#### 9.7.3.9 Disposal of LILW-SL

The LILW-SL is disposed of in near-surface trenches at the Vaalputs national radioactive waste disposal facility in the Northern Cape. Vaalputs has adequate storage capacity to accommodate waste generated during the LTO period. This was confirmed with both the South African Nuclear Energy Corporation (Necsa) and the National Radioactive Waste Disposal Institute (NRWDI). Procedures used to ensure that only dry, solid, and solidified or immobilised radioactive waste is shipped for disposal are as follows:

- KWW-TES-003 (*Encapsulation of Radioactive Water Filters in Concrete Drums*) [200]
- KWW-TES-009 (*Compacting Low-Level Waste into 210 Litre Steel Drums*) [201]
- KWW-TES-010 (*Final Capping of Concrete Drums*) [202]
- KWW-TES-011 (*Encapsulation of Radioactive Concentrates in Concrete Drums*) [203]
- KWW-TES-021 (*Encapsulation of Non-Compactable Radioactive Waste in Concrete Drums*) [205]
- KWW-TES-020 (*Encapsulation of Radioactive Sludge in Concrete Drums*) [204]
- KWW-TES-024 (*Drumming of Non-Compactable Waste in Steel Drums*) [206]

#### 9.7.3.10 Waste Generated by Major Modifications

For major projects (for example, SG, PTR tank, and RPV head replacements), special attention is paid to the characteristics of the waste before a final decision is made on the ultimate radioactive waste management option. As specified in document 240-113228853 (*Koeberg Solid Radioactive Waste Management Plan*) [33], separate waste management plans will be submitted to the National Committee on Radioactive Waste Management. Currently, there are separate waste management plans for the following project waste streams:

- Original steam generators

After removal from the reactor building, the original steam generators (OSGs) will be stored at the Koeberg site for an interim period. This will allow for all the transport and disposal approvals and for Vaalputs to be prepared to receive the OSGs for final disposal. The OSGs will be stored at the Koeberg site in compliance with NIL-44 Variation 1 (*Original Steam Generator Interim Storage Facility (OSGISF)*) [208]. In the meantime, the OSGs will be stored in the interim storage facility (known as the OSGISF). To this end, an OSGISF has been constructed at the Koeberg site. The radioactive waste management plan for the OSGs [52] has been conditionally approved by the NCRWM. The NNR will be consulted at the different stages of the project before the final submission of the safety justification and revised post-closure radiological safety assessment. The secondary waste arising from SGR will be managed in accordance with 240-113228853 (*Koeberg Solid Radioactive Waste Management Plans*) [33].

- Refuelling water storage tanks (PTR tanks)

The Koeberg PTR tanks have been replaced due to their degradation associated with atmospheric stress corrosion cracking (ASCC). The tanks are currently temporarily stored in the low-level waste holding area. The tanks will be decontaminated and cleared from regulatory control. The solid radioactive waste management plan has been updated to incorporate the management of residual waste arising from the dismantling and decontamination of the PTR tank. The updated solid radioactive waste management plan has been submitted to the NCRWM for approval.

- Reactor pressure vessel head (RPVH)

The RPVH replacement project will include the disposal of the original Unit 1 RPVH, the original Unit 2 RPVH, and the original Unit 2 control rod drive mechanism (CRDM). The original RPVHs and control rod drive mechanisms are stored in the LLWB. Eskom will develop a radioactive waste management plan for the final disposal of the RPVHs and submit the plan to the NCRWM for approval. The date for the development and submission of the radioactive waste management plan will be communicated to the NNR.

In summary, project waste is adequately controlled, and it is not anticipated that significant volumes of waste will be generated due to additional major projects to support LTO.

### 9.7.3.11 High-Level Waste

Spent fuel is currently stored in two spent fuel pools and a number of dry storage casks on site. The spent fuel pool capacity is insufficient for LTO. This has necessitated the loading of spent fuel into dry storage casks.

A nuclear fuel strategy has been developed that caters for the transfer of spent nuclear fuel from the spent fuel pools into the dry storage casks. In addition, the utility is in the process of procuring spent fuel inserts that will be used to reduce the total reactivity and use the storage spaces that are

currently unavailable in the spent fuel pools due to the checker-boarding arrangement of fuel assemblies. This will make currently unusable storage cells in the spent fuel pools available, allowing for an increase in the total number of spent fuel assemblies stored in the spent fuel pools.

In line with the strategy, Koeberg will store casks at the transient interim storage facility (TISF), while the government is establishing the centralised interim storage facility (CISF). The utility has applied for a nuclear installation licence (NIL) and the environmental authorisation to store dry casks in the TISF. In 2017, Koeberg obtained environmental authorisation for the proposed TISF in terms of the National Environmental Management Act 107 of 1998 and the Environmental Impact Assessment Regulations, 2014. The granting of the NIL to construct and operate the TISF will allow storage of spent nuclear fuel up to the end of the operational life of the plant.

#### **9.7.4 Impact of Long-Term Operation on the Environment**

Koeberg's commitment to protecting the environment is set out in 32-727 (*Eskom Safety, Health, and Environmental Policy*) [87] and 32-227 (*Radiation Protection and the Safety of Radiation Sources Policy*) [86]. The environmental policy commits Eskom to zero harm to the environment, and the radiation protection policy ensures that nuclear and radiation safety receives the highest priority. An integrated management system ensures that the policy is properly implemented.

While this section focuses on the radiological impact on the environment, changes to the existing chemistry regime to address non-radiological environmental impacts will also be discussed, since these changes can affect plant reliability and radiological safety.

The section describes the potential impact of extended normal plant operations on the environment, which is shown to be insignificant. The sections below show that the effluent and environmental monitoring programmes ensure that emissions and discharges are properly controlled and are as low as reasonably achievable and that no changes to these programmes are required for LTO. This section also demonstrates, with input from the PSR [69], that operational practices to ensure environmental protection meet NNR requirements, follow relevant international guidelines, and ensure safe operation.

##### **9.7.4.1 Impact of Changes to Plant Operations and Maintenance due to LTO**

LTO introduces effects that have an impact on the environment during the period of extended operation. The identified and assessed risks to the environment include planned changes to the plant chemistry regime, plant ageing, change in radioactivity in the environment, and change in land use around the power plant. These changes are discussed and summarised below.

- **Change in chemistry regime**

Koeberg has a seawater cooling water system to remove excess heat in the condenser. The seawater temperature increase from this process is restricted to approximately 10 °C to limit the impact on the environment. Given the restricted temperature increase, a high volume is

necessary to ensure that the flow is large enough (around 164 000 kl/h for two units) for sufficient heat transfer. The intake seawater is chlorinated to prevent biofouling of Koeberg's seawater systems. When the seawater is discharged, this waste stream is used to co-discharge other effluents. These include radioactive effluent from plant processes, boron used for reactor power management, effluent from demineraliser plant, and chemicals used for corrosion control, such as lithium hydroxide, hydrazine ammonia and ethanolamine.

In line with coastal environmental legislation [268], Koeberg is currently investigating the feasibility of reducing the discharge of chlorine and hydrazine to lower the adverse impact on the environment. Studies are in progress [72] to support decreased chlorination, and the results so far have shown that decreased chlorination will not adversely affect the biofouling prevention of the circulating water system (CRF). Studies are also in progress [58] to support the use of film-forming amines as an alternative to hydrazine for layup of the auxiliary boiler system (XCA) and the secondary plant (including steam generators). Therefore, it is expected that, during LTO, the environmental impacts from chlorine and hydrazine will be reduced, while still adequately ensuring the protection of the plant systems against biofouling and corrosion, respectively. These changes will not adversely affect the indicator species used to monitor the impact and dispersion of radioactive effluents.

- **Plant refurbishment**

Koeberg will undertake major refurbishment activities to ensure that LTO remains feasible and that plant safety and reliability continue. Major refurbishments can have an impact on the environment, and the extent of the impact will depend on several factors. One of these factors involves replacing components exposed to the primary coolant. The material composition of the replacement components may differ from the original components, which may lead to a change in the composition of the corrosion products in the primary circuit and, hence, activation products found in effluent. Each replacement project of this kind has considered, and will consider, changes in material composition to ensure minimisation of radioactivity discharged and the impact on the annual authorised discharge quantities (AADQs).

For example, due to the exposure of new material to the primary circuit, it was considered that initial operation with the new steam generators would at first result in higher reactor coolant system (RCP) activity and might result in changes in public exposure. The impact of this change was assessed as part of the SGR project [219], and the study concluded that the potential increase in effluent and the public dose was not significant. After the initial period of operation, reactor coolant system activity was expected to decrease. This SGR assessment, which used conservative assumptions, was performed using the current dose conversion factors (DCFs) and AADQs. Given that updated DCFs [210] and AADQs [77] are planned for implementation in the next 18 months and may coincide with the effects of the SGR, an assessment using the updated DCFs and AADQs was performed, and the results are shown in [Table 9-6](#) below. The assessment demonstrated that the short-term increase in effluent

activity had sufficient margin to the AADQ and that the contribution to public dose remained insignificant.

**Table 9-6: Potential Temporary Increase in Public Dose and Percentage AADQ After SGR Using Updated DCFs and AADQs Using Conservative Assumptions**

|                | Before SGR | Temporary Increase After SGR | Before SGR          | Temporary Increase After SGR |
|----------------|------------|------------------------------|---------------------|------------------------------|
|                | % AADQ     | % AADQ                       | Dose $\mu\text{Sv}$ | Dose $\mu\text{Sv}$          |
| <b>Liquid</b>  |            |                              |                     |                              |
| Co-58          | 7,1        | 20,5                         | 0,007               | 0,02                         |
| Co-60          | 13,3       | 38,4                         | 0,06                | 0,17                         |
| <b>Gaseous</b> |            |                              |                     |                              |
| Co-58          | 0,05       | 0,1                          | 2,9E-04             | 8,4E-04                      |

Replacement of plant components can also result in higher volumes of effluent. However, the higher waste volumes are temporary and will be minimised in line with the ALARA principle.

Furthermore, regarding non-radiological environmental impacts, the replacement of large components can have an impact on spatial areas around the plant. This is applicable when these replacements result in the need for large laydown areas, new equipment storage or fabrication facilities, and the temporary construction of large cranes required to move components. All of these activities are screened for potential impact on the environment. To date, two projects have triggered the need for an environmental authorisation in terms of the regulations of the *National Environmental Management Act 107 of 1998* [267]. The projects are, firstly, the extension of the car park to accommodate a larger workforce needed for large component change-out activities and, secondly, the replacement of the high-voltage yard at a new location outside of Access Control Point 2 (yet to commence). The car park extension did not have any radiological or plant safety impacts, so there was no need for NNR approval. Some aspects of the high-voltage yard replacement may require NNR approval due to the potential impact on electrical power supplies and their contribution to plant safety.

As discussed above, replacing large components in the RCP system can change the radioactivity usually found in the effluents discharged. Still, the overall impact has prospectively been shown to be insignificant. Non-radiological impacts are screened to determine whether environmental authorisations are required and are processed accordingly.

- **LTO impact of plant ageing**

The SSCs used in waste treatment and effluent monitoring systems are in-scope SSCs important for safety. Therefore, the relevant ageing and degradation mechanisms will be managed according to their ageing management programmes.



In the PSR radiological impact on the environment review, the actual plant condition of the effluent treatment systems was assessed. (See Appendix A of 240-161609494 (*KNPS 3rd Periodic Safety Review Report, Safety Factor 14: Radiological Impact on the Environment*) [69].) The assessment concluded that the only plant condition risk related to normal and planned effluent discharges was the degradation of the liquid waste treatment system (TEU) evaporators, leading to a low radioactivity decontamination factor. Despite the deviation raised in the PSR, the current system performance and plant condition remain adequate. The downstream Demineraliser 9 TEU 003 DE has a relatively high decontamination factor to compensate for any degraded performance of the evaporator, provided the demineraliser is replaced timeously. There is no evidence from the decontamination factor trends that evaporator degradation has changed much over the past 10 years. Performance monitoring of the evaporator will continue during the LTO period.

The civil structures form a barrier between radioactive substances and the environment. For example, cracks in the bund walls around the nuclear island liquid waste monitoring and discharge system (KER) or reactor cavity and spent fuel pit cooling system (PTR) tanks are known internationally to cause groundwater contamination after spurious tank overfilling events. Should minor unplanned leaks due to cracks in civil structures occur, the public dose impact will not be significant because the water movement is towards the sea, and there is no credible dose pathway. Since this is not a regulated discharge pathway, prevention and mitigation in monitoring and planned maintenance activities are required. These prevention and mitigation activities have been instituted in the updates to civil monitoring programmes to ensure that the civil structures are adequately maintained. For example, actions have been taken to ensure that the SFP monitoring channels are clear of debris and that sumps have adequate waterproof coatings.

- **Change in radioactivity in the environment**

Radioactivity can be found in the natural environment from radionuclides having a longer half-life. Taking radioactive decay into account, equilibrium in the radioactivity in the environment is reached before 40 years of operation for radionuclides with half-lives less than 10 years.

For LTO, the only important radionuclides with half-lives longer than 10 years and with high bioaccumulation in plants and animals that could pose additional risk due to LTO are carbon-14 (a half-life of 5 730 years), strontium-90 (a half-life of 29 years), cesium-137 (a half-life of 30 years), and nickel-63 (a half-life of 96 years). [Table 9-7](#) below shows that the increase in radioactivity in the marine environment is minimal for LTO. The increase in radioactivity in the terrestrial environment is not detectible.

**Table 9-7: Estimated Increase in Radioactivity in the Marine Environment of 60-year Compared to 40-year Operation for Important Nuclides with Long Half-lives**

| Radionuclide | % Increase in Sea Sediment | % Increase in Crustaceans and Fish | % Increase in Molluscs |
|--------------|----------------------------|------------------------------------|------------------------|
| C-14         | 1,2                        | 0,0                                | 0,0                    |
| Cs-137       | 2,3                        | 0,0                                | 0,0                    |
| Ni-63        | 5,8                        | 0,3                                | 0,0                    |
| Sr-90        | 1,3                        | 0,0                                | 0,0                    |

The public dose was calculated considering the environmental build-up of 60 years for LTO operation in the radiological ‘Environmental Surveillance Requirements’ (238-47) [19] programme. The dose was estimated to be 94 µSv/a, which is below the dose constraint of 250 µSv/a.

The radiological environmental surveillance programme [19] tracks the radionuclide concentration in environmental samples and trends any significant environmental build-up for normal operations. Should any significant build-up occur, the radiological surveillance programme will show changes in trends during the LTO period.

Studies have been performed to determine the dose impact on plants and animals. The DSSR [209] assessed the dose impact of the build-up of radionuclides for 60 years, revealing that the dose to reference plants and animals was below the dose screening value of 40/400 µGy/h of the IAEA and UNSCEAR (United Nations Special Committee on the Effects of Atomic Radiation).

- **LTO impact on land use around Koeberg**

The environmental monitoring programme at Koeberg [19] is aimed at monitoring all important exposure pathways. These pathways can change from time to time, depending on changes in human activity around the power station and following important modifications made to the plant. According to regulatory requirements, an annual land-use review is performed within 10 km of the power station. The objective of the land survey is to identify new land uses, changes in receptor locations, or new routes of exposure.

In the PSR period of review (2010 to 2019), no new sources or pathways were highlighted, requiring a sampling location to be assessed. Agricultural activity around the power station is relatively static, given the poor quality of land for agriculture around the power station and the restrictions on development in terms of the emergency plan.

The possibility of a large desalination plant in the vicinity of Koeberg was assessed and was found not to be an important land-use change from a public dose perspective.

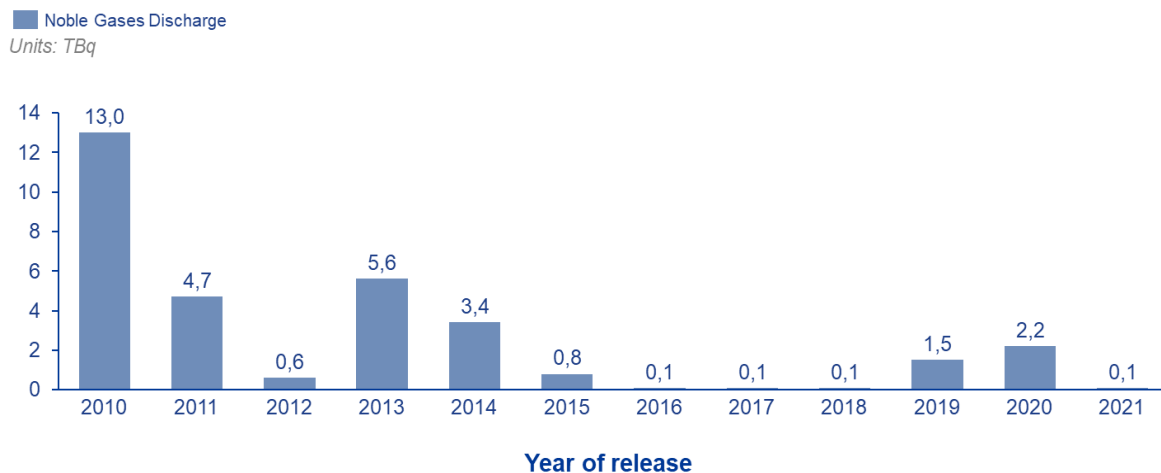
Any potential changes will be noted during the annual review, and if deemed necessary, their impact will be assessed. No new developments are foreseen to introduce new exposure pathways during the LTO period.

**9.7.4.2 Plant Design Provisions for Environment Protection**

Koeberg has a large dry containment structure that prevents the release of radionuclides into the environment in the event of an accident. Residual low levels of direct radiation emissions from the containment structure will also occur, but these are not detectable at the site boundary. However, the normal operation of the power plant does require the release of some radioactive effluent.

A large inventory of fission and activation products is built up in the fuel pellets during normal power operation of the reactor. Almost all fission and activation products are contained within the fuel pellets, and these fuel pellets are enclosed in metal cladding rods. Although most radioactivity is contained within the fuel pellets and cladding, a small fraction of the radioactivity escapes the fuel rods and contaminates the reactor coolant. The noble gas that has escaped from the fuel since 2010 is below 1% of the AADQs.

Apart from being below 1% of the AADQs, the trend of noble gases has also decreased since 2010, as shown in [Figure 9-6](#) below. The reduction in noble gases is due to ongoing fuel cladding reliability improvements (design and manufacturing). LTO will have no adverse impact on the cladding reliability; therefore, noble gases will remain at a relatively low level.



**Figure 9-6: Noble Gases Discharge From 2010 to 2021 (TBq)**

The radioactivity in the reactor coolant is the main source of gaseous, liquid, and solid radioactive wastes from the treatment of liquid and gaseous effluent. Apart from the radioactivity from the fuel, the primary system coolant also has radioactive contaminants from neutron activation. As discussed above, LTO can result in a temporary increase in the activated corrosion products in effluent when new material is introduced by replacing parts of the primary circuit, such as new steam generators.

The increase is expected to be short-lived, and potential increases are assessed to determine the impact on dose as part of the plant design change process.

The design capability of the waste treatment systems and the possible effects of LTO are discussed below.

- Gaseous effluent management system design

There are three primary sources of gaseous radioactive emissions:

- \* Discharges from the gaseous waste management systems
- \* Discharges associated with the discharge of non-condensable gases at the main condenser from primary-to-secondary system leaks or tritium diffusion across steam generator tubes
- \* Discharges of radioactive gases from the building ventilation exhaust, including the reactor, auxiliary, and fuel-handling buildings

The gaseous waste management system (TEG) collects fission and activation products that accumulate in the primary circuit. A small portion of the primary coolant flow is continually diverted to the reactor chemical and volume control (RCV) system to remove contaminants and adjust the coolant chemistry and volume. During this process, non-condensable gases are stripped and routed to the TEG system, consisting of two gas storage tanks. The storage tanks allow the short half-life radioactive gases to decay ██████████, leaving only relatively small quantities of long half-life radionuclides released into the atmosphere. Although a charcoal delay system was provided in the original design of TEG, this was never commissioned due to concerns related to effective monitoring of the subsystem. The PSR radiological impact on the environment review raised a deviation concerning the lack of TEG delay beds, which do not always ensure that radioactivity in effluent discharged is optimised. (A PSR deviation with a “low” safety grading was raised due to the low dose impact.) The PSR recommended that an assessment be performed to determine the suitability of, and need for, utilising the TEG delay beds. The outcome of the assessment will determine whether a reduction of the radioactive effluent discharged is required and, particularly, noble gases. Since LTO is not expected to increase the noble gas discharged given the expected continued improvements in fuel cladding reliability, this change will not be important for LTO. Nevertheless, the need for a TEG delay bed will be assessed in terms of ALARA.

- Liquid radioactive effluent management system design capability

There are three sources of liquid effluent as a result of operations. The first is effluent streams coming from normally contaminated systems such as the reactor cooling system (RCP), the chemical volume and control system (RCV), the reactor residual heat removal system (RRA), and the spent fuel pit cooling system (PTR). The second effluent stream is from systems that are not normally contaminated, but can become contaminated due to leakage across a barrier,

such as from the component cooling system (RRI), the auxiliary steam distribution system (SVA), secondary systems (supplying steam to the turbine and feedwater to the steam generators), and the conventional island liquid waste monitoring and distribution system (SEK). The third type of effluent is from systems with more than two barriers, and contamination is extremely unlikely, such as the essential cooling water system (SEC) and circulating cooling water system (CRF).

Radioactivity in the primary system is the source of liquid radioactive effluent. This radioactivity will contaminate various systems, and the contaminated effluent is managed by systems such as the vents and drains system (RPE), the liquid effluent treatment system (TEU), the nuclear island liquid waste monitoring and discharge system (KER), the boron recycle system (TEP), and the laundries and decontamination workshop effluent system (SBE). Monitoring and discharge of the conventional island liquid waste system (SEK) manage secondary effluent, but SEK can also accept waste from KER. The TEU system segregates waste into process drains, floor drains, chemical drains (including clean condensate from the nuclear auxiliary building ventilation system (DVN)), and service drains (including laundry water). The TEP system is used for the deboration process.

The higher active effluent streams are treated either by ion exchange (RCV, TEP) or evaporation and ion exchange (TEU process and floor drains). The average activity in the primary circuit is about  $6,1E8$  Bq/m<sup>3</sup> during power operations, and  $2,7E9$  Bq/m<sup>3</sup> during RRA operations is reduced after effluent treatment to an annual average between  $1,1E5$  Bq/m<sup>3</sup> and  $5,1E5$  Bq/m<sup>3</sup> found in KER (2014 to 2021 data). The radioactivity of service drains (around  $6,5E4$  Bq/m<sup>3</sup> in 2018) and chemical drains (around  $3,4E6$  Bq/m<sup>3</sup> in 2018) is usually low (less than  $1E6$  Bq/m<sup>3</sup>) and does not require treatment. At times, the chemical drain tanks may have higher radioactivity (up to  $1E7$  Bq/m<sup>3</sup>), but this is when floor drains become chemically polluted and are routed to the chemical drains tank (for example, when RRI is drained inside the containment). The APG has an ion exchange system to ensure good secondary chemistry and removes some radioactivity from the secondary system.

Increased effluent treatment may reduce the radioactivity discharged; however, it may increase the volume of solid waste that requires disposal. The extent and types of treatment depend on the chemical and radionuclide content of the effluent. A trade-off is sometimes required, since the evaporators can produce a relatively high volume of solid waste due to the boron concentration in the waste systems.

The designs and ageing of the liquid waste treatment systems were reviewed against NNR and international requirements in the PSR radiological impact on the environment assessment. While the PSR found the design of the waste treatment systems to be adequate, the design did not always ensure that radioactivity in effluent discharged was optimised. (A PSR deviation with a “low” grading was raised.) Recommendations were made to assess the suitability of, and need for, the treatment of the remaining water in the boron recycle system (TEP) after an

outage, the need to bypass floor drains when draining the component cooling system (RRI) in containment, and a solution to the high solid waste generated by the TEU evaporators. The PSR recommended that alternative design or compensatory actions be sought and assessed to optimise radioactivity discharge. These recommendations have been included in the PSR IIP. Therefore, the design of gaseous and liquid waste management systems is suitable for continued operations, and radioactive release monitoring will continue during LTO according to the effluent monitoring programme. Solid radioactive waste is not released into the environment at Koeberg, and the design of solid radioactive waste management plant systems is discussed in [§ 9.7.3](#).

- Effluent monitoring system design

The radiation monitoring system (KRT) monitors the discharge of radioactivity released into the environment. If the radioactivity exceeds predetermined thresholds, an alarm or automatic protection actions are implemented, such as termination or diversion of the release. The KRT system, thus, protects the environment should unusual discharges occur.

The PSR [\[69\]](#), Appendix A, section 4.2 confirmed that the radiation monitoring system (KRT) instrumentation was suitable for responding to unplanned releases and was suitably designed and available. This will not be adversely affected by LTO, since the ageing management of the KRT system is an in-scope system in the relevant ageing management programme that will ensure that ageing or degradation mechanisms will be managed to ensure system reliability during the LTO period.

#### 9.7.4.3 AADQs and Effluent Discharge Conditions

The operational limits for discharges (known as AADQs) and effluent discharge conditions (described in the 'Liquid and Gaseous Effluent Management Requirements for KNPS' (238-49) programme [\[21\]](#)) have been developed by Eskom and approved by the NNR. The AADQs ensure compliance with the discharge dose limits in RD-0022 (*Radiation Dose Limitation at Koeberg Nuclear Power Station*) [\[276\]](#). The current dose assessment in the SAR [\[171\]](#), based on the current activity migration model (AMM), shows that the established dose constraint [\[274\]](#), [\[276\]](#), and the requirements of the IAEA Safety Standard Series GSR Part 3 (*Radiation Protection and Safety of Radiation Sources*) [\[245\]](#) are met.

The PSR [\[69\]](#) concluded that the effluent discharge limits were generally well established and in line with NNR and international practice. Two PSR deviations were raised: one with a "low" safety significance related to the lack of inclusion of three important radionuclides from the programme (iron-55, nickel-63, and carbon-14) and the other graded as "drop" related to the lack of optimisation of the AADQs. The radionuclides that are not included in the programme are not being measured and are not included in the quarterly and annual retrospective dose assessment. These radionuclides are known as hard-to-detect nuclides, one of the main reasons for their exclusion in

the past. The PSR recommendation that these radionuclides be included in the effluent monitoring programme has been listed in the IIP and will be implemented.

The deviation mentioned above was not graded as a significant issue (that is, “low” grading), mainly because the public dose contribution of iron-55, nickel-63, and carbon-14 is expected to be less than 10 µSv/a, which is not seen as significant compared to the dose limit of 1 000 µSv/a. However, it is important to include these principal nuclides in the effluent monitoring programme and the public dose assessment.

Over the past 10 years, plant operating performance has shown that dose contribution from effluent discharges is generally a minimal percentage of the AADQ. This is expected to continue during LTO.

#### **9.7.4.4 Normal Operations Environmental and Effluent Monitoring Programmes**

Using effluent data and environmental concentrations over the past decade, the PSR radiological impact on the environment review confirmed that the annual estimated public dose had been well below 1% of the 1 mSv public dose limit (Appendix A, section 8). This estimated dose was well below background radiation levels.

Although the programme is implemented as required and in line with international requirements, six deviations in the global assessment were found and graded as insignificant (ranging from “drop” to “low”). The deviations related to the inadequate trends and analysis of trends, ESL detector performance issues (issue since resolved), insufficient programme review, some procedural deficiencies, inadequate on-site groundwater monitoring, and inadequate reporting. The resolution of these deficiencies is addressed in the PSR IIP. Although the LTO will not significantly increase the planned discharge of radioactivity to the environment, an update to the effluent and off-site environmental monitoring programmes in line with the PSR IIP will be implemented in accordance with regulatory requirements and to ensure ALARA, but is not required to be implemented prior to LTO operations.

██████████ the PSR [69] found that several leaks and spills had been reported at Koeberg in the past 10 years (eight in total), and these had been reported to the NNR as required. The leaks or spills were minor in terms of activity released and did not pose any environmental concerns. International operating experience shows that unexpected contamination of on-site groundwater can be a common challenge for many power plants due to above-ground spills and below-ground leaks. As a result, industry-led initiatives have been implemented by nuclear power plants internationally to protect the groundwater from contamination [270]. Ageing of the power station is an important contributor to the risks due to degradation of piping, coatings, sumps, and civil infrastructure [238], as discussed in § 9.7.4.1.

Considering these experiences, the ageing of systems could lead to undetected leaks and spills.

██████████ the PSR [69] determined that the on-site monitoring to ensure a high probability of the prompt detection of a release of new sources of radioactive contamination to the environment from a leak or spill was inadequate (deviation graded “low”). This is discussed and assessed below.

Monitoring of on-site groundwater for radioactivity was started at Koeberg in 2001, and low contamination levels were found in the groundwater. In line with international norms, a site conceptual model was developed for Koeberg in 2016 to better understand the groundwater flow and ascertain where and how to design monitoring boreholes. The study found that the existing monitoring boreholes were inadequate to detect contamination on site. They were not always in the correct location and did not allow sampling at the correct depth. This indicates that the current measurement results add little value and requires an interrogation of the relatively low values of measured results.

Over the past few decades, international operating experience related to the impact of leaks and spills on groundwater contamination has been shared with Koeberg. While many groundwater protection initiatives shared by EDF have been implemented at Koeberg, an effective groundwater monitoring programme is not yet in place. Eskom has developed a groundwater monitoring programme [\[48\]](#) ready for implementation in the next few years.

The Institute of Nuclear Power Operations (INPO) of the United States groundwater protection initiatives concluded, “In several cases, station groundwater protection programmes were not sufficiently rigorous to prevent and detect unexpected tritium releases to the environment outside of licensed effluent pathways”. This statement is also applicable to Koeberg, since suggested improvements have not been fully implemented. Given that there is no groundwater pathway to the public, this is not a significant issue (the related deviation is graded “low”); nevertheless, Koeberg will implement an improved groundwater monitoring programme as indicated in the PSR IIP to ensure the prompt identification and characterisation of underground contamination issues.

The potential impacts from LTO that were identified and assessed included planned changes to the plant chemistry regime, ageing of the plant, change in radioactivity in the environment, and changes in land use around the power plant. These changes were assessed and were found not to be significant.

The PSR [\[69\]](#) confirmed that the environmental impact of the plant was insignificant compared to other radiation sources. The measures to control and monitor effluent discharges to the environment are appropriate and meet NNR and international expectations. LTO can safely continue based on the PSR conclusions and the findings of the assessment of the impact of LTO on the environment.

## **9.7.5 Organisational Provisions for Long-Term Operation**

### **9.7.5.1 Organisational Structure and Policies**

The organisational structure, management systems, and policies of the NOU are deemed adequate and meet the requirements of RD-0034 (*Quality and Safety Management Requirements for Nuclear Installations*) [\[278\]](#).



According to the NOU integrated management system 238-8 (*Nuclear Safety and Quality Management Manual*) [27] for all operations, the organisational structure has been compiled with due consideration given to safety management throughout the life cycle of the plant.

Document 32-83 (*Nuclear Management Policy*) [88] provides the framework for the life cycle of the plant and is managed through an operational plan, with a specific focus on stabilising, sustaining, and growing operations. The operational plan is reviewed annually.

Documents 32-83 (*Nuclear Management Policy*) [88] and 238-8 (*Nuclear Safety and Quality Management Manual*) [27] were reviewed against national and international requirements during the PSR to confirm their adequacy for the safe operation of the plant for LTO. The review concluded that the current policy and management system were adequate for plant operation and that the policy met the requirements of RD-0034 (*Quality and Safety Management Requirements for Nuclear Installations*) [278].

The organisational structure of the NOU as described in 240-64602879 (*Nuclear Operating Unit Structure and Mandates*) [79] contains details of roles and responsibilities of all functional areas for the period of LTO, and the Nuclear Engineering Department has been tasked with control of ageing management and pursuit of LTO.

Nuclear Engineering, as the nuclear design authority, and the Nuclear Engineering centre of excellence at Eskom have put arrangements in place for ageing management throughout the life of the plant, from current operations into LTO, and including decommissioning. One of the functions of the Nuclear Engineering Department is to provide, maintain, and manage engineering programmes and the ageing management process to ensure that the material and equipment integrity of systems, structures, and components is maintained in a safe, reliable, and functional state until the end of plant life.

#### **9.7.5.2 Arrangements for Human Resources**

Document 240-156938857 (*NOU Human Resources Position Strategy for Long-Term Operation*) [54] describes human resource processes and procedures to support LTO. Document 240-123782330 (*NOU Workforce Plan*) [36] provides the workforce plan for the next 10 years and is reviewed annually. The workforce plan was developed to meet Koeberg's resource needs, as informed by the operational plan and historical trends, such as attrition, an ageing workforce, and pipeline requirements. The strategic resource plan considers using a combination of permanent resources, supplemented by fixed-term contractors, and service contracts.

Over the past 38 years, the human resource planning process has provided adequate human resources for safe operations. The use of the pipelining process in technical departments, such as Maintenance, Operation, and Engineering, has ensured that staff vacancies are replenished. In 2015, the long-term planning for reactor operators resulted in the appointment of 100 additional reactor operator trainees.

However, due to global industry activities, in recent years, Koeberg has experienced higher-than-normal rates of attrition. The shortfall has been balanced by supplemental workers, through outsourcing of services (consultants and fixed-term contractors). RD-0034 is complied with to ensure compliance with the quality requirements for outsourced services and products. Additionally, where a skills and expertise shortfall exists, Koeberg has long-term partnerships with original equipment manufacturers, service providers, and other utilities (such as EDF) to provide technical support to compensate for the shortfall. Koeberg's resource provisions have always been supported by the Eskom executive management, especially resources to support safe operations of the plant.

In the PSR human factors review, it was concluded that the current human resource planning processes were adequate and would remain adequate to manage resource requirements for safe operations in the LTO period [\[68\]](#).



### **9.7.5.3 Organisational Oversight Structures to support Ageing Management**

In line with good practices relating to equipment reliability, the plant has established various forums to support the implementation of ageing management activities. It has developed a set of key performance indicators (KPIs) in line with industry practices to monitor the implementation of these activities and for continuous improvement purposes.

- Forums include the Plant Health Committee, programme oversight committees, all the work management forums for work preparation and execution, the Engineering Change Management Committee, and the Modification Review Committee for managing plant changes, etc.
- KPIs include work management key performance indicators, plant health indicators, programme health indicators, and safety systems availability.

The forums and indicators are based on the WANO performance criteria and objectives framework.

### **9.7.5.4 Competency Management**

To manage employee competency for ageing management, the NOU has appropriate training arrangements and processes to ensure that Koeberg has a skilled and knowledgeable workforce in sufficient numbers, both now and into the LTO period.

Competency management aims to ensure that Koeberg will continue to have the requisite skills and expertise for safe plant operations. A sufficiently skilled workforce is achieved by establishing training and qualification programmes to ensure that adequate personnel are trained, qualified, and deemed

competent to accomplish assigned duties. Specific qualification requirements are established for critical and unique job categories requiring specialised nuclear-related technical skills.

The operator training programme is internationally accredited and is regularly reviewed by international oversight bodies. The generic training programme was developed according to national and international requirements in accordance with ANSI 3.5 1998 (*Nuclear Power Plant Simulators for Use in Operator Training and Examination*) [220], the NNR licence document LD-1093 (*Requirements for the Full Scope Operator Training Simulator at Koeberg Nuclear Power Station*) [272], and others.

The NOU has a management training programme for professional development, leadership, management development, and soft skills for employees in leadership positions.

The skills required to practise ageing management and LTO activities are managed within the various line functions. Suitably skilled persons are available to support the requirements of an ageing plant. The NOU has comprehensive training programmes for the various departments. The main department tasked with ageing management is the Engineering Programmes Department, and the required training is managed in accordance with document 331-148 (*Programme Engineer's Guide*) [95]. The training requirements for maintenance and inspection programme ageing management activities are documented in 240-149139512 (*Ageing Management Requirements for KNPS*) [50] and managed in accordance with the Nuclear Operating Unit management system.

The PSR human factors review concluded that human factors at Koeberg were well managed and documented in the Koeberg processes, procedures, and guidelines [68]. Some deviations were noted, and corrective actions to address the deviations were developed and are included in the PSR IIP. The deviations will be resolved commensurate with the risk and managed within the context of continuous improvement; this will ensure that the NOU is well placed to prevent any significant human factors that can adversely affect continued safe operation.

#### **9.7.5.5 Knowledge Management**

Eskom endeavours to ensure that knowledge management is implemented throughout Koeberg. A comprehensive assessment of nuclear knowledge management requirements and processes was conducted in accordance with IAEA requirements. The assessment is documented in 240-106374672 (*Koeberg Pre-SALTO Self-Assessment Report*) [30]. While Koeberg had most of the elements of an effective knowledge management programme at its disposal, certain areas were found deficient, detracting from the coherence required from a goal-oriented knowledge management programme.

An effective knowledge management programme constitutes an integrated, systematic approach to identifying, managing, and sharing the knowledge of an organisation and enabling employees and staff to collectively create new knowledge to help achieve the objectives of the organisation.

The NOU decided to establish knowledge management as a key organisational programme to identify, manage, and share the knowledge within the NOU and assigned the function of piloting the implementation and integration of knowledge management at the NOU to Nuclear Engineering. The objective is to implement a knowledge management programme within the Nuclear Engineering Department (NE) and transfer the learning and experience from this pilot programme to other areas of the NOU. The Nuclear Engineering Department has developed document 240-146686589 (*Knowledge Management Standard*) [47], which contains the knowledge management process-related documents and repositories. The knowledge management processes use an integrated approach to identifying, capturing, evaluating, retrieving, and sharing relevant Koeberg information assets (such as databases, documents, policies, procedures, and previously uncaptured expertise and experiences from individual workers). The objective is to minimise the risk of losing critical knowledge necessary for safe operation and achieving Koeberg's main business objectives. The knowledge management programme also interfaces with other human resource processes such as succession planning, talent management, training, and job shadowing.

The 2021 WANO peer review found the nascent knowledge management pilot programme within Nuclear Engineering to be a strength. It recommended that the process be implemented in all departments within the NOU. Details of the implementation are contained in the LTO IIP. (Refer to [Appendix A](#).)

#### **9.7.5.6 Arrangements for Financial Resources**

Adequate financial resources are available to support the performance of safety-related activities.

[REDACTED] The LTO integrated preparation plan (pre-LTO activities) has been sufficiently resourced and funded. During the LTO period, financial needs are driven by the LTO implementation plan. This plan is made up mainly of the PSR IIP. Therefore, in the first 10 years of the LTO period, the financial provisions will be primarily to support the execution of the PSR IIP.

A skills, time, and cost analysis was conducted for the PSR IIP (refer to Appendix I of document 331-608 (*KNPS 3<sup>rd</sup> Periodic Safety Review Global Assessment Report and Integrated Implementation Plan Report*) [112]) and concluded that the cost requirements for the PSR IIP were in line with past approved expenditure for a similar scope of activities. It can be demonstrated that Eskom has adequately managed the operational costs over the past 38 years. Therefore, financial resources for LTO are available for operational costs and the LTO scope of activities.

#### **9.7.5.7 Arrangements for Tools and Equipment**

The arrangements for tools and equipment to support operations (including outages, modifications, maintenance, etc.) will continue to follow current commercial, operating, chemistry, maintenance,

and engineering processes. These processes are adequate for timeous sourcing of tools to ensure availability throughout the life of the plant.

Eskom has ensured that the necessary materials are available for ongoing operations. Ageing management and LTO activities are currently funded, including securing original equipment manufacturer (OEM) services for inspections, modifications, studies, and other projects related to LTO.

The procurement of tools and equipment is undertaken in accordance with 32-1034 (*Eskom Procurement and Supply Chain Management Procedure*) [\[84\]](#).

#### **9.7.5.8 External Organisations**

Partnerships with organisations such as WANO, EDF, and EPRI are some of the tools available for alignment with the nuclear industry.

Throughout the life of the facility, Eskom has maintained a successful and mutually beneficial relationship with industry experts. Due to the long-term nature of these partnerships, they remain applicable during LTO. Arrangements have been made with the external organisations listed below to support Eskom with ageing management (among other requirements) for the period of LTO.

- EDF (Électricité de France)

Koeberg has established and continues a partnering contract with EDF for information sharing, benchmarking, and technical support, since the plant design is similar to the EDF CPY fleet.

- EPRI (Electrical Power Research Institute)

EPRI is an organisation that conducts research and development related to the generation, delivery, and use of electricity to help address challenges in electricity, including reliability, efficiency, affordability, health, safety, and the environment. Eskom benefits from research findings through its relationship with EPRI.

- WANO (World Association of Nuclear Operators)

Eskom is a member of WANO-Atlanta, an organisation whose aim is to maximise the safety and reliability of nuclear power plants worldwide by working together to assess, benchmark, and improve performance through mutual support, exchange of information, and emulation of good practices.

- IAEA

The IAEA is the international centre for co-operation in the nuclear field. The IAEA promotes the safe, secure, and peaceful use of nuclear technologies. The IAEA has been assisting Koeberg in the development of the LTO programme by providing guidance and peer reviews in LTO programme deliverables, such as the PSR and others.

### **9.7.5.9 Procurement and Supplier Management**

Eskom procurement and supplier management procedures and processes meet national and international requirements and are adequate for current and continued operations.

Eskom's procurement documents were assessed against the requirements of RD-0034 (*Quality and Safety Management Requirements for Nuclear Installations*) [278] and international requirements in PSR organisation, management system, and safety culture review and found adequate. Processes related to supplier management are contained in the following procedures:

- 238-101 (*Quality and Safety Management Requirements for Nuclear Supplier Level 1*) [4]
- 238-102 (*Quality and Safety Management Requirements for Nuclear Supplier Level 2*) [5]
- 238-219 (*Level 1 Supplier SCEP Requirements*) [7]

### **9.8 Incorporation of Operating Experience for Continuous Improvement of Plant Safety**

Koeberg utilises operating experience (OE) to improve the safety of the plant and safety-related programmes. OE is embedded in plant safety-related activities and processes. The fundamental basis of the performance improvement programme is the learning process through operating experience. This section describes the adequacy of the performance improvement programme in support of safe LTO.

The facility has a mature OE programme that ensures that the organisation benefits from internal and external industry experience. The programme is structured such that OE is used to prevent or mitigate adverse events and improve the safety of the plant, the workers, and the environment.

The operating experience and continuous performance improvement elements were assessed during the PSR in multiple safety factors. The OE and performance improvement programmes were assessed in PSR safety performance [67] and international operating experience reviews [66]. The review concluded that the OE programme at Koeberg was robust and comprehensive, with no deviations against national and international requirements. Furthermore, the PSR concluded that:

- the OE programme at Koeberg currently met NNR, WENRA, and IAEA requirements;
- the OE programme at Koeberg was adequate for identifying, grading, and disseminating internal and external OE and research findings;
- Koeberg had a mechanism for providing effective feedback on OE for ageing management to benefit from both internal and external operating experience;
- a robust corrective action programme existed. Corrective actions were prioritised, scheduled, and – in general – effectively implemented. Effectiveness reviews were performed, where appropriate;

- sufficient computer hardware and software tools existed to collect, store, retrieve, and document operating experience at Koeberg;
- Koeberg had sufficient sources of OE and had sufficiently incorporated these into the organisation;
- Koeberg conducted investigations of potential trends, and quarterly deviation trend reports were produced and reported to safety committees;
- safety-related events (internal OE) were adequately identified, captured, assessed, and incorporated into organisational learning processes; and
- nuclear and radiological safety performance was adequate as determined by the recording, analysis, and trending of internal operating experience.

### **9.8.1 Corrective Action Programme**

The corrective action process (CAP) is the cornerstone of the performance improvement programme. As such, it will be described in more detail in this section. The corrective action programme at Koeberg is robust and meets national and international requirements. This robustness was found to be a strength in the PSR. The corrective action process is managed in accordance with KAA-688 (*The Corrective Action Process*) [\[139\]](#). The programme objectives are:

- to describe the process and responsibilities for identifying, reporting, investigating, and trending occurrences, problems, events, conditions, and near misses, as well as ageing-related degradations;
- to ensure that operating experience information is duly recognised, screened, classified, investigated, distributed, and tracked to inform actions to improve nuclear and radiological safety, conventional safety, health, and the environment in order to prevent events from recurring and to ensure continuous improvement; and
- to establish uniform practices for reporting, recording, classifying, investigating, and closing out occurrences, problems, events, conditions, and near misses.

The identification and reporting of occurrences, incidences, conditions, events, or near misses, including ageing-related degradations, are each person's responsibility at the facility. The process administrators are responsible for capturing the relevant coding for their department's items in DevonWay (the software system for capturing, tracking, and managing issues). The CAP process provides a platform for integrated management of all plant events.

### **9.8.2 Sources of Operating Experience**

The process for identifying, grading, and disseminating internal and external OE and research findings is adequate against national and international standards. Processing of internal and external OE is undertaken according to document KAD-025 (*Processing of Operating Experience*) [148].

To demonstrate organisational learning due to the incorporation of OE into processes and procedures, Koeberg has implemented safety improvements from benchmarking with EDF and other industry operators. Eskom is committed to continuously improving the safety of the plant and has adopted the IAEA approach to performing periodic safety reviews (PSRs). Eskom is a member of WANO and INPO and, as such, benefits from having access to a pool of industry OE and peer reviews geared to ensuring a high level of safety performance by evaluating strengths and shortfalls from excellence. Being a member of WANO and INPO Atlanta Centre, Koeberg receives OE such as significant operating event reports (SOERs) and industry event reports (IERs).

The OE is managed and distributed within the organisation in accordance with the CAP process, KAA-688 (*Corrective Action Process*) [139]. Koeberg is a member of EPRI and has a contract with the institute to provide research work on various topics as requested by Koeberg. An example of this is the guidance provided by EPRI to perform an interim seismic evaluation. Koeberg has a contractual agreement with EDF to share various OE such as EDF Affaire Parcs and safety events. The Koeberg governance document 331-23 (*Processing of Industry Operating Experience in Nuclear Engineering*) [104] describes the process, roles, and responsibilities of how the EDF OE is managed within the organisation. Koeberg has an integrated team (“KIT”) that is responsible for receiving all OE from EDF and screening it for applicability.

Improvements to the safety of Koeberg include safety improvements resulting from the external events safety reassessment (EE-SRA) based on the Fukushima accident in 2011, CP-1 alignment projects based on EDF findings, adoption of the ageing management matrix following SRA-II based on EDF findings, and others.

### **9.8.3 Ageing Management Programmes**

Regarding the use of OE in ageing management<sup>1</sup>, Koeberg considers OE from a wide range of sources. It also considers research findings extensively from EPRI, EDF, and ad hoc from local universities. These sources, together with nuclear industry feedback, provide valuable input to plant safety and ageing management for SSCs throughout the life cycle of the plant.

OE is incorporated into plant programmes, especially the use of significant industry experience. Document 240-149139512 (*Ageing Management Requirements for KNPS*) [50] contains requirements for OE in ageing management, including an annual review of OE and a detailed comparison of Koeberg AMPs and IGALL during the 10-yearly PSR.

---

<sup>1</sup> Also refer to [§ 9.5](#).



The corrective action and OE processes have been integrated into the AMP. “Corrective actions” and “OE feedback and feedback of research and development results” are two of the adopted nine generic attributes of an effective AMP, thus ensuring that ageing anomalies are timeously corrected and that lessons learnt from OE are considered and incorporated.

As per document 331-148 (*Programme Engineer’s Guide*) [95], condition reports are generated when programme results fail to meet acceptance criteria and on detection of unexpected significant ageing degradation. Evaluations are performed according to the requirements of KAA-688 (*Corrective Action Process*) [139], and appropriate actions are taken to enhance preventive actions, identify trends, for monitoring, and for inspections, as necessary.

The approach to the identification and review of ageing-related OE is described in ageing management procedure 331-275 (*Process for the Development and Control of Ageing Management at Koeberg Operating Unit*) [105]. Component failure reports from CAP are reviewed periodically to monitor for ageing mechanisms, and the results are used to modify the requirements of the existing ageing management programmes.

Through the evaluation of age-related corrective actions and relevant OE, ageing management programme requirements are modified, and in some cases, new ageing management programmes are developed. A specific event trend code has been created in DevonWay for ageing. This trend code is assigned to ageing-related failures or occurrences.

In summary, there are processes and procedures in place for management of the OE programme and delivery of performance improvement as determined during the PSR safety performance and operating experience review. The organisational learning processes are well embedded and used effectively to drive performance improvements for ageing management of the plant.

## **9.9 Nuclear Safety Culture**

The regulatory document, RD-0034 (*Quality and Safety Management Requirements for Nuclear Installations*) [278], defines nuclear safety culture (NSC) as the characteristics and attitudes of organisations and individuals that ensure that nuclear safety issues, as an overriding priority, receive the attention warranted by their significance. NSC at the Koeberg NOU is considered acceptable and essential for continued safe operation into LTO.

The section draws on the findings from multiple safety factors during the third PSR and the global assessment to demonstrate that the nuclear operating unit has a healthy NSC as defined in INPO 12-012 (*Traits of a Healthy Nuclear Safety Culture*) [263] to support LTO. The nuclear management policies and the higher-level procedures to support the safety management system will be discussed first, followed by monitoring and oversight of NSC at the NOU.

A healthy NSC enables good human performance and plant safety performance. The findings related to NSC found during the global assessment are provided in § 9.1. Key plant safety performance indicators, including human performance indicators, were reviewed during the third PSR and are

discussed in [§ 9.9.3](#). Finally, conclusions on the state of the NSC at the nuclear operating unit are drawn.

### **9.9.1 The Nuclear Management Policy and Safety Management System**

The safety management system of the NOU complies with RD-0034 (*Quality and Safety Management Requirements for Nuclear Installations*) [\[278\]](#) and provides the framework for promoting, establishing, and maintaining a healthy NSC at the NOU for the full LTO duration. International Nuclear Safety Advisory Group (INSAG) 13 (*Management of Operational Safety in Nuclear Power Plants*) [\[236\]](#) defines the safety management system as those arrangements for the management of safety to promote a healthy safety culture and achieve good safety performance. The key higher-level documents of the NOU supporting the nuclear management policy and some of the processes for the safety management system are listed below.

- 32-83 (*Nuclear Management Policy*) [\[88\]](#) outlines Eskom management's commitment to promoting a healthy nuclear safety culture by developing and reinforcing good safety attitudes and behaviours in individuals and teams, with nuclear safety and occupational safety being the overriding priority.
- 238-8 (*Nuclear Safety and Quality Management Manual*) [\[27\]](#) integrates all the safety and quality requirements for the nuclear operating unit.
- 238-28 (*Nuclear Safety Management Programme*) [\[8\]](#) provides the key elements of the nuclear safety and human performance system and the responsibilities of leaders and staff to foster a healthy nuclear safety culture.
- KAA-850 (*Koeberg Nuclear Power Station Safety Culture Enhancement Programme*) [\[144\]](#) describes the SCEP development and implementation for Koeberg. This was specifically developed to comply with RD-0034 (*Quality and Safety Management Requirements for Nuclear Installations*) [\[278\]](#).
- 240-108035478 (*Eskom Nuclear Objectives*) [\[31\]](#) provides expectations for nuclear safety, technical performance, organisational effectiveness, and the participation and benchmarking within the nuclear industry. It also describes the operational health dashboard (indicators), which is used to monitor performance.
- In 36-1518 (*Nuclear Safety Oversight in Eskom*) [\[119\]](#), in line with INPO 17-004 (*Principles for Excellence in Corporate Performance*) [\[264\]](#), independent internal and external oversight bodies provide senior managers with an independent view of plant performance nuclear safety. Examples of the oversight bodies are the Nuclear Safety Assurance Department, Nuclear Oversight Department, Nuclear Safety Review Committee (NSRC), World Association of Nuclear Operators (WANO), and Nuclear Safety Review Board (NSRB).

The PSR safety factor on organisation and management systems review [67] provides a detailed assessment of the features of a safety management system, such as safety policy and safety requirements, planning and control, implementation, audits, and review and feedback. The assessment confirmed that safety management system requirements were largely developed, implemented, maintained, reviewed, and monitored. These governing procedures were assessed during the PSR safety performance review, and their implementation compliance was acceptable.

The nuclear operating unit has adopted the 10 ‘Traits of a Healthy Nuclear Safety Culture’ (INPO 12-012) [263], which are at the core of the NSC framework and are shown in [Table 9-8](#).

**Table 9-8: Traits of a Healthy Nuclear Safety Culture**

| <b>Traits of a Healthy Nuclear Safety Culture (INPO 12-012)</b> |  |
|---|--|
| Individual commitments to safety                                | Personal accountability (PA)<br>Questioning attitude (QA)<br>Effective safety communication (CO)                                       |
| Management commitment to safety                                 | Respectful work environment (WE)<br>Leadership safety values and actions (LA)<br>Decision-making (DM)                                  |
| Management systems  | Continuous learning (CL)<br>Problem identification and resolution (PI)<br>Environment for raising concerns (RC)<br>Work processes (WC) |

Several platforms communicate nuclear safety to ensure open, two-way communication on the nuclear management policy, nuclear safety culture awareness, and human performance. Platforms include plant induction training for all staff (including contract staff), nuclear safety awareness sessions done in accordance with the safety culture plan (usually annually), self-study sessions for technical leaders, and monthly (and, in some cases, weekly) employee and senior management engagement sessions. Document 240-131691121 (*Internal and External Communications Procedure*) [40] provides some of the communication channels utilised to communicate the nuclear management safety policy.

The PSR human factors review [71] confirmed that Koeberg complied with the requirements to integrate NSC principles into training programmes for specific plant activities and provide training on the traits of a healthy nuclear safety culture to all staff in accordance with IAEA NS-G-2.8 (*Recruitment, Qualification, and Training of Personnel for Nuclear Power Plants*) [240]. It also confirmed that procedures, for example, KAA-865 (*Human Performance Programme*) [146] and KSA-122 (*Human Performance Tools*) [174], had been implemented to evaluate and manage human

performance and human error effectively. This inculcated awareness of the importance of a healthy NSC.

In conclusion, the nuclear management policy and safety management system processes and procedures of the NOU are based on regulatory and international standards. They are well communicated and serve as a robust framework to maintain a healthy NSC during LTO.

### **9.9.2 Monitoring and Oversight of the NSC at the Nuclear Operating Unit**

Monitoring and oversight are essential elements of an effective safety management system. They allow for the early recognition of potential negative trends so that corrective actions can be taken. Monitoring the safety management system (and NSC programme) is mandated by the Eskom nuclear safety management policy described in [§ 9.9.1](#). The NSC programme at the NOU is sufficiently monitored, and oversight is provided to identify vulnerabilities and opportunities for improvement. As documented in KAA-850 (*Koeberg Nuclear Power Station Safety Culture Enhancement Programme*) [\[144\]](#) procedure, the NSC programme is regularly evaluated through self-assessments, quality assurance audits, assessments by the Nuclear Safety Assurance Department, and independent surveys conducted by external organisations. One of them is ██████████, an organisation conducting nuclear culture surveys.

Eskom has various monitoring and oversight committees at all levels within the organisation. Additionally, there are independent, external oversight bodies. The highest-level independent external oversight committee is the Nuclear Safety Review Board, reporting directly to the chief nuclear officer, and the outcomes are shared with the Eskom Board Sub-committee on Social, Ethics, and Sustainability, while the highest-level internal oversight committee is the Nuclear Management Committee, chaired by the Eskom group chief executive. The Nuclear Safety Review Board consists of a team of experienced nuclear professionals, typically at the level of the power station manager, which reviews specific areas of focus, including, but not limited to, operating, maintenance, and engineering.

This oversight structure cascades downwards into various supporting committees, functional groups, and departments. At senior management and executive level, plant safety performance is presented through an operational health dashboard, which includes benchmark indicators from the World Association of Nuclear Operators (WANO). At an operational level, there are several monitoring and oversight committees, such as the Plant Health Committee focusing on plant reliability, the Koeberg Operations Review Committee (KORC) focusing on plant safety and operability, and the station Corrective Action Review Forum and Human Performance Oversight Committee focusing on their specific areas of concern.

Nuclear safety culture surveys are performed three-yearly, utilising INPO 12-012 (*Traits of a Healthy Nuclear Safety Culture*) [\[263\]](#). The surveys were conducted in 2014, 2016, and 2019 and submitted to the NNR. The 10 traits of a healthy NSC, each with its attributes and behaviours, are clustered into three broad categories (see [Table 9-8](#)). Comparing the results of the NSC surveys revealed that

the score for all traits had improved from 2014 to 2019 [57]. Recommendations stemming from the 2019 NSC survey were consolidated into three improvement actions and have since been implemented. The improvement actions related to communication and engagement strategies on nuclear safety across all levels of the organisation, visible and consistent rewards and recognition for good behaviours, and organisational leadership team development. These are assessed for effectiveness during the annual NSC self-assessment.

A quality assurance audit on nuclear safety culture completed in May 2020 is worthy of note, as it was rated “not-met” [121]. There were 15 non-conformances, none of which had a significant impact on process objectives, and four non-conformances were rated as having a material impact on process objectives. These non-conformances are being addressed via the quality assurance process. They are being investigated, and corrective actions will subsequently be prescribed and implemented, followed by verification of effective action and closure by the Quality Assurance Department.

In summary, the NSC programme is well established at Koeberg. As discussed above, trends in the traits that constitute a healthy nuclear safety culture are sufficiently monitored, and oversight is appropriately provided for the early detection of potential negative trends to recognise opportunities for improvement and arrest adverse trends.

### **9.9.3 Nuclear Objectives and Associated Plant Safety Performance and Human Performance Indicators**

In line with RG-0007 (*Regulatory Guide – Management of Safety*) [279], safety goals and objectives must be defined to demonstrate commitment to quality, safety performance, and a healthy nuclear safety culture. Clear nuclear safety objectives aligned with international practices have been established for Koeberg and are contained in procedure 240-108035478 (*Eskom Nuclear Objectives*) [31]. It lists several indicators that can be used to monitor improvement in safety performance to achieve Eskom’s safety objectives. Examples of the indicators being monitored (from which it can be inferred that the NOU safety objectives are being met) are peak public risk, core damage frequency, availability of safety systems, unplanned automatic grid separations, etc.

These trends were reviewed in the PSR safety performance review for 2009 to 2019 [71]. The review concluded that the safety performance trends were stable with isolated incidents, appropriately identified, investigated, and corrected.

The PSR safety performance [71] and human factor [68] reviews included human performance indicators. While several human performance trends were positive, some indicated a negative trend. Continuous improvement efforts will address the negative trends; however, the overall assessment was acceptable human performance.

In summary, as discussed above, clear nuclear safety objectives aligned with international practices have been established. A set of plant performance and human performance indicators are being

monitored. Based on the trends observed, safety and human performance at the nuclear operating unit are acceptable, and negative trends are appropriately recognised and addressed.

#### 9.9.4 PSR Global Assessment Outcomes Related to NSC

Multiple factors were considered in the review of the NSC. The PSR global assessment [\[112\]](#) provided a critical look at where continuous improvement was needed to address indications of potentially inadequate NSC. It considered 113 deviations across 14 safety factors. The tasks included causal analysis, defence-in-depth analysis, and interface analysis based on the IAEA fundamental safety principles. It found eight cross-functional global issues, of which three global issues were considered most relevant to NSC, and these are discussed below.

- Issue related to insufficient management oversight, inadequate use of, and adherence to, procedures, and inadequate processes

This global issue was graded “low”. There were 17 deviations directly linked to this global issue, approximately 15% of all deviations across all PSR safety factors. The deviation gradings ranged from “low” to “drop” and, consequently, did not significantly affect plant safety. Improvement actions to address the issue included training for managers, including leadership skills development, and capacitating managers to make decisions.

- Issue related to inconsistent demonstration of some NSC traits of a healthy NSC

The global issue highlighted seven deviations related to some of the 10 traits of a healthy NSC as defined in INPO 12-012 (*Traits of a Healthy Nuclear Safety Culture*) [\[263\]](#). This global issue was graded “low”. The seven deviations directly linked to this global issue represented approximately 6% of all deviations across all safety factors. Among the seven deviations, personal accountability and leadership values and actions were the two traits identified for improvement actions. Improvement actions to address the issue included an assessment of the affected NSC traits to determine specific actions and communication sessions on the findings related to NSC. The deviations were all graded “low” and did not significantly affect plant safety.

- Issue related to the culture of tolerance of long-standing issues

This global issue was found through the third PSR interface analysis using the fundamental safety principles in the PSR plant design review. The basis for the global issue was the delayed resolution of eight deviations, some of which stemmed from SRA-II, and was linked to Fundamental Safety Principle 3 (*Leadership and Management for Safety*). This global issue was graded “medium”. However, the fundamental safety principles were judged to be met, as the leadership and management systems remained effective despite the impact of the deviations, including their cumulative effect (see Appendix B of the global assessment report). Furthermore, progress had been made in implementing some mitigating actions to reduce the impact of these deviations. The improvement actions were well defined, tracked, and monitored.

In summary, the global assessment considered, through various analyses, whether the causes of deviations were linked to weaknesses in the NSC. Only a small proportion of deviations was directly linked to the global issues mentioned above, which are related to weaknesses in NSC. Improvement actions have been prescribed and included in the PSR integrated implementation plan to address the deviations.

While opportunities for improvement exist, based on the outcome of the PSR as documented in the PSR safety factor on organisation and management systems review [67] and global assessment report [112], as well as the arguments presented above, NSC at the nuclear operating unit is acceptable and appropriately monitored for continued safe operation into LTO.

## 10.0 Why it is Safe to Continue Operation (Overall Assessment for Additional 20 Years)

This section demonstrates that Koeberg is ready for continued safe operation for an additional 20 years.

- A comprehensive PSR to determine, among others, the extent of the safety of the plant when compared to modern codes and standards and the validity of the current licensing basis was performed. **Fulfils RG-0027 (5.3.1); R.266 4 (c), (e).**
- The PSR confirmed that the overall safety of the plant was adequate and that the level of safety would be maintained and/or improved with the implementation of the identified safety improvements. It also confirmed that the plant would be suitable for continued operations, [REDACTED]. **Fulfils RG-0027 (5.3.1); R.266 4 (c), (e).**
- In the past 38 years, the principal safety criteria and requirements have been respected. The criteria will continue to be respected, since plant operations will remain largely unchanged for the intended period of LTO. The facility complies with the NNR-established risk limits, and the LTO assessments have demonstrated that the facility has adequate structures and processes to ensure continued compliance with these limits in the LTO period. Current regulations require that any changes to the operations of the plant that affect the principal safety criteria be approved by the NNR. **Fulfils RG-0027 (5.3.1); R.266 4 (a), (c).**
- It has been demonstrated that the design of the plant is adequate, and life-limiting SSCs (note: no structures requiring replacement were identified) important for safety have been identified for replacement. No design-related concerns were found that precluded the plant from safe LTO. **Fulfils RG-0027 (7.1); R.266 4 (e).**
- It has been demonstrated that the plant, as far as reasonably practicable, has robust defence in depth and enough independencies of the various levels of defence, which are key in managing accidents and, thus, ensuring no undue risk to the public and the environment. **Fulfils RG-0027 (5.3.1); R.266 4 (a).**

- Additionally, the safety of the plant has been enhanced through the application of the concept of defence in depth in various plant processes (such as multiple reviews, oversight, etc.). **Fulfil RG-0027 (5.3.1); R.266 4 (a).**
- The Koeberg ageing management philosophies and practices have been demonstrated to be aligned with national and international codes and standards. Deviations with low safety significance related to requirements for entry into LTO were identified and assigned appropriate corrective actions. All ageing management actions resulting from ageing management assessments have been prioritised into actions required to be implemented before the end of 40 years of operation, which are currently in progress, with the remainder to be implemented in the LTO period. **Fulfil RG-0027 (7.1); R.266 4 (b), (e).**
- It has been demonstrated that operational programmes related to safety, health, and the environment, such as emergency planning and response, environmental management, radioactive waste management, and others, remain adequate and effective to support safe LTO and that LTO has an insignificant impact on these programmes due to facility operational regimes remaining unchanged. **Fulfil RG-0027 (7.1); R.266 4 (a), (c).**
- Although the site safety studies are being revised using the latest methodologies, the risks associated with the changes in external hazards have been identified, quantified, and – where necessary – mitigated. The interim assessment of the robustness of the plant against seismic hazards (using the ESEP methodology) concluded that, with the implementation of identified safety improvements, the plant could withstand the impact of such a hazard. Further seismic and tsunami analyses are in progress and will be completed prior to LTO. **Fulfil RG-0027 (5.3.1 and 7.1); R.266 4 (b), (c).**
- Regarding emergency preparedness and response, a review of the technical basis for the emergency plan demonstrated that the emergency plan was adequate for safe LTO. **Fulfil RG-0027 (5.3.1); R.266 4 (b), (c).**
- There is a mature, comprehensive integrated management system in line with international practices, which ensures that risks will be adequately managed in the LTO period. **Fulfil G-0027 (7.1); R.266 4 (e).**
- It has been demonstrated that there are processes to ensure that sufficient resources (human, financial, and equipment) are available throughout the life of the plant. **Fulfil RG-0027 (5.3.1); R.266 4 (d).**
- Comprehensive training and knowledge management programmes are in place to manage the skills and expertise in the LTO period. The implementation of the KM programme is in progress [REDACTED]. **Fulfil RG-0027 (5.3.1); R.266 4 (d).**
- An LTO integrated implementation plan, detailing all the safety improvements for safe LTO, has been developed. **Fulfil RG-0027 (7.1); R.266 4 (e).**



It is safe to continue operations, since it has been demonstrated that nuclear safety at the facility will be maintained in accordance with regulatory requirements and international good practices for the intended period of LTO, [REDACTED].

## **11.0 Safety Analysis Report**

This section discusses the proposed changes to the current SAR as directed and required by the NNR guidance documents.

The SAR is recognised as a “living” document and comprehensively reflects the plant design of Koeberg. The SAR is kept current and aligned with the plant design by continually updating changes resulting from plant modifications, licence-influencing changes, and any process changes affecting the licence, using the SAR update procedure 240-119744497 (*Control of the Safety Analysis Report*) [35].

The PSR plant design review assessed the SAR as a design basis document for content and comprehensiveness. No deviations were identified; however, there was a deviation raised regarding codes and standards (as discussed in § 9.4), which might result in SAR updates.

The NNR issued RG-0019 (Guidance on the Safety Assessments of Nuclear Facilities) [281] to guide users in complying with nuclear safety criteria and licensing requirements. RG-0019 provides specific requirements relating to the SAR. The current Koeberg SAR does not meet the format and content of RG-0019, Appendix 4. Eskom indicated, in correspondence [REDACTED] that the Koeberg SAR would meet all the content according to RG-0019, but not the format in Appendix 4. The NNR conditionally accepted Eskom’s proposal [REDACTED].

In section 5.3.1 and section 7.9, RG-0027 states that an updated SAR should be included in the documents supporting LTO. The updated SAR should also include documents of the revalidation of the time-limited ageing analyses (TLAAs) for the period of long-term operation.

Additionally, the SAR for the current life of the plant defines the design service life of the nuclear steam supply system (NSSS) as 40 years. Therefore, the SAR must be revised with the analysis for a 60-year service life for the NSSS.

At the submission of the safety case, some of the documentation required for the SAR updates was not available, since the activities related to these are currently in progress, scheduled to be completed prior to entry into LTO. In accordance with the approval obtained from the NNR, the updated SAR with markups for the outstanding activities will be submitted. Therefore, a marked-up SAR is submitted to support the safety case. [Appendix B](#) provides details regarding the proposed changes to the SAR.

Regarding the SAR changes related to the SGR and SALTO project safety analyses, [Table 11-1](#) is provided, indicating the Koeberg internal approval schedule for the analyses.



## 12.0 Adopted Long-Term Operation Programme

This section describes the elements of the long-term operation (LTO) programme to be adopted for future operations during LTO. The LTO programme must meet the requirements in section 7.4 of the NNR's RG-0027 (*Interim Guide for Ageing Management and Long-Term Operation*) [\[282\]](#) and the NIL-01 condition 16.2 and demonstrate how it will be maintained for future operations.

RG-0027 requires that the comprehensive programme for LTO address the following:

- Preconditions (including the current licensing basis, safety upgrading and verification, and operational programmes)
- Setting the scope for all SSCs important for nuclear safety
- Categorisation of SSCs with regard to degradation and ageing processes (commodity grouping)
- Revalidation of safety analyses made based on time-limited assumptions
- Review of ageing management programmes in accordance with current NNR and international safety standards and operating practices
- The implementation programme for LTO

The preconditions were verified during the PSR performed in support of LTO, and no deviations were raised relating to the preconditions. Initial scope setting, commodity grouping, revalidation of TLAAAs, and review of AMPs were performed in the SALTO ageing management assessments.

However, these activities will be required throughout the extended period of operation when plant changes are made, and as discussed in [§ 9.5](#), the framework exists to ensure that these are performed as required.

Most of the identified TLAAAs were confirmed valid for the entire period of LTO. The EQ TLAA could not be revalidated for the entire period, and for all the equipment. Therefore, a replacement plan was developed for the equipment throughout the life of the plant. The replacements were incorporated into the AMP updates. These replacements are detailed in [Appendix A](#) of this report.

For TLAAAs where the revalidation is pending, ageing management actions had been identified to ensure continued safe operation if they were to not be valid for the additional 20 years. These actions are detailed in [§ 9.5](#) of the report.

The AMPs were reviewed based on available information. However, the improvement of these was largely based on operating experience, and therefore, continuous review will be performed during the period of LTO.

To ensure that the elements of the LTO programme mentioned above are adequately addressed throughout the life of the plant, the following is applicable:

- Based on adopting the ageing management approach described in RG-0027, Koeberg developed an AM standard to ensure that all required AM activities were implemented according to the regulatory guidance document.
- Document 36-197 (*Koeberg Licensing Basis Manual*) [120] was updated to reflect the ageing management standard, as the KLBM is utilised to demonstrate the processes applicable to the fulfilment of NIL-01 Variation 19. Document 36-197 was revised recently, [REDACTED].
- It was demonstrated in § 9.5 that AM activities required for LTO had a suite of procedures that governed the govern performance of these activities to ensure that they were performed systematically.
- The additional AM actions identified (such as replacements, inspections, and maintenance) in the assessments that had to be performed during the LTO period were incorporated into the plant AMP.

### **13.0 Long-Term Operation-Related Documents**

According to RG-0027 (*Interim Guide for Ageing Management and Long-Term Operation*) [282], the assumptions, activities, evaluations, assessments, and results of the plant programme for LTO should be documented by the operating organisation according to current national or international safety standards.

Regarding ageing management, the documents should include the following to demonstrate that ageing effects will be managed throughout the planned period of LTO:

- A description of safety-related programmes and documents relevant to ageing management throughout the planned period of LTO
- A list of activities for the improvement or development of safety-related programmes and documents relevant to ageing management throughout LTO as well as information on the implementation of new ageing management programmes
- The documents should include an update of the safety analysis report and other documents required by the licensing process reflecting the assumptions, activities, and results of the plant programme for LTO. The update to the safety analysis report should also include documents concerning the revalidation of the time-limited ageing analyses for the period of LTO.

The following Eskom documents related to LTO respond to the requirements above:

- 331-608 (*KNPS 3rd Periodic Safety Review Global Assessment Report and Integrated Implementation Plan Report*) [112], which considers all the PSR deviations and demonstrates the suitability for continued operations based on an assessment guided by KGA-029 (*Safety Justification Preparation*) [163].

- 240-156945472 (*SALTO Ageing Management Assessment Report (Interim)*) [\[55\]](#), which documents the safety assessment of the ageing management aspects performed at Koeberg to achieve the regulatory ageing management requirements and provide assurance for safe LTO. The SALTO final report will be issued before LTO.
- *Koeberg Safety Analysis Report (SAR)* [\[171\]](#), which is periodically revised to include changes that result from modifications to the plant, operational experience feedback, the correction of errata, and the results of new safety analyses.
- 36-197 (*Koeberg Licensing Basis Manual*) [\[120\]](#), which defines the licensing basis and gives the key mandatory nuclear safety principles and documents that must be complied with to control and demonstrate the safe operation of Koeberg. The KLBM is structured to reflect the main groupings of requirements and processes adopted to provide assurance regarding the safe operation and decommissioning of the Koeberg Nuclear Power Station according to a licensing basis.
- 240-160692496 (*Long-Term Operation Programme Management Manual*) [\[60\]](#), which defines the programme organisation, roles and responsibilities, licensing interfaces and schedule, resources, and deliverables according to RG-0027 [\[282\]](#).
- K08016VAR (*Koeberg Plant Life Extension*) [\[126\]](#)
- 240-150483693 (*Ageing Management Programmes List*) [\[51\]](#)
- 240-106374672 (*Koeberg Pre-SALTO Self-Assessment Report*) [\[30\]](#)
- 240-100984199 (*Koeberg Long-Term Operating (LTO) Methodology*) [\[28\]](#), which provides the methodology that Eskom uses for performing the nuclear safety assessment and associated safety demonstration for Koeberg to continue operation until at least 2045.
- 240-132364298 (*Initial List of Time-Limited Ageing Analyses for Koeberg Nuclear Power Station*) [\[41\]](#), which describes the initial TLAAs applied to ageing management evaluation (AME) activities for the plant.
- 240-125122792 (*Koeberg Safety Aspects of Long-Term Operation (SALTO) Ageing Management Evaluation Process and Revalidation of the Time-Limited Ageing Analyses*) [\[37\]](#), which describes the process for assessing the SSCs identified for ageing management evaluation to demonstrate that ageing degradations and effects will be effectively managed and monitored for the planned period of LTO for the in-scope SSCs and to verify the adequacy of programmes and processes used to manage and mitigate these ageing effects. The document, furthermore, provides the process for identification and revalidation of the time-limited ageing analyses (TLAAs).
- 240-125839632 (*Koeberg Long-Term Operating (LTO) Scoping Methodology*) [\[38\]](#), which provides a systematic scoping process to identify SSCs subjected to the SALTO ageing

management evaluation and outlines the process followed during the scoping activities to meet the scoping regulatory requirements in accordance with RG-0027.

- 240-149139512 (*Ageing Management Requirements for Koeberg Nuclear Power Station*) [\[50\]](#), which provides overall requirements for the ageing management of safety-related equipment and indicates the links with related physical ageing management processes at the station for the life of the plant, including LTO. It covers all stages of the equipment life of the plant, that is, design, construction, manufacturing, commissioning, operating, LTO, suspended operation, and decommissioning.
- 331-607 (*Periodic Safety Report Final*) [\[1111\]](#), which provides a summary of the outcomes from the review, including a list of findings indicating areas where current standards and practices are not achieved and a list of areas where current safety standards and practices are exceeded (that is, plant strengths), a summary of the outcomes from the global assessment, and an integrated implementation plan of proposed safety improvements, including their safety significance and prioritisation.
- LTO IIP: [Appendix A](#) has been provided, indicating the schedule of safety improvements.

#### 14.0 Long-Term Operation Integrated Implementation Plan

The safety improvements resulting from the LTO assessments are categorised into two groups, namely, LTO integrated preparation plan, which are safety improvements required prior to entry into LTO (mainly supporting the justification arguments), and LTO implementation plan, which are safety improvements required to ensure safe LTO during the LTO period. This categorisation is in accordance with the NNR-approved safety case structure and content document. All the safety improvements are contained in the LTO IIP. Therefore, this section aims to consolidate and document all activities for the LTO IIP.

[§ 14.1](#) (*LTO integrated preparation plan*) provides all the safety improvements that must be performed before entering LTO. These actions are discussed in the justification presented in [§ 9.0](#) and support the conclusions of the safety case.

[§ 14.2](#) (*LTO implementation plan*) provides all the safety improvements required in the LTO period, that is, after the licence extension has been granted and Koeberg has entered the LTO period.

The information presented in [§ 14.1](#) and [§ 14.2](#) has been consolidated from the following:

- Interim SALTO ageing assessment and SALTO peer review outcomes (knowledge management commitments)
- Koeberg third periodic safety review global assessment report and integrated implementation plan
- Site safety report and interim seismic hazard assessment for LTO
- Outcomes of the assessment of other safety-related programme assessments for LTO

- Plant life extension feasibility study

#### **14.1 LTO Integrated Preparation Plan**

331-608 (*KNPS 3rd Periodic Safety Review Global Assessment Report and Integrated Implementation Plan Report*) [112] lists the outcomes of the ageing management assessments. It includes actions such as TLAA revalidations, implementation of AMPs, modifications, and replacements to remove life-limiting plant features. These are safety improvements required to meet the ageing management requirements in RG-0027 (*Interim Guide for Ageing Management and Long-Term Operation*) [282]. Included in this list is the PSR IIP safety improvements identified as directly linked to the 40-year end-of-life and safety improvements as a result of the interim seismic evaluation.

[Table A.1-2](#) lists the SSR and interim seismic hazard analysis-related activities.

331-608 (*KNPS 3rd Periodic Safety Review Global Assessment Report and Integrated Implementation Plan Report*) [112] also lists the PSR IIP safety improvements not related to ageing, but required prior to entry into LTO.

[Table A.1-4](#) lists the SAR updates for other safety-related programmes.

[Table A.1-5](#) lists the TLAAAs reanalysed and currently being processed for NNR submission.

#### **14.2 LTO Implementation Plan**

[Table A.2-1](#) lists the ageing management safety improvements that are required to support safe LTO. The AMPs will be implemented in accordance with current work management processes KAA-721 (*Online Work Management Process*) [140] and KAA-829 (*Development of an Outage Plan*) [143].

[Table A.2-2](#) lists the PSR IIP safety improvements to be completed during LTO.

The execution and monitoring of these activities will be in accordance with the organisational mandates as prescribed in 240-64602879 (*Nuclear Operating Unit Organisational Structures*) [79].

In addition, the implementation of the ageing management programmes is monitored and overseen in accordance with 240-139089079 (*Programmes Oversight Committee – Terms of Reference*) [43]. Document 331-148 (*Programme Engineer’s Guide*) [95] provides the requirements for the process for monitoring, developing, maintaining, optimising, and performing programme oversight activities on the ageing management programmes. The strategic Plant Health Committee also provides oversight of all plant-health-related activities in accordance with KAA-826 (*Plant Health Committee (PHC) Constitution*) [142].

## **15.0 Conclusions**

Eskom has conducted comprehensive assessments and studies to assure the Regulator of Eskom's commitment to meeting the national safety criteria, national and international standards, and codes for the period of LTO. The safety case provides documented arguments and evidence of Koeberg's suitability for LTO. Elements of the safety case, as argued in this document, include:

- robustness of the plant design for the intended period of operations;
- effectiveness of the ageing management of SSCs important for safety;
- implementation of ageing management programmes;
- implementation of the DiD in the design and operation of the nuclear installation;
- adequacy of emergency planning, radiation protection, and waste management programmes;
- provisions to ensure continued compliance with occupational, public, and environmental safety requirements;
- adequacy of organisational arrangements for safe LTO, including knowledge management, human, and financial resource arrangements, with an emphasis on ageing management; and
- adequate use of OE for continuous improvement.

Additionally, the safety case summarises why it is safe to continue operations. Where shortfalls to industry standards were noted relating to the above elements, Eskom has developed a list of safety improvements that will be implemented commensurate with their safety significance to ensure the continued safety of Koeberg. These safety improvements have been categorised into those required before entering the period of LTO to ensure the validity of the safety case and those that will be implemented during the LTO period, as part of the LTO programme.

Therefore, it has been demonstrated that nuclear safety at the facility will be maintained in accordance with regulatory requirements and international good practices for the intended period of LTO [REDACTED]. As guided by RG-0027 (*Interim Guide for Ageing Management and Long-Term Operation*) [282] and document 240-157754316 (*Structure and Content of the Safety Case*) [56] accepted by the NNR, Eskom hereby submits the safety case to the NNR for consideration.





■ [REDACTED] | [REDACTED]

## 19.0 Acknowledgements

■ [REDACTED] | [REDACTED]

■ [REDACTED] | [REDACTED]

■ [REDACTED] | [REDACTED]

■ [REDACTED] | [REDACTED]

■ [REDACTED] | [REDACTED]

■ [REDACTED] | [REDACTED]

## Appendix A LTO Integrated Implementation Plan

### A.1 LTO Integrated Preparation Plan (Activities Required for LTO)

**Table A.1-1: Ageing Management LTO Preparation Activities**

| Activity Title   | Activity Description   | Progress / Readiness   | [REDACTED] |
|--|--|--|------------|
| <b>Organisation and Management</b>   |  |  |            |
| Update the SAR with the description of ageing management   | Update the SAR in accordance with § 6.3.1 of RG-0027 The SAR will be marked up include ageing management.  | Marking up in Progress   | [REDACTED] |
| Update SAR with a list of outstanding TLAAAs   | Document and reference the updated TLAAAs for LTO.   |  | [REDACTED] |
| Compile and submit the final SALTO Ageing Assessment Report (Final)  | SALTO project to submit final ageing management report for LTO to the NNR.                                 | Interim report was accepted by NNR. Final report will be submitted on completion of SALTO activities.                                      | [REDACTED] |
| Update the design classification database with in-scope SSCs that are subject to ageing management requirements in accordance with RG-0027 | Update the classification database.<br>Institute a governance procedure for the database of in-scope SSCs. | Design database is updated with the in-scope SCCs. Governing Procedure is under review.  | [REDACTED] |
| Review of EPTB   | Reviewing of EPTB to include multi-unit events   |  | [REDACTED] |
| <b>Mechanical TLAAAs</b>   |  |  |            |
| Environmentally assisted fatigue   | Reactor coolant pumps  | <ul style="list-style-type: none"> <li>Complete reanalysis of TLAA</li> </ul> Screening of TLAA is complete. EAF analysis to be completed. | [REDACTED] |

**Table A.1-1: Ageing Management LTO Preparation Activities**

| Activity Title  |                                   | Activity Description   | Progress / Readiness   |  |
|---|-----------------------------------|--|--|--|
| Environmentally assisted fatigue  | Reactor pressure vessel internals | <ul style="list-style-type: none"> <li>Complete reanalysis of TLAA</li> </ul>  | Screening of TLAA is complete. EAF analysis to be completed.   |  |
| Environmentally assisted fatigue  | Pressuriser                       | <ul style="list-style-type: none"> <li>Complete reanalysis of TLAA</li> </ul>  | Screening of TLAA is complete.   |  |
| Environmentally Assisted Fatigue  | Main coolant lines                | <ul style="list-style-type: none"> <li>Complete reanalysis of TLAA</li> </ul>  | Screening of TLAA is complete. EAF analysis to be completed.   |  |
| Environmentally Assisted Fatigue  | Auxiliary lines                   | <ul style="list-style-type: none"> <li>Complete reanalysis of TLAA</li> </ul>  | Screening of TLAA is complete. EAF analysis to be completed.   |  |
| Environmentally Assisted Fatigue  | Control rod drive mechanism       | <ul style="list-style-type: none"> <li>Complete reanalysis of TLAA</li> </ul>  | Screening of TLAA is complete. EAF analysis to be completed.   |  |
| Environmentally Assisted Fatigue  | Pressuriser heater sleeves        | <ul style="list-style-type: none"> <li>Complete reanalysis of TLAA</li> </ul>  | Analysis is complete and awaiting acceptance from Eskom.   |  |
| Crack growth analysis of flaws detected in service -AND-Fatigue and thermal ageing analysis of manufacturing flaws and flow tolerance | Pressuriser spray nozzles         | <ul style="list-style-type: none"> <li>Complete reanalysis of TLAA</li> <li>Update SAP if required</li> <li>Complete additional associated TLAA actions if required</li> </ul> | Transient analysis is complete. Material aspect is complete Awaiting for Methodology report and mechanical analysis from contractor. |  |
| Reactor pressure vessel internals – thermal ageing and neutron embrittlement  | RPV Internals                     | <ul style="list-style-type: none"> <li>Develop TLAA (Fast Fracture Analysis)</li> </ul>  | Thermal ageing analysis is complete. Awaiting Fast Fracture analysis.  |  |
| Reactor pressure vessel internals – vibration   | RPV Internals                     | <ul style="list-style-type: none"> <li>Complete reanalysis of TLAA</li> </ul>  | Hydraulic load calculations are complete. Awaiting Dynamic and impact analysis.  |  |
| <b>Mechanical – New Ageing Management Programmes</b>  |                                   |  |  |  |

**Table A.1-1: Ageing Management LTO Preparation Activities**

| Activity Title  |             | Activity Description  | Progress / Readiness   | [REDACTED] |
|---|-------------|---|--|------------|
| Selective leaching  | Various     | <ul style="list-style-type: none"> <li>Implementation of AMP requirements on SAP (creation of service notifications and update of the working procedures &amp; scheduling for execution)</li> </ul> | Development of AMP is complete. SAP updates is outstanding. SAP updates is tracked by POC. | [REDACTED] |
| One-time inspections  | Various     | <ul style="list-style-type: none"> <li>Implementation of AMP requirements on SAP (creation of service notifications and update of the working procedures &amp; scheduling for execution)</li> </ul> | Development of AMP is complete. SAP updates is outstanding. SAP updates is tracked by POC. | [REDACTED] |
| One-time inspections class 1 SB piping                            | Piping      | Implementation of AMP requirements on SAP (creation of service notifications and update of the working procedures & scheduling for execution)   | Development of AMP is complete. SAP updates is outstanding. SAP updates is tracked by POC. | [REDACTED] |
| Primary pressuriser   | Pressuriser | <ul style="list-style-type: none"> <li>Develop AMP</li> </ul>   | AMP is currently under development.  | [REDACTED] |
| Inspection of internal surfaces and internal coatings and linings | Various     | <ul style="list-style-type: none"> <li>Implementation of AMP requirements on SAP (creation of service notifications and update of the working procedures &amp; scheduling for execution)</li> </ul> | Development of AMP is complete. SAP updates is outstanding. SAP updates is tracked by POC. | [REDACTED] |

**Table A.1-1: Ageing Management LTO Preparation Activities**

| Activity Title  |                    | Activity Description  | Progress / Readiness  | [REDACTED] |
|---|--------------------|---|---|------------|
| Heat exchanger programme  | Various            | <ul style="list-style-type: none"> <li>Implementation of AMP requirements on SAP (creation of service notifications and update of the working procedures &amp; scheduling for execution)</li> </ul> | Development of AMP is complete. SAP updates is outstanding. SAP updates is tracked by POC.                  | [REDACTED] |
| <b>Mechanical - Existing Ageing Management Programme Update</b>   |                    |   |   |            |
| Preventive maintenance programme - Update the PM programme with the required ageing management activities and implement                       | Various            | <ul style="list-style-type: none"> <li>Update existing PM Programme</li> </ul>  | In Progress.  | [REDACTED] |
| RPV Programme   | RPV                | <ul style="list-style-type: none"> <li>Update existing AMP</li> </ul>   | In Progress.  | [REDACTED] |
| <b>Mechanical – One-Time Inspections</b>  |                    |   |   |            |
| Orifice cavitation erosion inspections on downstream piping according to the SALTO scope as identified through Mechanical AME review (sample) | Orifice            | <ul style="list-style-type: none"> <li>Perform inspection, evaluate the results, and raise appropriate actions, if required, to address any findings.</li> </ul>                                    | Some inspections were completed in outage 125 and 225. SAP notification raised for execution of activities. | [REDACTED] |
| One-time inspection of cabinet bolting (sample)   | Bolting (cabinets) | <ul style="list-style-type: none"> <li>Perform inspection, evaluate the results, and raise appropriate actions, if required, to address any findings</li> </ul>                                     | SAP notification raised for execution of activities.  | [REDACTED] |

**Table A.1-1: Ageing Management LTO Preparation Activities**

| Activity Title  |   | Activity Description   | Progress / Readiness   | [REDACTED] |
|---|---|--|--|------------|
| One-time inspection of the sampled components of the closed treated water systems                                 | Various   | <ul style="list-style-type: none"> <li>Perform inspection, evaluate the results, and raise appropriate actions, if required, to address any findings.</li> </ul> | SAP notification raised for execution of activities.   | [REDACTED] |
| One-time inspection of the mechanical components sampled from various commodity groups according to the SALTO AME | Various   | <ul style="list-style-type: none"> <li>Perform inspection, evaluate the results, and raise appropriate actions, if required, to address any findings.</li> </ul> | Some inspections are completed in outage 125 and 225. SAP notification raised for execution of activities. | [REDACTED] |
| <b>Mechanical Component Replacements</b>  |   |  |  |            |
| Refurbish SG snubbers on unit 1   | Snubbers on<br>1 RCP 001 GV<br>1 RCP 002 GV<br>1 RCP 003 GV | <ul style="list-style-type: none"> <li>SAP notification raised for refurbishment for the current snubbers</li> </ul>   | Refurbishment strategy provided to the vendor.   | [REDACTED] |
| Refurbish SG snubbers on unit 2   | Snubbers on<br>2 RCP 001 GV<br>2 RCP 002 GV<br>2 RCP 003 GV | <ul style="list-style-type: none"> <li>SAP notification raised for refurbishment for the current snubbers</li> </ul>   | Refurbishment strategy provided to the vendor.   | [REDACTED] |
| <b>Mechanical – Modifications</b>   |   |  |  |            |
| Steam generators – unit 1   | 1 RCP 001 GV<br>1 RCP 002 GV<br>1 RCP 003 GV                | <ul style="list-style-type: none"> <li>Replace steam generators</li> </ul>   |  | [REDACTED] |
| Steam generators – unit 2   | 2 RCP 001 GV<br>2 RCP 002 GV<br>2 RCP 003 GV                | <ul style="list-style-type: none"> <li>Replace steam generators</li> </ul>   |  | [REDACTED] |

**Table A.1-1: Ageing Management LTO Preparation Activities**

| Activity Title                                    | Activity Description  | Progress / Readiness   | [Redacted]  |            |
|---|---|--|---|------------|
| <b>Electrical - TLAA's</b>                        |   |  |   |            |
| Equipment qualification – EQ Components on Unit 1 | 1 KRT 022 MA<br>1 KRT 023 MA<br>1 RCP 001 PO (140/141 MC)<br>1 RCP 002 PO (240/241 MC)<br>1 RCP 003 PO (340/341 MC)<br>1 RRA 005 MT<br>1 RRA 007 MT<br>1 DVK 100 MP<br>1 DVK 101 MP | Replacement of the following equipment performed on unit 1: <ul style="list-style-type: none"> <li>• 1 KRT 022 MA</li> <li>• 1 KRT 023 MA</li> <li>• 1 RCP 001 PO (140/141 MC)</li> <li>• 1 RCP 002 PO (240/241 MC)</li> <li>• 1 RCP 003 PO (340/ 341 MC)</li> <li>• 1 RRA 005 MT</li> <li>• 1 RRA 007 MT</li> <li>• 1 DVK 100 MP</li> <li>• 1 DVK 101 MP</li> </ul> | SAP notification is raised for execution. Purchased orders is raised for spares. Delivery of spares are tracked in outage meetings. | [Redacted] |



**Table A.1-1: Ageing Management LTO Preparation Activities**

| Activity Title  | Activity Description   | Activity Description   | Progress / Readiness   | [REDACTED] |
|---|--|--|--|------------|
| Equipment qualification –EQ Components on Unit 2  | 2 KRT 022 MA<br>2 KRT 023 MA<br>2 ETY 201 MP<br>2 ETY 202 MP –<br>2 RCP 001 PO (140/141 MC)<br>2 RCP 002 PO (240/241 MC)<br>2 RCP 003 PO (340/341 MC)<br>2 VVP 127 VV -EL 1/2<br>2 VVP 128 VV – EL 1/2<br>2 VVP 129 VV - EL1/2<br>2 RRA 005 MT<br>2 RRA 007 MT<br>2 DVK 100 MP<br>2 DVK 101 MP<br>2 DVK 102 MP | Replacement of the following equipment on unit 2: <ul style="list-style-type: none"> <li>• 2 KRT 022 MA</li> <li>• 2 KRT 023 MA</li> <li>• 2 ETY 201 MP</li> <li>• 2 ETY 202 MP –</li> <li>• 2 RCP 001 PO (140/141 MC)</li> <li>• 2 RCP 002 PO (240/241 MC)</li> <li>• 2 RCP 003 PO (340/341 MC)</li> <li>• 2 VVP 127 VV -EL 1/2</li> <li>• 2 VVP 128 VV – EL 1/2</li> <li>• 2 VVP 129 VV EL1/2</li> <li>• 2 RRA 005 MT</li> <li>• 2 RRA 007 MT</li> <li>• 2 DVK 100 MP</li> <li>• 2 DVK 102 MP</li> </ul> | SAP notification is raised for execution. Purchased orders is raised for spares. Delivery of spares are tracked in outage meetings.  | [REDACTED] |
| Equipment qualification – requalification of qualified cables                           | Qualified cables   | <ul style="list-style-type: none"> <li>• Perform the re-qualification of EQ cables for LTO.</li> </ul>   | Cable samples to be removed have been identified. SAP notifications have been raised for cutting during outage 126. Purchase request have been raised for procurement of spare cables. | [REDACTED] |
| Equipment qualification – RIC Thermocouples (TC) and TC connectors and cables on unit 1 | 1 RIC 001 MT – 051 MT  | <ul style="list-style-type: none"> <li>• Replace the RIC cables and associated connector on Unit 1 with qualified cables.</li> </ul>   | SAP notification is raised outage 127. Purchase request is initiated.  | [REDACTED] |

**Table A.1-1: Ageing Management LTO Preparation Activities**

| Activity Title  |  | Activity Description  | Progress / Readiness   | [REDACTED] |
|---|--|---|--|------------|
| Equipment qualification – EQ Rotork actuators (for MOVs on both units)                        | Rotork valve actuators   | <ul style="list-style-type: none"> <li>Perform the overhaul of the qualified Rotork Actuators to renew qualification for LTO</li> </ul>   | SAP notification is raised for outage 126. Purchase request is initiated for overall Kits.   | [REDACTED] |
| Equipment qualification – Valcor solenoid valves on both units.                               | Valcor solenoid valves   | <ul style="list-style-type: none"> <li>Replace the complete Valcor Solenoid valves with new qualified valves to renew the qualified life.</li> </ul>  | SAP notification is raised for outage 127 and 226. Sole source justification is supported by Eskom and procurement of spares is in progress. | [REDACTED] |
| Equipment qualification – MV Cables on RRA Motors on Unit 2                                   | 2 RRA 001 MO and 2 RRA002 MO   | <ul style="list-style-type: none"> <li>Replace the Medium Voltage Cables connected 2 RRA 001 MO and 2 RRA002 MO prior to LTO</li> </ul>   | SAP notification is raised outage 126. Purchase request raised.  | [REDACTED] |
| Equipment qualification – 10RO renewal of the RPN power range detectors and connection plates | 1 RPN 010 MA<br>1 RPN 020 MA<br>1 RPN 030 MA<br>1 RPN 040 MA<br>2 RPN 010 MA<br>2 RPN 020 MA<br>2 RPN 030 MA<br>2 RPN 040 MA | Renew the RPN power range detectors and connection plates: <ul style="list-style-type: none"> <li>1 RPN 010 MA</li> <li>1 RPN 020 MA</li> <li>1 RPN 030 MA and</li> <li>1 RPN 040 MA</li> </ul> Renew the RPN power range detectors and connection plates: <ul style="list-style-type: none"> <li>2 RPN 010 MA</li> <li>2 RPN 020 MA</li> <li>2 RPN 030 MA and</li> <li>2 RPN 040 MA</li> </ul> | SAP notification is raised outage 126 and 226. Purchase request raised.  | [REDACTED] |

**Table A.1-1: Ageing Management LTO Preparation Activities**

| Activity Title  | Activity Description                               | Progress / Readiness  | [REDACTED]   |
|---|--|---|--|
| <b>Electrical - New Ageing Management Programmes</b>  |  |   |  |
| Environmental condition monitoring programme  | Qualified cables and qualified equipment           | Implementation of AMP requirements on SAP (creation of service notifications and update of the working procedures & scheduling for execution)   | Development of AMP is complete. SAP updates is outstanding. SAP updates is tracked by POC. |
| Ageing Management Programme for the Electronic Equipment Whiskers and Capacitors              | Electronic components                              | <ul style="list-style-type: none"> <li>Implementation of AMP requirements on SAP (creation of service notifications and update of the working procedures &amp; scheduling for execution)</li> </ul> | Development of AMP is complete. SAP updates is outstanding. SAP updates is tracked by POC. |
| Ageing Management Programme for Lightning Protection and Grounding Grid at KNPS               | Lightning protection systems and grounding systems | <ul style="list-style-type: none"> <li>Implementation of AMP requirements on SAP (creation of service notifications and update of the working procedures &amp; scheduling for execution)</li> </ul> | Development of AMP is complete. SAP updates is outstanding. SAP updates is tracked by POC. |
| Ageing Management of Switchboards Associated Switchgear Components and their Metal Enclosures | Switchgear and cabinets                            | <ul style="list-style-type: none"> <li>Implementation of AMP requirements on SAP (creation of service notifications and update of the working procedures &amp; scheduling for execution)</li> </ul> | Development of AMP is complete. SAP updates is outstanding. SAP updates is tracked by POC. |

**Table A.1-1: Ageing Management LTO Preparation Activities**

| Activity Title  |   | Activity Description  | Progress / Readiness   | [REDACTED] |
|---|---|---|--|------------|
| <b>Electrical - Existing Ageing Management Programme Updates</b>  |   |   |  |            |
| Cable ageing management programme (CAMP)  |   | <ul style="list-style-type: none"> <li>Implementation of updated AMP requirements on SAP (creation of service notifications and update of the working procedures &amp; scheduling for execution)</li> </ul> | Inspection and testing of cables have been completed in outages 125 and 225 and results evaluated. CAMP Implementation strategy have been developed and issued to the line groups. Progress is track at POC. | [REDACTED] |
| Equipment qualification programme   |   | <ul style="list-style-type: none"> <li>Implementation of updated AMP requirements on SAP (creation of service notifications and update of the working procedures &amp; scheduling for execution)</li> </ul> | SAP implementation actions have been raised to align requirements with updated AMP.  | [REDACTED] |
| Technological Obsolescence Programme  |   | <ul style="list-style-type: none"> <li>Implementation of the proactive Technological Obsolescence Programme.</li> </ul>   | Obsolescence programme was accepted by NNR. Implementation of the programme is in progress.  | [REDACTED] |
| <b>Electrical - One-Time Inspections</b>  |   |   |  |            |
| One-time inspection (internal and external visual inspection) of electrical cabinets and control boxes on a sample basis                                    | Sampled scope including electrical cabinets (AR) and control boxes (CR)             | <ul style="list-style-type: none"> <li>Perform inspection, evaluate the results, and raise appropriate actions, if required, to address any findings.</li> </ul>  | Most inspections are completed in outage 125 and 225. SAP notification raised for execution of the balance activities.   | [REDACTED] |
| One-time inspection (internal visual inspection) to identify the presence of whiskers on the electronic components, printed circuit boards and transmitters | Sampled scope including Electronic Cards (ZO, CA, XU) and Transmitters (MN, MD, MP) | <ul style="list-style-type: none"> <li>Perform inspection, evaluate the results, and raise appropriate actions, if required, to address any findings.</li> </ul>  | Some inspections are completed in outage 125 and 225. SAP notification raised for execution of balance activities.   | [REDACTED] |

**Table A.1-1: Ageing Management LTO Preparation Activities**

| Activity Title  | Activity Description                     | Progress / Readiness   | [Redacted]                               |            |
|---|--|--|--|------------|
| <b>Electrical - Modifications</b>                                   |  |  |  |            |
| PZR heater replacement  | 1 RCP 005 and 006 RS                     | <ul style="list-style-type: none"> <li>Implement modification 16001 (EZP) – replacement of pressuriser heaters 1 RCP 005 and 1 RCP 006 RS</li> </ul>                                     | Tender evaluation in progress.           | [Redacted] |
| PZR heater replacement  | 2 RCP 005 and 006 RS                     | <ul style="list-style-type: none"> <li>Implement modification 16001 (EZP) – replacement of pressuriser heaters 2 RCP 005 and 2 RCP 006 RS</li> </ul>                                     | Tender evaluation in progress.           | [Redacted] |
| Containment C&I penetrations  | 1 EPP 513, 515, 520, 521, 529 and 530 TW | <ul style="list-style-type: none"> <li>Implement modification 13028 (RCP) – replacement of the electrical penetrations on unit 1</li> </ul>  | TRS Approved.                            | [Redacted] |
| Containment C&I penetrations  | 2 EPP 513, 515, 520, 521, 529 and 530 TW | <ul style="list-style-type: none"> <li>Implement modification 13028 (RCP) – replacement of the electrical penetrations on unit 2 (1/2 EPP 513, 515, 520, 521, 529 and 530 TW)</li> </ul> | TRS approved. Mod is in execution phase. | [Redacted] |
| <b>Civil Ageing Management Issues – Ageing of Aseismic Bearings</b> |  |  |  |            |
| Ageing and Testing of Aseismic Bearings                             | Aseismic Bearings                        | <ul style="list-style-type: none"> <li>Perform characterisation of the aseismic bearings to confirm behaviour.</li> </ul>  | Testing to be initiated.                 | [Redacted] |

**Table A.1-1: Ageing Management LTO Preparation Activities**

| Activity Title   | Activity Description  | Progress / Readiness   | [REDACTED] |
|--|---|--|------------|
| <b>Civil – New Ageing Management Programmes</b>                |   |  |            |
| Civil Ageing Management Programme Requirements Manual (CAMPRM) | <ul style="list-style-type: none"> <li>Implementation of AMP requirements on SAP (creation of service notifications and update of the working procedures &amp; scheduling for execution)</li> </ul> | AMP authorised and update of I&T execution procedures and SAP updates. | [REDACTED] |
| Non-metallic liners  | <ul style="list-style-type: none"> <li>Implementation of AMP requirements on SAP (creation of service notifications and update of the working procedures &amp; scheduling for execution)</li> </ul> | AMP authorised and update of I&T execution procedures and SAP updates. | [REDACTED] |
| Ageing management programme for aseismic bearings              | <ul style="list-style-type: none"> <li>Develop and implement an AMP. (Creation of service notifications and update of the working procedures &amp; scheduling for execution)</li> </ul>             | Testing to be initiated for the development of the AMP.                | [REDACTED] |
| <b>Civil – Existing Ageing Management Programme Updates</b>    |   |  |            |
| Civil monitoring programme                                     | <ul style="list-style-type: none"> <li>Implementation of AMP requirements on SAP (creation of service notifications and update of the working procedures &amp; scheduling for execution)</li> </ul> | AMP authorised<br>Two programme procedures waiting for NNR approval.   | [REDACTED] |

**Table A.1-1: Ageing Management LTO Preparation Activities**

| Activity Title  | Activity Description   | Progress / Readiness  | [REDACTED] |
|---|--|---|------------|
| <b>Civil – One-Time Inspection</b>  |  |   |            |
| Perform a one-time inspection of the fibre-reinforced polymer vent stack to ascertain the condition w.r.t ageing effects, change in material properties, cracking due to UV radiation, loss of mechanical properties due to elevated temperature, oxygen, and alternating loads or ozone. The results of the one-time inspection will inform further action<br>1) Auxiliary buildings chimney fibre-reinforced polymer room outdoor | <ul style="list-style-type: none"> <li>• Perform inspection of 9HNA000BG, evaluate the results, and raise appropriate actions, if required, to address any findings</li> </ul>   | Inspections complete.<br>Evaluation of reports are in progress. | [REDACTED] |
| To check for soundness, perform a one-time inspection of the post-installed threaded fasteners, bolts, studs, nuts, washers, and screws (without ECS code). Refer to the following commodity spreadsheets attached for locations.<br>1) Auxiliary buildings, any civil room controlled<br>2) Auxiliary buildings, any civil room indoor temp hot 35°C   | Perform inspections of the following, evaluate the results, and raise appropriate actions, if required, to address any findings <ul style="list-style-type: none"> <li>• 38-1HKA000BG</li> <li>• 38-2HKA000BG</li> <li>• 38-9HLX000BG</li> <li>• 38-9HNA000BG</li> <li>• 38-2HLX000BG</li> <li>• 38-1HLX000BG</li> <li>• 38-1HWX000BG</li> <li>• 38-2HWX000BG</li> </ul> | Inspections complete.<br>Evaluation of reports are in progress. | [REDACTED] |

**Table A.1-1: Ageing Management LTO Preparation Activities**

| Activity Title  | Activity Description  | Progress / Readiness  | [REDACTED] |
|---|---|---|------------|
| Perform a one-time inspection of 5% of embedded frames linked to ageing commodities (33, 33a, 34, 34a, 35 and 36) for general corrosion, chloride-induced corrosion, and the effect of "loss of material" which will inform any additional action to be taken. Refer to the following commodity spreadsheets attached for locations.<br>1) Auxiliary buildings penetrations room controlled<br>2) Auxiliary building penetrations room indoor temp hot 35°C<br>3) Auxiliary buildings penetrations room indoor uncontrolled<br>4) Auxiliary buildings penetrations room outdoor<br>5) Any civil penetrations room controlled<br>6) Any civil penetrations room indoor temp hot 35°C<br>7) Anti-seismic area penetrations room outdoor | Perform inspections of the following, evaluate the results, and raise appropriate actions, if required, to address any findings. <ul style="list-style-type: none"> <li>• 38-1HLX000BG</li> <li>• 38-2HLX000BG</li> <li>• 38-9HLX000BG</li> <li>• 38-1HKA000BG</li> <li>• 38-2HKA000BG</li> <li>• 38-9HNA000BG</li> <li>• 38-1HRX000BG</li> <li>• 38-2HRX000BG</li> <li>• 38-6HQB000BG</li> <li>• 38-1HDA000BG</li> <li>• 38-2HDA000BG</li> <li>• 38-1HDB000BG</li> <li>• 38-2HDB000BG</li> </ul> | Inspections complete.<br>Evaluation of reports are in progress. | [REDACTED] |
| Perform one-time inspections of the post-installed threaded fasteners like bolts, studs, nuts, washers, and screws (without ECS codes) to check for soundness/integrity   | Perform inspections of the following, evaluate the results, and raise appropriate actions, if required, to address any findings <ul style="list-style-type: none"> <li>• 38-1HRX000BG</li> <li>• 38-2HRX000BG</li> </ul>  | Inspections complete.<br>Evaluation of reports are in progress. | [REDACTED] |



**Table A.1-1: Ageing Management LTO Preparation Activities**

| Activity Title  | Activity Description  | Progress / Readiness  | [Redacted] |
|---|---|---|------------|
| Perform a one-time inspection of bolting and supports of the pre-cast concrete elements to check for soundness/integrity. Refer to the following commodity spreadsheets attached for locations.<br>1) Containment building structures concrete room controlled<br>2) Containment building structures concrete room indoor temp hot 35°C | Perform inspections, evaluate the results, and raise appropriate actions, if required, to address any findings <ul style="list-style-type: none"> <li>• 38-1HRX000BG</li> <li>• 38-2HRX000BG</li> </ul> | Inspections complete.<br>Evaluation of reports are in progress. | [Redacted] |
| Perform one-time inspections of the post-installed threaded fasteners like bolts, studs, nuts, washers, and screws (without ECS codes) to check for soundness/integrity   | <ul style="list-style-type: none"> <li>• 38-1HRX000BG</li> <li>• 38-2HRX000BG</li> </ul>  | Inspections complete.<br>Evaluation of reports are in progress. | [Redacted] |
| <b>Civil – Containment Structure Testing</b>  |   |   |            |
| Containment Integrated Leak Rate Testing  | Perform containment ILRT test to confirm containment structural integrity.  |   | [Redacted] |
| <b>Civil – Modifications and Replacements</b>   |   |   |            |
| Impressed Current Cathodic Protection (ICCP)  |   | Detailed design of mock-up is complete.                         | [Redacted] |

**Table A.1-2: LTO Preparation Activities – DSSR and Interim Seismic Hazard Analysis**

| Activity Title   | Progress / Readiness                                   | [Redacted] |
|--|--|------------|
| Submit updated DSSR  | DSSR in Progress.                                      | [Redacted] |
| Perform the masonry wall hardening modification identified in the interim SH | Design with NNR for approval.                          | [Redacted] |
| Hardened Water External Connection points (modification 12004)               | Commercial process.                                    | [Redacted] |
| Hardened Water Supply (Modification 12008)                                   | TRS to be approved for commercial process to commence. | [Redacted] |
| Install Primary Pump Shutdown Seals (Modification 12023)                     | Contract to be placed with vendor.                     | [Redacted] |
| Tsunami probabilistic analysis (return frequency study)                      | Commercial process                                     | [Redacted] |

**Table A.1-3: LTO Preparation Activities – PSR IIP End-of-life Linked Safety Improvements**

| Activity Title  | Progress / Readiness                       | [Redacted] |
|---|--|------------|
| Restore the control room envelope (CRE) to be within design basis limits. (Linked to Steam Generator Replacements in Table A.1-1) | In progress in line with SGR modification. | [Redacted] |

**Table A.1-4: LTO Preparation Activities – SAR Updates for Other Safety-related Programmes**

| Activity Title                                      | Activity Description |  |
|---|----------------------|--|
| Decommissioning description                         |                      |  |
| Update of activity migration model as well as AADQs |                      |  |
| Low-level waste building inclusion                  |                      |  |

**Table A.1-5: TLAAs Reanalysed and Processed for NNR Submission**

| Item | IGALL Reference | Description of TLAA              | Components                       |  |
|------|-----------------|----------------------------------|----------------------------------|--|
| 1    | 106             | Environmentally Assisted Fatigue | Pressuriser                      |  |
| 2    | Additional TLAA | Reactor Pressure Vessel PWSCC    | Reactor pressure vessel          |  |
| 3    | Additional TLAA | Reactor Pressure Vessel          | Reactor pressure vessel          |  |
| 4    | 112             | Reactor Coolant Pump Flywheel    | Reactor coolant pump flywheel    |  |
| 5    | 201             | Equipment Qualification          | IC in-core thermocouples Cables  |  |
|      |                 |                                  | Rotork Valve Actuators           |  |
|      |                 |                                  | Valcor Solenoid Valves           |  |
|      |                 |                                  | EBA AMRI Actuators - Type C AMRI |  |
|      |                 | Jeumont-Schneider                |                                  |  |
| 6    | 108             | Polar Crane                      | Polar Crane                      |  |
| 7    | 301             | Containment                      | Strain Gauges                    |  |
|      |                 |                                  | Dynamometers                     |  |
|      |                 |                                  | Pendulums                        |  |
|      |                 |                                  | Temperature Gauges               |  |
|      |                 | Concrete Inspections and Repairs |                                  |  |

**A.2 Activities After LTO Implementation**

**Table A.2-1: Activities After LTO Implementation – Ageing Management**

| Activity Title  | Activity Description                 |                          |
|---|--------------------------------------|--------------------------|
| Organisation and Management   |                                      |                          |
| KM Implementation at Nuclear Engineering  |                                      | ██████████               |
| KM Implementation at Operating Department   |                                      | ██████████               |
| KM Implementation at Chemistry  |                                      | ██████████               |
| KM Implementation at Maintenance  |                                      | ██████████               |
| KM Implementation at Radiation Protection   |                                      | ██████████               |
| KM Implementation at NPM  |                                      | ██████████               |
| <b>Civil - Modifications</b>  |                                      |                          |
| Containment monitoring instrumentation (Linked to IAEA mission finding – Issue area E2) | Modification to be presented at MRC. | ██████████<br>██████████ |

**Table A.2-2: Activities After LTO Implementation – PSR IIP Safety Improvements**

| Activity Title  |  |
|---|--|
| All PSR IIP Safety Improvements, excluding H1 and H2 discussed in Appendix A.1. | ██████████<br>██████████<br>██████████<br>██████████ |

**Table A.2-3: Activities After LTO Implementation – SSR**

| Activity Title  | [REDACTED]                             |
|---|--|
| Plant assessments resulting from the outcomes of the studies. | [REDACTED]<br>[REDACTED]<br>[REDACTED] |

**Appendix B**  
**SAR Updates for LTO**

This table extracts and consolidates the SAR-specific updates in [Appendix A.1](#), (*LTO Integrated Preparation Plan*).

**Table B-1: LTO Preparation Activities – SAR Updates**

| Activity Title  | SAR Chapter   | [REDACTED] |
|---|---|------------|
| Decommissioning description   | I-1.2<br>I-4.0<br>I-7.0   | [REDACTED] |
| Update of activity migration model as well as AADQs                 | II-5.1<br>II-5.2<br>II-5.3<br>III-4.1<br>III-5.1<br>III-5.3   | [REDACTED] |
| Low-level waste building inclusion.                                 | I-3.0   | [REDACTED] |
| Update the SAR. Site characteristic update (excluding PSHA results) | I-2.0   | [REDACTED] |
| Update the SAR with the description of ageing management            | I-4.0<br>I-4.4.1<br>I-4.4.2<br>I-4.4.2.1<br>I-4.4.2.2<br>I-4.4.2.2.1<br>I-4.4.2.2.2<br>I-4.4.2.2.3<br>I-4.4.2.2.4<br>I-4.4.2.3<br>I-4.4.3 | [REDACTED] |
| Update SAR with a list of updated TLAAs                             | I-4.0   | [REDACTED] |

**Table B-1: LTO Preparation Activities – SAR Updates**

| Activity Title                          | SAR Chapter   | █ |
|---|---|---|
| <b>Mechanical TLAA Updates</b>          |   |   |
| EAF – Reactor coolant pumps             | II-3.1.2.3<br>II-3.3.2<br>II-3.3.2.1<br>II-3.3.2.2<br>II-3.3.2.4<br>II-3.3.2.4.2<br>II-3.3.2.6  | █ |
| EAF – Reactor pressure vessel internals | II-3.1.2.1<br>II-3.3.1<br>II-3.3.1.5<br>II-3.3.1.11   | █ |
| EAF – Pressuriser                       | II-3.3.5<br>II-3.3.5.1.1<br>II-3.3.5.1.2<br>II-3.3.5.1.4<br>II-3.3.5.3<br>II-3.3.5.4<br>II-3.3.5.10<br>II-3.3.5.10.1<br>II-3.3.5.10.2 | █ |
| EAF – Main coolant lines                | II-3.3.4<br>II-3.3.4.1<br>II-3.3.4.3<br>II-3.3.4.5<br>II-3.3.4.11<br>II-3.3.4.11.1  | █ |

**Table B-1: LTO Preparation Activities – SAR Updates**

| Activity Title  | SAR Chapter   | █ |
|---|---|---|
| EAF – Auxiliary lines   | II-3.1<br>II-3.1.2.4<br>II-3.3.5<br>II-3.4<br>II-4.3<br>II-5.1<br>II-5.1.2.1<br>II-7.1  | █ |
| EAF – Control rod drive mechanism   | II-3.3.7<br>II-3.3.7.1<br>II-3.3.7.3<br>II-3.3.7.5  | █ |
| EAF – Pressuriser heater sleeves (extra)  | II-3.3.5<br>II-3.3.5.1.1<br>II-3.3.5.1.2<br>II-3.3.5.1.4<br>II-3.3.5.3<br>II-3.3.5.4<br>II-3.3.5.10<br>II-3.3.5.10.1<br>II-3.3.5.10.2 | █ |
| Pressuriser spray nozzles – Crack growth analysis of flaws detected in service –AND–Fatigue and thermal ageing analysis of manufacturing flaws and flow tolerance | II-3.3.5<br>II-3.3.5.1.1<br>II-3.3.5.1.2<br>II-3.3.5.1.4<br>II-3.3.5.3<br>II-3.3.5.4<br>II-3.3.5.10<br>II-3.3.5.10.1<br>II-3.3.5.10.2 | █ |



**Table B-1: LTO Preparation Activities – SAR Updates**

| Activity Title   | SAR Chapter  | █ |
|--|--|---|
| Reactor pressure vessel PWSCC  | II-3.1.2.1<br>II-3.3.1<br>II-3.3.1.5<br>II-3.3.1.11  | █ |
| Reactor pressure vessel wear of adaptor flanges – CRDM pressure housing assembly stress report | II-3.1.2.1<br>II-3.3.1<br>II-3.3.1.5<br>II-3.3.1.11  | █ |
| Reactor pressure vessel internals – thermal ageing and neutron embrittlement                   | II-3.1.2.1<br>II-3.3.1<br>II-3.3.1.5<br>II-3.3.1.11  | █ |
| Reactor pressure vessel internals – vibration  | II-2.5.2.4   | █ |
| Reactor coolant pump flywheel  | II-3.1.2.3<br>II-3.3.2<br>II-3.3.2.1<br>II-3.3.2.2<br>II-3.3.2.4<br>II-3.3.2.4.2<br>II-3.3.2.6<br>II-3.3.2.6.6 | █ |
| <b>Electrical TLAA Updates</b>   |  |   |
| Equipment Qualification – Qualified life of EQ components and preservation of qualification    | II-1.11  | █ |

**Table B-1: LTO Preparation Activities – SAR Updates**

| Activity Title                        | SAR Chapter  | [REDACTED] |
|---------------------------------------|--|------------|
| <b>Civil TLAA Updates</b>             |  |            |
| Polar crane – fatigue of cranes       | II-8.5<br>II-8.5.1<br>II-8.5.2<br>II-8.5.3<br>II-8.5.5 | [REDACTED] |
| Reanalysis of the Koeberg containment | II-1.9.2.5.2.1<br>II-1.9.2.8<br>II-4.2.2               | [REDACTED] |
| Requalification of aseismic bearings  | II-1.9   | [REDACTED] |

**Appendix C**  
**Safety-Related Ageing Programmes**

**Table C-1: Demonstration for Meeting RG-0027 Requirements for Safety-related AMPs**

| RG-0027 Requirement  | How it is met   | Comments/ Reference  |
|--|---|--|
| <b>In-Service Inspection Programmes</b>  |   |  |
| <p>i) In-service inspection programmes should be in place and properly implemented for ageing management and evaluations for LTO of applicable in-scope SSCs, including consideration of baseline data.</p>                  | <p>The In-Service Inspection Program (ISIP) constitutes ISI and IST In service inspection programmes which are both implemented at KOU. In short ISIP= ISI+IST hereunder will refer to ISIP for both. ISI and IST programmes cater for ageing effects in accordance with the 9 IGALL attributes, this requirement is stipulated and called for in the programme engineer’s guide which states” <i>Understanding, preventing, detecting, monitoring, and mitigating a specific ageing effect or degradation mechanism identified on Systems, Structures and Components (SSCs)</i>. The ISI provide in service inspection requirements for safety related static components such as RPV, SG, PZR, Welds, supports and Attachments. The IST provides testing requirements for dynamic components such as valves, pumps, snubbers and the EDG.</p>                                | <p>ISIPRM: In service Inspection Program Requirements Manual: 240-119362012<br/>ISTPRM: Inservice Testing Requirements Program Manual: 240-97087308<br/>Programme Engineer’s Guide 331-148</p>   |
| <p>ii) In-service inspection procedures should be effective in detecting degradation and it should be demonstrated that ageing effects will be adequately detected with the proposed inspection or monitoring technique.</p> | <p>For every inspection/surveillance the ISIP implementers develop working procedures to allow for the implementation of the different ISIP requirements. These procedures are reviewed for adequacy to meet the stipulated requirements and should be accepted / endorsed by the relevant program owners before implementation. The main intent of the ISIP surveillances is to confirm operability readiness and the absence of degradation that could challenge operability of SSCs with safety functions. The monitoring of degradation encompasses all types; namely in service induced, design deficiency and all ageing effects.<br/>For the ISI, the NDT working procedures are also reviewed for inspection qualification adequacy where the technique, equipment and the personnel are assessed to confirm capability to detect relevant indications (defects).</p> | <p>KWR-IST-001 (all IST working procedures referenced)<br/>KAR-240: The Qualification and Certification of Inspection and Test NDT Personnel and its Sub-Contractors<br/>KAR-020: Authorisation of Inspection &amp; Test NDT Personnel and its Subcontractors<br/>240-123597661 (ex-KSA-037): Non-Destructive Testing – Personnel Certification Requirements</p> |

**Table C-1: Demonstration for Meeting RG-0027 Requirements for Safety-related AMPs**

| RG-0027 Requirement   | How it is met  | Comments/ Reference   |
|---|--|---|
|   |  | 240-123588530 (ex-KSA-118): Non-Destructive Testing – Qualification of NDT Systems<br>KGT-047: I&T Training Guide   |
| iii) The results of in-service inspection should be documented such that a trending analysis can be carried out using the results obtained from sequential inspections at the same location and should inform revision of inspection frequencies.   | All ISIP inspection and testing results are documented on hard copy data sheet and electronically in a dedicated data base. This record keeping is a statutory requirement driven by the base ASME codes used to derive the ISIP requirements as well as dictated by regulatory commitment. This regulatory requirement is stipulated in the ISIP development standard (Ex KSA-021). Furthermore, this is managed a KOU by the record management system (TD&RM)  | IST DB<br>ISI DB (Ideal US based DB)<br>ISIP Vault (hard copies storage facility)<br>240-110745414 (Ex KSA-021)<br>331-3  |
| iv) In-service inspection results that indicate notable degradation should be evaluated to ensure that the extent of degradation at similar locations is appropriately determined. SSCs in redundant subsystems should be inspected independently to detect possible differences in their ageing behaviour. | The evaluation process requirements are clearly defined in the ISIP manuals. As an example, the scope expansion / extension is called for by the different ISIP requirements to determine if the found degradation / indication is of a generic nature. The scope selection for ISIP is across the different redundant trains therefore any ageing effect will be detected timeously. In general, the results of ISIP examinations and tests shall be compared to the acceptance standards given in the ISIPRM and ISTPRM. Components where the acceptance standards are not met or where conditions are found which compromise structural integrity or safety function, shall be the subject of an Engineering Work Request (EWR). The evaluation of the reported condition shall establish whether corrective action is required or shall justify continued operation without repair / replacement. In accordance with KAA-688 requirements for an evaluation, an extent of condition is always required as part of the investigation. | KAA-688<br>ISIPRM: In service Inspection Program Requirements Manual: 240-119362012<br>ISTPRM: Inservice Testing Requirements Program Manual: 240-97087308<br>Programme Engineer's Guide<br>331-148 |
| v) A list or database should be developed and maintained to document the adequacy of non-destructive examination in detecting, characterising, and trending the degradation of structures or components. The database should provide the technical  | The ISIP requirement calls for a Database containing the full scope of examinations and tests to be conducted during the Interval and detail inspection plans and schedules in accordance with the requirements of the ISIPRM and ISTPRM. Database controls shall be established to ensure the accuracy, timeliness, and currency of information. The test results are communicated with relevant department to evaluate the association of these  | IST DB<br>ISI DB (Ideal US based DB)  |

**Table C-1: Demonstration for Meeting RG-0027 Requirements for Safety-related AMPs**

| RG-0027 Requirement   | How it is met   | Comments/ Reference   |
|---|---|---|
| <p>bases to support the findings and the conclusions necessary to support ageing management decisions.</p>  | <p>results with possible ageing effects and subsequently decide on the effective measures to be deployed to remedy their negative impact. Practically this could mean a change in the task frequency and requirement under a PM strategy or in some cases a call for a replacement and/or equivalency study.</p>  |   |
| <b>Surveillance Programmes</b>  |   |   |
| <p>i) Surveillance programmes, including functional tests, should be in place and properly implemented for ageing management and evaluations for LTO of applicable in-scope SSCs.</p>   | <p>Like point i) above, in addition, KOU decided to keep the surveillance program running independently under the OTS requirement. Although there is an overlap of requirements between the ISTPRM and SRSM however there are benefits in both hence the implementation of both programs concurrently.</p>  | <p>ISIPRM: In service Inspection Program Requirements Manual: 240-119362012<br/>                     ISTPRM: Inservice Testing Requirements Program Manual: 240-97087308<br/>                     SRSM: KBA-0022-SRSM-000</p> |
| <p>ii) Particular attention should be paid to the following aspects specifically for nuclear power plants:<br/>                     (1) The integrity of the barriers between radioactive material and the environment (that is, the primary pressure boundary and the containment);<br/>                     (2) The availability of safety systems such as the reactor protection system, the safety system actuation systems and the safety system support features;<br/>                     (3) The availability of items whose failure could adversely affect nuclear or radiation safety;<br/>                     (4) Functional testing to ensure that the tested SSCs are capable of performing their intended function(s).</p> | <p>All these aspects are specifically addressed by the ISIP manuals and the Containment Leak Rate Testing Program Requirement Manual (CLRTPRM). In brief:</p> <ul style="list-style-type: none"> <li>• All containment isolation valves (CIVs) are tested every outage under the CLRTPRM. In addition, the Pressure Isolation Valves (PIVs) are tested every outage under the ISTPRM to confirm pressure boundary integrity of the primary circuit and associated safeguard system</li> <li>• The reactor protection systems are routinely tested under RPR periodic tests. The scope is defined under the ISTPRM, and any ageing effect will be timeously detected.</li> <li>• This is confirmed with the RPR PTs results which are evaluated by engineering. This is performed under the ISTPRM and SRSM</li> <li>• All the above are also driven by the Koeberg Licensing Basis Manual (KLBM) which comprises the complete set of radiation protection and nuclear safety requirements for KNPS, and the principal documentation regarding the processes, programs and practices that demonstrate compliance with these requirements.</li> </ul> | <p>ISTPRM: Inservice Testing Requirements Program Manual: 240-97087308<br/>                     SRSM: KBA-0022-SRSM-000</p>   |

**Table C-1: Demonstration for Meeting RG-0027 Requirements for Safety-related AMPs**

| RG-0027 Requirement   | How it is met  | Comments/ Reference  |
|---|--|--|
| <p>iii) The surveillance programmes should confirm the provisions for safe operation that were considered in the design and assessed in construction and commissioning, and which are verified throughout operation.</p>  | <p>This is performed at fixed intervals specified by the ISTPRM and the SRSM. The SRSM criteria are usually derived from OTS limit to confirm the provisions and assumptions made in the SAR.</p> <p>In general, The ISTPRM and SRSM requirements are conducted to:</p> <ul style="list-style-type: none"> <li>• Establish a reasonable assurance on operability readiness of components/systems under all design base conditions. Thus, confirming their design base safety function.</li> <li>• Demonstrate the operability readiness by confirming the components and / or systems functionality.</li> <li>• Remain within the envelope of hypotheses (assumptions) described in the accident studies of the SAR.</li> <li>• Confirm the absence of any unfavourable trends (could challenge operability with time).</li> <li>• Comply with the functional requirements / limits / criteria of the OTS / SRSM.</li> </ul> | <p>ISTPRM: Inservice Testing Requirements Program Manual: 240-97087308<br/>SRSM: KBA-0022-SRSM-000</p> |
| <p>iv) The surveillance programmes should continue to supply data from monitoring relevant parameters to be used for assessing the service life of SSCs for the planned period of LTO, for example through existing or additionally installed means for measuring temperature and pressure, or through additional diagnostic systems.</p> | <p>Yes, the surveillances will continue throughout the LTO period. Furthermore, the AMPs identified the need for additional requirements and / or equipment to be used to meet the new requirement when applicable.</p>  | <p>ISTPRM: Inservice Testing Requirements Program Manual: 240-97087308<br/>SRSM: KBA-0022-SRSM-000</p> |
| <p>v) The surveillance programmes should verify that the safety margins for LTO are adequate and provide a high tolerance for anticipated operational occurrences, errors and malfunctions.</p>   | <p>This has been confirmed through the SALTO and TLAA studies and analysis. The gaps were identified, and actions were raised where applicable.</p>  |  |
| <p>vi) Surveillance programmes using</p>  | <p>Radiation embrittlement of the reactor vessel ferritic steels is a risk</p>   | <p>RVSP Manual (under review)</p>  |

**Table C-1: Demonstration for Meeting RG-0027 Requirements for Safety-related AMPs**

| RG-0027 Requirement   | How it is met  | Comments/ Reference |
|---|--|---------------------|
| <p>representative material samples (such as material specimens for surveillance of the reactor pressure vessel, cable samples and corrosion coupons) should be reviewed and extended or supplemented for ageing within the period of LTO, if necessary.</p>   | <p>associated with ageing. A reactor vessel surveillance programme (RVSP) at Koeberg is applied to ensure that the mechanical properties of the RPV beltline materials remain adequate for its design life and any planned extension of operation-life (Long Term Operation, LTO) of the plant</p> |                     |
| <p>vii) The documentation on the relevant initial conditions of the material samples used for surveillance should be identified, the adequacy of the information should be assessed, and the documentation should be supplemented as necessary.</p>   | <p>Refer to the RVSP manual</p>  |                     |
| <p>viii) Appropriate testing procedures and evaluation methods should be considered for defining the set of specimens to be included in the supplementary material surveillance programme for the reactor pressure vessel, if necessary, at least for alternative assessments such as the master curve approach for assessing fracture toughness.</p> | <p>Refer to the RVSP manual</p>  |                     |

## Appendix D Defence-in-Depth

### D.1 Implementation of Defence-in-Depth (DiD)

Defence-in-depth (DiD) is an approach to designing and operating nuclear facilities that prevents and mitigates nuclear accidents. DiD provides multiple, independent and redundant layers of defence to compensate for potential human, organisational and technical failures so that no single layer, no matter how robust, is exclusively relied upon [237].

During the PSR, DiD aspects were assessed in various safety factors, including plant design [61], deterministic safety analysis [62], probabilistic safety assessment [63], hazard analysis [64], and emergency plan [70] reviews. The impact of deviations on the levels of DiD and the fundamental safety functions (FSFs), identified during the PSR, were assessed in the PSR global assessment (GA) [112].

This section utilises the outcomes of the PSR to demonstrate the adequacy of the levels of DiD at Koeberg to support LTO.

#### D.1.1 Plant Design Provisions for Defence-in-depth

The PSR review has adequately assessed the provisions available in the plant design at each level of DiD to confirm that the objectives of the levels of defence-in-depth are met. The plant design safety factor demonstrated that the DiD concept is embedded at Koeberg [61]. The SAR provides details on the approach to DiD at Koeberg and identifies three levels of DiD as follows:

- **Level 1** – Prevention of abnormal operation through conservative design and quality of fabrication.
- **Level 2** – Control of abnormal operations through provision of protection systems to prevent accidents and allow safe shutdown.
- **Level 3** – Control of accidents which may affect the integrity of the fission product barriers through provision of design features to protect the public.

The SAR further notes that a “Level 4” defence-in-depth also exist at Koeberg, which provides for the mitigation of radiological consequences in the event of radioactive releases through the implementation of an emergency plan and emergency operating procedures.

The concept of DiD has evolved over time given the benefit of operational experience. IAEA INSAG 10 (*Defence-in-Depth in Nuclear Safety*) [237] is based on five Levels of DiD as follows:

- Level 1: Prevention of abnormal operation and failures by design.
- Level 2: Prevention and control of abnormal operation and detection of failures.
- Level 3: Control of faults within the design basis to protect against escalation to an accident.



- Level 4: Control of severe plant conditions in which the design basis may be exceeded, including protecting against further fault escalation and mitigation of the consequences of severe accidents.
- Level 5: Mitigation of radiological consequences of significant releases of radioactive material.

The application of DiD at Koeberg does not fully align with IAEA INSAG 10 (*Defence-in-Depth in Nuclear Safety*) [237], however Koeberg has available provisions for complementary accidents and a full set of severe accident management guidelines which aims to satisfy the requirements of Level 4 DiD. The 'Integrated Koeberg Nuclear Emergency Plan (IKNEP)' (KAA-811) [141] is authorised and exercised regularly and serves as Level 5 of DiD. The emergency plan is discussed in § 9.7.2. Safety improvements have been included in the PSR IIP to fully align Koeberg with modern practice in terms of the DiD concept.

The plant design PSR confirmed that operating practices at Koeberg ensure that existing provisions at each level of DiD are kept available (that is, a level of defence is not optional but a necessary safety feature) and where this is not the case, suitable justification is provided. Koeberg can address deviations from normal operations and control the plant within design limits. This operating philosophy is embedded in the operating technical specifications which ensures that the plant is operated within design limits.

The PSR PSA review [63] confirmed that the plant's design is balanced. No particular feature or postulated initiating event makes a disproportionately large or significantly uncertain contribution to the core damage and large early release frequencies. During this review, it was also confirmed that the levels of DiD are independent. The PSA review concluded that Koeberg has sufficient plant procedures and equipment to prevent design basis accidents and prevent or mitigate severe accidents.

The FSFs are ensured through levels of DiD which serves to protect the physical barriers, namely the fuel cladding, reactor coolant system boundary and the containment. The Koeberg design makes provision for the protection of these barriers which are discussed further in § 9.4.2. The FSFs are discussed in § 9.4.5.

### **D.1.2 Independence of the Levels of Defence-in-Depth**

The deterministic safety analysis [62] and plant design [61] safety factor reviews assessed whether the SSCs required for implementing safety functions at any one level of DiD are sufficiently independent of those at other levels of DiD, considering the threats that can affect them.

The PSR plant design review found that the redundant parts of a system performing safety functions were physically separated from each other. It was determined that interference between safety systems or between redundant or diverse elements of a system is prevented by various means, including electrical isolation and physical barriers.

Furthermore, it was found that generally, SSCs assigned to different levels of defence in depth are functionally isolated from one another. This ensures that the mode of operation or the failure of a system or component of a lower level does not result in the malfunction or loss of function of a system of a higher level. Similarly, the failure of higher-level SSCs do not impair the function of lower-level

systems. For example, the auxiliary feedwater system is functionally isolated (physically separate, including separate power supplies, water sources and flow paths) from the main feedwater system and failure of the main feedwater system will not result in failure of the auxiliary feedwater system.

There are however examples where independence between safety functions is not achieved. For example, the containment spray system (EAS) and safety injection system (RIS) pumps are subject to common-cause failures, as they are both cooled by the component cooling system (RRI) and essential service water systems (SEC), which also cools the EAS heat exchangers and therefore cannot be considered independent. However, in accordance with the general DiD expectations, independence between physical barriers is necessary “as far as reasonably practical” [284]. There are specific cases when the independence of barriers is not possible to maintain. For Koeberg, this is such a case. To reduce the risk, physical separation of redundant trains of RRI/SEC, JPC backup to EAS, limiting conditions of operation and incident procedures for the total loss of RRI/SEC provide some DiD, together with implementation of human performance tools.

The PSR plant design review, supported by the PSA and DSA reviews have adequately demonstrated that there is sufficient independence between the levels of DiD such that failure at one level or barrier of defence does not cause the failure of others, to the extent practical. A strength related to the design of equipment which take into consideration diversity, redundancy, physical separation, and functional independence was noted during the PSR. Another strength is related to single-failure criterion which is accounted for within the inherent design of the SSCs at Koeberg. These strengths demonstrate that the DiD concept is well embedded at Koeberg and no single human, organisational or technical failure could lead to harmful radiological effects.

### **D.1.3 Equipment Qualification in Defence-in-Depth**

Equipment qualification (EQ) is an important design attribute used to minimise common cause failures of items important for safety due to issues related to functional, seismic, and environmental capability, potential electromagnetic interference, and harsh environmental conditions over the full range from normal operation, anticipated operational occurrences, and accident conditions. According to the outcome of the PSR EQ review, the plant has implemented a formal EQ programme to ensure that qualified equipment important for nuclear safety, located in harsh plant environments, are qualified to perform their safety function throughout specified plant states. The EQ programme takes into consideration the effects of in-service ageing. The EQ programme processes and procedures were found to be aligned with international standards.

However, environmental parameters and service conditions applicable to DECAs have not been fully derived and incorporated into the EQ programme. Safety improvements to address this gap are included in the PSR IIP. Qualified equipment is maintained and preserved through good maintenance, inspection and testing regimes. Implementation of the safety improvements will ensure that equipment important for safety are properly qualified to perform their intended safety functions in all anticipated operational occurrences and accident conditions.

The EQ programme is continually reviewed to ensure that important to-safety equipment is qualified for the duration of LTO. The EQ programme is discussed further in [§ 9.5.1.5.1](#).

#### D.1.4 Practical Elimination of Significant Radioactive Releases through Defence-in-Depth

The concept and safety demonstration of 'practical elimination' of early and large releases are interpreted in the IAEA SSR 2/1 (*Safety of Nuclear Power Plants: Design*) [253] and IAEA-TECDOC-1791 (*Considerations on the Application of the IAEA Safety Requirements for the Design of Nuclear Power Plants*) [259] as:

- Physical Impossibility for the accident sequence to occur, or
- If the accident sequence can be considered with a high degree of confidence to be extremely unlikely to arise.

This deterministic concept of 'practical elimination' is a fairly new requirement aimed mainly at new plant design. The NNR specify principal safety criteria in RD-0024 (*Requirements on Risk Assessment and Compliance with Principal Safety Criteria for Nuclear Installations*) [277] that includes probabilistic public risk limits and a bias towards accidents with early and large releases. Consequently, the PSA (both Level 1 and 2) largely considers the scenarios described in IAEA-TECDOC-1791. Therefore, provisions have been implemented and the PSA demonstrates that these scenarios are unlikely and the principal safety criteria are met.

IAEA-TECDOC-1791 [259] notes that for new designs which adopt the latest technological solutions for a strong implementation of defence in depth, it is expected that a large or early release frequency below 1E-6 per reactor year could be achieved for internal events. More demanding requirements are imposed for protection against external events.

[REDACTED]

[REDACTED]

[REDACTED]

[REDACTED]

[REDACTED]

[REDACTED]

[REDACTED]

[REDACTED]

[REDACTED]

- | [Redacted]

- | [Redacted]

- | [Redacted]

- | [Redacted]

- | [Redacted]

- [Redacted]

- | [Redacted]

- | [Redacted]

- | [Redacted]

- | [Redacted]

- | [Redacted]

- | [Redacted]

- | [Redacted]

- | [Redacted]

- | [Redacted]

- [Redacted]

- [Redacted]

- [Redacted]

- | [Redacted]

- | [Redacted]

- | [Redacted]

- | [Redacted]

- [Redacted]

- | [Redacted]

- [Redacted]

- | [Redacted]

- | [Redacted]

- | [Redacted]

- | [Redacted]

- | [Redacted]

- | [Redacted]

- [Redacted]

- | [Redacted]

- [Redacted]

- | [Redacted]

- | [Redacted]

- | [Redacted]

[Redacted]

- | [Redacted]

- | [Redacted]

- | [Redacted]

- | [Redacted]

- | [Redacted]

- | [Redacted]

- | [Redacted]

- | [Redacted]

- | [Redacted]

- | [Redacted]

- | [Redacted]

- | [Redacted]

- | [Redacted]

- | [Redacted]

[Redacted]

- | [Redacted]

- | [Redacted]

- | [Redacted]

- █ [Redacted]

- █ [Redacted]

- █ [Redacted]

- █ [Redacted]

- █ [Redacted]

- █ [Redacted]

- █ [Redacted]

- █ [Redacted]

[Redacted]

[Redacted]

- █ [Redacted]

- █ [Redacted]

- █ [Redacted]

- █ [Redacted]

- █ [Redacted]

- █ [Redacted]

- █ [Redacted]

- █ [Redacted]

█ [REDACTED]

█ [REDACTED]

█ [REDACTED]

█ [REDACTED]

█ [REDACTED]

█ [REDACTED]

█ [REDACTED]

#### D.1.5 Human Factors and Performance Consideration in the Implementation of Defence-in-Depth

Human and organisational aspects are of particular importance to DiD, and these include aspects such as:

- Safety culture;
- Quality assurance and quality processes;
- Maintenance and operations;
- Staffing, competency, and skills; and
- Severe accident management.

Safety culture has been assessed during the management systems safety factor review [67] and is discussed further in § 9.9. It was determined that the nuclear safety culture programme is well established at Koeberg, safety culture is sufficiently monitored, and potential negative trends are detected and corrected. The safety culture at Koeberg is considered acceptable. Koeberg's integrated management system complies with RD-0034 (*Quality and Safety Management Requirements for Nuclear Installations*) [278] and ISO 9001 (*Quality Management Systems*



Requirements) [265], so the management system includes audits, independent reviews, quality control inspections and continuous improvement processes to support DiD.

The review determined that maintenance and operations are performed in accordance with documented procedures to ensure consistency and quality outcomes. Critical tasks require peer checking and quality control checks, in addition to self-checking as part of a comprehensive set of human performance tools which provide an essential layer of DiD against human errors.

Staff training was assessed during the human factor's safety review [68]. The review determined that staff are trained and assessed for competency in accordance with internationally benchmarked procedures. This is followed by periodic requalification to reconfirm competency. Human performance tools are integrated into qualification training to ingrain a strong nuclear safety culture.

Severe accident management guidelines are developed and trained on during emergency plan exercises. These guidelines are comprehensive and together with mobile severe accident management equipment, provide good support for level 4 and level 5 DiD.

The human reliability analysis and the extent to which human actions are considered in operating, and accident procedures have been adequately assessed during the probabilistic safety assessment (PSA) safety factor review [63]. The PSA review concluded that human actions to the extent assumed in operating and accident procedures are considered. Plant personnel actions are reflected in the assessment of risk and human reliability analyses are performed taking into consideration the factors which can influence the performance of plant staff.

The DSA safety factor review [62] also assessed the short-term time-critical operator actions during DBA and AOOs. The timing of operator actions (based on simulator and crew training results) was found to be in line with ANSI 58.8 (*Time Response Design Criteria for Safety-Related Operator Design Criteria Actions*) [224].

Based on the above assessments and outcomes, human factors are adequately considered in the implementation of DiD at Koeberg.

#### **D.1.6 Impact of PSR Deviations on Defence-in-Depth – Global Assessment (GA)**

The adequacy, acceptability and robustness of the DiD levels at Koeberg were assessed during the PSR GA and documented in appendix C of the GA report [112]. All the deviations identified during the PSR were assessed for their impact on DiD and FSF, which is discussed below.

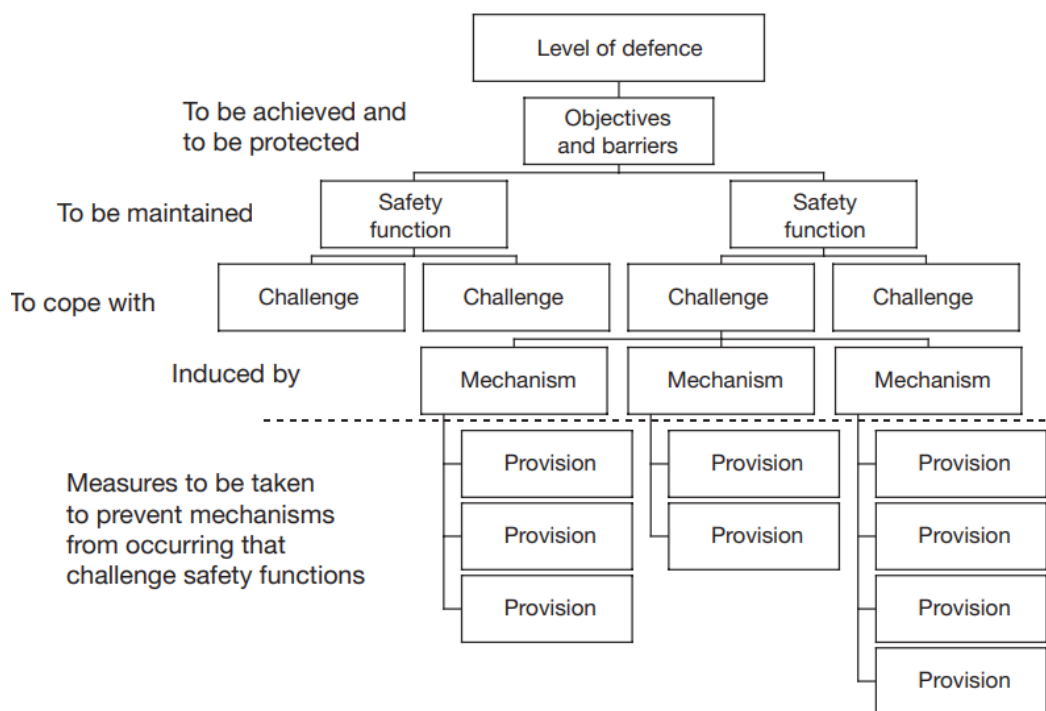
##### **D.1.6.1 Description of the Defence-in-Depth Assessment Approach**

RG-0028 (*Interim Regulatory Guide Periodic Safety Review of Nuclear Power Stations*) [283] requires that the GA includes a review of the extent to which safety requirements relating to the concept of DiD are fulfilled. INSAG-10 (*Defence-in-Depth in Nuclear Safety*) [237] requires that the safety assessment focuses on possible challenges to levels of defence. An essential element of such an assessment is a judgement of the extent to which the FSFs are ensured through levels of DiD.

The GA DiD analyses were focused on determining the individual and cumulative impact of safety factor deviations on the five levels of DiD and the FSFs to evaluate the adequacy of the existing

provisions at Koeberg. The updated IAEA SRS-46 (*Assessment of Defence-in-depth for Nuclear Power Plants*) [247] guide which incorporates the lessons learned from the Fukushima-Daiichi accident, was used to conduct the DiD analyses.

The IAEA SRS-46 (*Assessment of Defence-in-depth for Nuclear Power Plants*) [247] provides a set of objective trees (OT) for each of the INSAG-10 (*Defence-in-Depth in Nuclear Safety*) [237] safety principles belonging to the five levels of DiD. The objective tree is a graphical representation of the objective of the level of DiD, the safety function, the safety function challenges, the mechanisms that constitute the challenge and the provisions to prevent the mechanisms from occurring to protect the safety function (refer to [Figure D.1-1](#)).



**Figure D.1-1: DiD Objective Tree Structure in IAEA SRS-46 Used in the GA**

The safety significance of deviations is considered in assessing the challenges to safety functions, affected levels of DiD, and available provisions possibly compensating for the deviations. This method indicates the level(s) of DiD affected by each deviation. Five levels of DiD were analysed as defined in INSAG-10 (*Defence-in-Depth in Nuclear Safety*) [237]. Level 4 for design extension conditions (DEC) was divided into two sub-levels in accordance with the IAEA approach, namely Level 4A (DEC-A) and Level 4B (DEC-B). This approach enabled conclusions to be drawn on the extent to which levels of defence are affected by deviations identified during the PSR.



[REDACTED]

[REDACTED]

| [REDACTED] | [REDACTED] | [REDACTED] | [REDACTED] | [REDACTED] | [REDACTED] | [REDACTED] | [REDACTED] | [REDACTED] | [REDACTED] |
|------------|------------|------------|------------|------------|------------|------------|------------|------------|------------|
| [REDACTED] | [REDACTED] | [REDACTED] | [REDACTED] | [REDACTED] | [REDACTED] | [REDACTED] | [REDACTED] | [REDACTED] | [REDACTED] |
| [REDACTED] | [REDACTED] | [REDACTED] | [REDACTED] | [REDACTED] | [REDACTED] | [REDACTED] | [REDACTED] | [REDACTED] | [REDACTED] |
| [REDACTED] | [REDACTED] | [REDACTED] | [REDACTED] | [REDACTED] | [REDACTED] | [REDACTED] | [REDACTED] | [REDACTED] | [REDACTED] |
| [REDACTED] | [REDACTED] | [REDACTED] | [REDACTED] | [REDACTED] | [REDACTED] | [REDACTED] | [REDACTED] | [REDACTED] | [REDACTED] |

[REDACTED]

[REDACTED]

[REDACTED]

[REDACTED]

[REDACTED]

[REDACTED]

[REDACTED]

[REDACTED]

[REDACTED]

[REDACTED]

| [REDACTED] | [REDACTED] | [REDACTED] | [REDACTED] | [REDACTED] | [REDACTED] |
|------------|------------|------------|------------|------------|------------|
| [REDACTED] | [REDACTED] | [REDACTED] | [REDACTED] | [REDACTED] | [REDACTED] |
| [REDACTED] | [REDACTED] | [REDACTED] | [REDACTED] | [REDACTED] | [REDACTED] |
| [REDACTED] | [REDACTED] | [REDACTED] | [REDACTED] | [REDACTED] | [REDACTED] |
| [REDACTED] | [REDACTED] | [REDACTED] | [REDACTED] | [REDACTED] | [REDACTED] |
| [REDACTED] | [REDACTED] | [REDACTED] | [REDACTED] | [REDACTED] | [REDACTED] |
| [REDACTED] | [REDACTED] | [REDACTED] | [REDACTED] | [REDACTED] | [REDACTED] |
| [REDACTED] | [REDACTED] | [REDACTED] | [REDACTED] | [REDACTED] | [REDACTED] |
| [REDACTED] | [REDACTED] | [REDACTED] | [REDACTED] | [REDACTED] | [REDACTED] |

[REDACTED]

[REDACTED]

[Redacted text block]

[Redacted text block]

[Redacted text block]

[Redacted text block]

[Redacted text block]

[Redacted text block]

[Redacted text block]

#### D.1.7 Adequacy of Defence-in-Depth at Koeberg

It has been demonstrated that DiD is embedded at Koeberg in its plant design, operations and management systems. It has also been demonstrated that there is sufficient independence between

the individual levels of DiD. It has been shown that the deviations identified during the PSR have a limited impact on DiD as adequate compensatory measures exist, there is no significant cumulative effect and several of the deviations will be resolved even prior to LTO. The FSFs can be ensured despite the impact of the deviations as they do not have a cumulative effect on the FSFs and are mainly of a low safety significance. Protection of the physical barriers, namely fuel cladding, reactor coolant system and the containment, which is integral to an effective DiD, is extensively considered in the SAR with available design provisions to ensure its protection.

While the above measures provide good indication of the adequacy of DiD, a risk-based assessment and particularly the use of PSA provides a good measure of the adequacy of the DiD [\[284\]](#). Koeberg complies with the principal safety criteria (risk limits) set by the NNR in terms of core damage frequency, large early release frequency and peak public risk. These are discussed in [§ 9.2.2](#).

In conclusion, Koeberg's DiD is deemed adequate for continued safe operation including LTO. Safety improvements, particularly related to DEC (level 4), will further enhance Koeberg's DiD and are included in the LTO improvement plan.

[Redacted]

[Redacted]

| [Redacted] | [Redacted] | [Redacted] | [Redacted] | [Redacted] | [Redacted] | [Redacted] | [Redacted] | [Redacted] | [Redacted] |
|------------|------------|------------|------------|------------|------------|------------|------------|------------|------------|
| [Redacted] | [Redacted] |            |            | [Redacted] | [Redacted] | [Redacted] |            |            | [Redacted] |

[Redacted]





[Redacted Section Header]

| [Redacted] | [Redacted] | [Redacted] | [Redacted] | [Redacted] | [Redacted] | [Redacted] | [Redacted] | [Redacted] | [Redacted] |
|------------|------------|------------|------------|------------|------------|------------|------------|------------|------------|
|            | [Redacted] |            |            |            |            |            |            |            | [Redacted] |
| [Redacted] | [Redacted] |            |            | [Redacted] | [Redacted] | [Redacted] |            |            | [Redacted] |

[Redacted]

| [Redacted] | [Redacted] | [Redacted] | [Redacted] | [Redacted] | [Redacted] | [Redacted] | [Redacted] | [Redacted] | [Redacted] |
|------------|------------|------------|------------|------------|------------|------------|------------|------------|------------|
|            |            |            |            |            |            |            |            |            | [Redacted] |
| [Redacted] | [Redacted] |            |            |            | [Redacted] | [Redacted] |            |            | [Redacted] |



[Redacted]

| [Redacted] | [Redacted] | [Redacted] | [Redacted] | [Redacted] | [Redacted] | [Redacted] | [Redacted] | [Redacted] | [Redacted] |
|------------|------------|------------|------------|------------|------------|------------|------------|------------|------------|
| [Redacted] | [Redacted] |            | [Redacted] | [Redacted] | [Redacted] |            |            |            | [Redacted] |
| [Redacted] | [Redacted] |            |            | [Redacted] | [Redacted] |            |            |            | [Redacted] |

[Redacted]

| [Redacted] | [Redacted] | [Redacted] | [Redacted] | [Redacted] | [Redacted] | [Redacted] | [Redacted] | [Redacted] | [Redacted] |
|------------|------------|------------|------------|------------|------------|------------|------------|------------|------------|
| [Redacted] | [Redacted] |            |            | [Redacted] | [Redacted] | [Redacted] |            |            | [Redacted] |



[Redacted]

[Redacted]

| [Redacted] | [Redacted] | [Redacted] | [Redacted] | [Redacted] | [Redacted] |
|------------|------------|------------|------------|------------|------------|
| [Redacted] | [Redacted] | [Redacted] | [Redacted] |            | [Redacted] |
| [Redacted] | [Redacted] |            | [Redacted] |            | [Redacted] |
| [Redacted] | [Redacted] | [Redacted] | [Redacted] | [Redacted] | [Redacted] |

[Redacted Section Header]

| [Redacted] | [Redacted] | [Redacted] | [Redacted] | [Redacted] | [Redacted] |
|------------|------------|------------|------------|------------|------------|
|            |            |            |            |            | [Redacted] |
| [Redacted] | [Redacted] |            | [Redacted] |            | [Redacted] |
| [Redacted] | [Redacted] |            | [Redacted] | [Redacted] | [Redacted] |



**Appendix E**  
**Requirements for LTO Checklist**

| RG-0027 Guidance |  | Question   | IAEA SSR-2/2 | IAEA SSG-48            | IAEA SSG-25 (RG-0028) | Comment <sup>6</sup>   |
|------------------|--|--|--------------|------------------------|-----------------------|--|
| 5.3.1            | Safety case and submissions to NNR for Long Term Operation | What are the regulatory requirements, codes and standards related to AM and LTO, are they consistent with the IAEA Safety Standards, and are the gaps, if applicable, addressed by the plant in the LTO programme? | Req.16, 4.53 | 1.10, 3.2, 7.2         |                       | 240-134382460 (PSR Basis Document)<br>Refer to SF-4.5 <a href="#">[42]</a><br><br>Safety Case for LTO §9.5 (Ageing Management for LTO) |
|                  |  | Are the AM and LTO activities overseen by the regulatory body throughout the lifetime of the nuclear power plant?  | Req.16, 4.53 | 3. 6, 3.18, 7.39, 7.40 |                       | Safety Case for LTO §9.5 (Ageing Management for LTO)   |
|                  |  | What are the interfaces between regulatory requirements, codes and standards for LTO and PSR?  | Req.16, 4.53 | 7.2                    |                       | 240-134382460 (PSR Basis Document)   |
|                  |  | Is there an adequate regulatory process to ensure safe LTO?  | Req.16, 4.53 | 7.8                    |                       | NNR NIL-01 Var19 (Koeberg Nuclear Installation Licence)<br><br>240-134895976 Koeberg Long Term Operation – Licensing Strategy          |

<sup>6</sup> Questions are addressed in the documents listed below.

| RG-0027 Guidance | Question   | IAEA SSR-2/2                             | IAEA SSG-48               | IAEA SSG-25 (RG-0028)           | Comment <sup>6</sup>  |
|------------------|--|--|---------------------------|---------------------------------|---|
|                  | Does the PSR provide comprehensive information on AM, equipment qualification and LTO (for example, assumptions, activities, evaluations, assessments and results of the plant programme for AM, equipment qualification and LTO)?               | Req.12, 4.44, Req.14, 4.50, Req.16, 4.53 | 4.3, 4.6-4.8, 5.73, 7.37  | 3.8, 5.29, 5.42-5.44, 5.49-5.51 | 240-149139512 (Ageing Management Standard)<br>240-153546869 (PSR Safety Factor 4 Requirements Ageing Management Report)<br>240-156945472 (SALTO Ageing Management Assessment Report (Interim)) provides the justification for LTO and AM.<br>240-153546180 (PSR (Safety Factor 3 Requirements for Equipment Qualification Report)<br>EQ Programme (EQ procedures: 331-186 and 331-219)<br>331-608 (Global Assessment Report and Integrated Implementation Plan) |
|                  | Does the PSR consider the entire planned period of long-term operation and not just the ten years until the next PSR? Is the policy, principles and concept for AM and LTO adequately documented in the PSR report?                              | Req.12, 4.44, Req.16, 4.53               | 4.3, 5.74, 7.2, 7.7, 7.38 | 3.7                             | NNR NIL-01 Var19 (Koeberg Nuclear Installation Licence)<br><br>240-134382460 (PSR Basis Document)<br><br>331-608 (Global Assessment Report and Integrated Implementation Plan)  |
|                  | Does the scope of PSR review identify life- limiting features of the plant in order to determine if there is a need to modify, refurbish or replace certain SSCs for the purpose of extending the operating lifetime of the nuclear power plant? | Req.12, 4.44, 4.47, Req.16, 4.53         | 1.7, 7.15, 7.40           | 3.2, 3.5                        | 240-134382460 (PSR Basis Document) §2.2<br><br>331-608(Global Assessment Report and Integrated Implementation Plan)   |

| RG-0027 Guidance | Question  | IAEA SSR-2/2                             | IAEA SSG-48 | IAEA SSG-25 (RG-0028) | Comment <sup>6</sup>   |
|------------------|---|--|-------------|-----------------------|--|
|                  | Is the scope of national and international requirements, codes and standards, as well as practices used in the PSR appropriate and identified in the PSR basis document?  | Req.12, 4.44                             | 4.6         | 4.6-4.9               | 240-134382460 (PSR Basis Document) §2.3<br><br>331-608 (Global Assessment Report and Integrated Implementation Plan) |
|                  | Does the Periodic Safety Review, aimed at providing justification of the adequacy of AM for the planned period of long-term operation, focus on safety factors 1 - 4 (plant design, actual condition of SSCs important to safety, equipment qualification, ageing) and considers also adequately safety factors 8, 9, and 10 (safety performance, use of experience from other plants and research findings, and management system that addresses quality management and configuration management)? | Req.12, 4.44, Req.14, 4.50, Req.16, 4.53 | 4.6, 4.8    | 3.6, 3.8              | 240-134382460 (PSR Basis Document)<br><br>331-608 (Global Assessment Report and Integrated Implementation Plan)      |

| RG-0027 Guidance | Question  | IAEA SSR-2/2               | IAEA SSG-48                | IAEA SSG-25 (RG-0028) | Comment <sup>6</sup>  |
|------------------|---|----------------------------|----------------------------|-----------------------|---|
|                  | Does PSR review identify trends of reported events and their possible connection with degradation of SSCs?  | Req.12, 4.44               | 2.7, 3.35, 4.8, 5.56, 7.40 | 2.5, 5.94, 5.95       | 240-134382460 (PSR Basis Document) §3.4.2 (Scope includes collection of OE and trending and benchmarking of station indicators)<br><br>SALTO and TLAAs deals with ageing degradation of SSCs.<br><br>331-608 (Global Assessment Report and Integrated Implementation Plan)                  |
|                  | Are the results of the previous PSR examined in order to detect any long-term trends in deteriorating safety performance?   | Req.12, 4.44, Req.16, 4.53 |                            | 2.5, 5.94, 5.95       | 240-134382460 (PSR Basis Document) Previous SRA-II results were assessed during safety factor reviews to establish the status of any previously identified ageing related issues.<br><br>331-608 (Global Assessment Report and Integrated Implementation Plan)                              |
|                  | Is long term operation properly justified by safety assessment (that includes scope setting, AMR and revalidation of TLAAs), with consideration given to the life limiting processes and features of SSCs in scope of the evaluation? | Req.16, 4.53               | 2.30, 5.61                 | 2.31,                 | 240-134382460 (PSR Basis Document)<br><br>240-153546180 (PSR (Safety Factor 3 Requirements for Equipment Qualification Report)<br><br>SALTO Assessment (Ageing Management review and revalidation of EQ TLAAs)<br><br>331-608 (Global Assessment Report and Integrated Implementation Plan) |

| RG-0027 Guidance | Question   | IAEA SSR-2/2               | IAEA SSG-48     | IAEA SSG-25 (RG-0028)                             | Comment <sup>6</sup>  |
|------------------|--|----------------------------|-----------------|---|---|
|                  | Does PSR global assessment provide safety justification for proposed long term operation by evaluating the cumulative effects of both ageing and obsolescence on the safety and reflecting the combined effects of all safety factors (findings and proposed improvements)?  | Req.16, 4.53               | 2.5, 2.30, 2.32 | 2.17, 4.21, 4.26-27, 6.6-6.9, 6.12, Appendix II.5 | 240-163876252 (KNPS 3rd PSR Global Assessment and Integrated Implementation Plan Methodology)<br><br>331-608 (Global Assessment Report and Integrated Implementation Plan)  |
|                  | Is the PSR prepared (for example, development of a "basis document") and conducted in co-operation with the regulatory body? Is the PSR report that demonstrates safety for long term operation provided to the regulatory body for review and approval at a level of detail, and in a manner adequate for this purpose? | Req.12, 4.45, Req.16, 4.54 | 7.40            | 4.5, 4.6, 6.6-6.9                                 | 240-134382460 (PSR Basis Document) developed in-line with RG-0028 (Periodic Safety Review of Nuclear Power Plants) and NNR NIL-01 Var19 (Koeberg Nuclear Installation Licence)<br><br>331-608 (Global Assessment Report and Integrated Implementation Plan) |
|                  | Does PSR review determine reasonable and practicable modifications to be made in order to ensure that a high level of safety is maintained during long term operation? Is justification for any improvements that cannot reasonably and practicably be made provided?  | Req.12, 4.47, Req.16, 4.54 | 1.7, 7.15, 7.40 | 3.5, 3.6, 3.10, 4.26-4.27, 5.12, 6.6-6.9, 8.14    | 331-608 (Global Assessment Report and Integrated Implementation Plan)   |
|                  | Does the integrated implementation plan to be developed after the PSR contain  | Req.12, 4.47, Req.16, 4.54 | 1.7, 7.15, 7.40 | 2.18, 4.25, 6.7, 8.23, 9.1                        | 331-608 (Global Assessment Report and Integrated Implementation Plan)   |

| RG-0027 Guidance | Question                                  | IAEA SSR-2/2   | IAEA SSG-48                      | IAEA SSG-25 (RG-0028) | Comment <sup>6</sup>   |
|------------------|---|--|----------------------------------|-----------------------|--|
|                  |   | the reasonable and practicable safety improvement?   |                                  |                       |  |
| 6.1              | Ageing management, general considerations | Does the plant have a process to ensure competent human resources for LTO including external support?                            | Req.2, 3.4-3.7                   |                       | 240-164487877 (Koeberg SALTO Advance Information Pack (AIP) 2022) <a href="#">[73]</a><br><br>Refer to Appendix F. |
|                  |   | Does the plant have an adequate process for assessing and meeting the organizational competency requirements to support LTO?     |                                  |                       | 240-164487877 (Koeberg SALTO Advance Information Pack (AIP) 2022)<br><br>Refer to Appendix F.                      |
|                  |   | Have all key technical competences for LTO activities been identified and do all involved staff meet these requirements?         | Req.3, 3.8-3.9, Req.4, 3.10-3.11 |                       | 240-164487877 (Koeberg SALTO Advance Information Pack (AIP) 2022)<br><br>Refer to Appendix F.                      |
|                  |   | Do personnel assigned to LTO duties that can affect safety have a sufficient understanding of the plant and its safety features? |                                  |                       | 240-164487877 (Koeberg SALTO Advance Information Pack (AIP) 2022)<br><br>Refer to Appendix F.                      |
|                  |   | Does plant management have the necessary management skills, experience and knowledge needed to manage safe LTO?                  | Req.5, 4.1-4.3                   |                       | 240-164487877 (Koeberg SALTO Advance Information Pack (AIP) 2022)<br><br>Refer to Appendix F.                      |
|                  |   | Is the opportunity given to managers and plant personnel to learn from external peer   | Req.24, 5.27                     |                       | 240-164487877 (Koeberg SALTO Advance Information Pack (AIP) 2022)<br><br>Refer to Appendix F.                      |

| RG-0027 Guidance | Question  | IAEA SSR-2/2 | IAEA SSG-48 | IAEA SSG-25 (RG-0028) | Comment <sup>6</sup>   |
|------------------|---|--------------|-------------|-----------------------|--|
|                  | organizations and their lessons learned?  |              |             |                       |  |
|                  | Does the plant have an appropriate plant recruitment policy for LTO?  |              |             |                       | 240-164487877 (Koeberg SALTO Advance Information Pack (AIP) 2022)<br><br>Refer to Appendix F.  |
|                  | Does the policy and role of plant management support training needs and allocate sufficient resources?        |              |             |                       | 240-164487877 (Koeberg SALTO Advance Information Pack (AIP) 2022)<br><br>Implementation of SAT (Systematic Approach to Training Process Implementation)                      |
|                  | Is personnel involved in LTO activities well trained through on-job-training and other appropriate processes? |              |             |                       | 240-164487877 (Koeberg SALTO Advance Information Pack (AIP) 2022)<br><br>KGT-088 (On-Job Training and Task Performance Assessment)<br>KAA-783 (SAT Implementation Phase)     |
|                  | Does an appropriate Knowledge Management (KM) policy exist?   |              |             |                       | 240-146686589 (Nuclear Engineering Knowledge Management Standard)  |
|                  | Are KM principles and practices embedded in the integrated management system?                                 |              |             |                       | 240-164487877 (Koeberg SALTO Advance Information Pack (AIP) 2022)<br><br>Refer to F.2.11 and F.2.12<br><br>240-146686589 (Nuclear Engineering Knowledge Management Standard) |

| RG-0027 Guidance | Question   | IAEA SSR-2/2      | IAEA SSG-48 | IAEA SSG-25 (RG-0028) | Comment <sup>6</sup>  |
|------------------|--|-------------------|-------------|-----------------------|---|
|                  | Is KM a part of the operating organization's long term strategy? | Req.4, 3.10, 3.11 |             |                       | 240-164487877 (Koeberg SALTO Advance Information Pack (AIP) 2022)<br>Refer to F.2.13<br><br>As stipulated in 32-83 (Nuclear Management Policy) and all the documents derived from these, the long-term strategy caters for knowledge management.<br><br>240-146686589 (Nuclear Engineering Knowledge Management Standard) |
|                  | Is there clear ownership of KM processes and issues?             |                   |             |                       | 240-164487877 (Koeberg SALTO Advance Information Pack (AIP) 2022)<br><br>Refer to Issue Number F-3.<br><br>240-146686589 (Nuclear Engineering Knowledge Management Standard)  |
|                  | Are KM principles and practices embedded in the organization?    |                   |             |                       | 240-164487877 (Koeberg SALTO Advance Information Pack (AIP) 2022)<br><br>Refer to Issue Number F-3.<br><br>240-146686589 (Nuclear Engineering Knowledge Management Standard)  |



| RG-0027 Guidance | Question  | IAEA SSR-2/2                         | IAEA SSG-48                                | IAEA SSG-25 (RG-0028)     | Comment <sup>6</sup>   |
|------------------|---|--------------------------------------|--|---------------------------|--|
|                  | Has the plant embedded KM principles and practices in its process for collecting and using operating experience feedback?   | Req.24, 5.28, 5.29, 5.30, 5.31, 5.32 | 2.7, 2.21, 3.3, 3.30, 4.8, 5.8, 7.16, 7.18 | 5.7, 5.103-110, 8.13, 9.5 | 240-164487877 (Koeberg SALTO Advance Information Pack (AIP) 2022)<br><br>Refer to Issue Number F-3.<br><br>240-146686589 (Nuclear Engineering Knowledge Management Standard)                                     |
|                  | Has the plant implemented adequate processes for learning from the LTO experiences of other plants?   | Req.24, 5.28, 5.29, 5.30, 5.31, 5.32 | 2.31, 7.16, 7.18                           | 5.103-110                 | 240-164487877 (Koeberg SALTO Advance Information Pack (AIP) 2022)<br>Refer to Issue Number F-3.  |
|                  | Does the plant have a process for knowledge- loss risk assessment and mitigation for suppliers, TSOs and outside service providers?   |                                      | 2.26, 2.29, 6.1-6.3                        |                           | 240-164487877 (Koeberg SALTO Advance Information Pack (AIP) 2022)<br><br>Refer to Issue Number F-3.<br>Implementation of KM in accordance with 240-146686589 (Nuclear Engineering Knowledge Management Standard) |
|                  | Does the plant have established adequate processes for transferring knowledge, information and data to/from the vendor, critical equipment/component suppliers, outsourced services and TSOs? |                                      | 3.4-3.5, 3.10, 3.13-3.14, 3.16-3.18        |                           | 240-164487877 (Koeberg SALTO Advance Information Pack (AIP) 2022)<br><br>Refer to Issue Number F-3.<br><br>331-23<br>KGA-035   |
|                  | Do IT/IS processes support managing information and records and their availability?   | Req.31, 8.4                          |  |                           | 240-164487877 (Koeberg SALTO Advance Information Pack (AIP) 2022)  |

| RG-0027 Guidance |  | Question   | IAEA SSR-2/2 | IAEA SSG-48                  | IAEA SSG-25 (RG-0028) | Comment <sup>6</sup>   |
|------------------|--|--|--------------|------------------------------|-----------------------|--|
|                  |  |  |              |                              |                       | The NOU uses several IT / IS processes and systems to manage its information and records due to its diverse operational nature, as described in its integrated management system.  |
|                  |  | Does the plant retain records of traceability, rationale and assumptions of why and how operational, maintenance and design changes (corporate memory) have been made? |              | 4.1-4.2, 4.9-4.10, 4.13-4.14 |                       | 240-164487877 (Koeberg SALTO Advance Information Pack (AIP) 2022)<br>Refer to Issue Number F-3.<br><br>238-6 (Nuclear Document and Records management Requirements)<br>238-8 (The Nuclear Safety and Quality Manual)     |
| 6.2.1            | Management of ageing throughout the lifetime of the facility, design | Does the plant have access to design basis documentation which contains design basis requirements and supporting design information?                                   |              | 4.13                         | 5.25                  | 240-164487877 (Koeberg SALTO Advance Information Pack (AIP) 2022)<br><br>Refer to A.6.4.<br><br>240-89284686 (Locating Technical Information in the KOU)<br>238-6 (Nuclear Document and Records management Requirements) |
|                  |  | Is the design basis information and its changes included in the safety analysis report or in a separate design basis documentation?                                    |              | 4.14                         |                       | 240-164487877 (Koeberg SALTO Advance Information Pack (AIP) 2022)<br><br>Refer to A.6.5<br><br>Info is contained in the SAR, DSEs, 240-132364298 (Initial list of Koeberg TLAAs) and other documents.                    |

| RG-0027 Guidance |  | Question   | IAEA SSR-2/2  | IAEA SSG-48     | IAEA SSG-25 (RG-0028) | Comment <sup>6</sup>  |
|------------------|--|--|---------------|-----------------|-----------------------|---|
|                  |  | Are plant programmes and analyses relevant to AM and evaluation for long term operation properly documented in the safety analysis report (or in other current licensing basis documents)? Does the information clearly and adequately describe the current licensing basis and the design basis requirements for the plant? | Req.1, 3.2(e) | 3.11, 4.1 - 4.2 | 3.9                   | 240-164487877 (Koeberg SALTO Advance Information Pack (AIP) 2022)<br><br>Refer to A.7.1       |
| 6.3.1            | Safety analysis report and other current licensing basis documents | Is the justification for plant safety during the planned period of LTO properly documented in safety analysis report (both ageing aspects and safety upgrades)?  | Req.1, 3.2(e) | 4.3, 4.10       | 3.9                   | 240-164487877 (Koeberg SALTO Advance Information Pack (AIP) 2022)<br><br>Refer to A7.2        |
|                  |  | Is the safety analysis report being updated to reflect the results of AM and LTO assessment activities (for example, AMR, review of AMPs and plant programmes, revalidation of TLAAAs)?  | Req.1, 3.2(e) | 4.4, 7.36       | 3.9                   | 240-164487877 (Koeberg SALTO Advance Information Pack (AIP) 2022)<br><br>Refer to A.4 and A.7 |
|                  |  | Does the safety analysis report update include information describing the assumptions, activities and results of the plant programme for long term operation (including documentation of the revalidation of the TLAAAs for the period of long-term operation)   | Req.1, 3.2(e) | 4.5, 7.36       | 3.9                   | 240-164487877 (Koeberg SALTO Advance Information Pack (AIP) 2022)<br><br>Refer to A.4 and A.7 |

| RG-0027 Guidance |   | Question   | IAEA SSR-2/2                      | IAEA SSG-48 | IAEA SSG-25 (RG-0028) | Comment <sup>6</sup>  |
|------------------|---|--|-----------------------------------|-------------|-----------------------|---|
| 6.3.2            | Configuration and modification management programmes including design basis documentation | Does the management system contain processes and activities relating to the configuration management programme and the modification management programme?  | Req.10, 4.38, Req.11, 4.39 - 4.43 | 4.12        |                       | 240-164487877 (Koeberg SALTO Advance Information Pack (AIP) 2022)<br><br>Refer A.6      |
|                  |   | Are all modifications to the plant (relating to the plant configuration: SSCs, process software, OLCs, operating procedures, as well as relating to management systems: organizational structures, operation, and safety assessment tools and processes) properly documented and retained in an auditable and retrievable form? Are all safety significant modifications addressed in the SAR? | Req.10, 4.38, Req.11, 4.39 - 4.43 | 4.10        |                       | 240-164487877 (Koeberg SALTO Advance Information Pack (AIP) 2022)<br><br>Refer to A.6.2 |
|                  |   | Is a design authority properly established including its role within configuration and modification management?  | Req.1, 3.2(f)                     | 4.11        |                       | 240-164487877 (Koeberg SALTO Advance Information Pack (AIP) 2022)<br><br>Refer to A.6.3 |
|                  |   | Are alternative arrangements in place, which compensate for the lack of complete design basis documentation at the plant, for example, a programme of reconstitution of design basis?  |                                   | 4.15        | 5.25-5.25             | 240-164487877 (Koeberg SALTO Advance Information Pack (AIP) 2022)<br><br>Refer to A.6.4 |

| RG-0027 Guidance |   | Question  | IAEA SSR-2/2                       | IAEA SSG-48                      | IAEA SSG-25 (RG-0028) | Comment <sup>6</sup>  |
|------------------|---|---|------------------------------------|----------------------------------|-----------------------|---|
| 6.3.3-a)         | Safety related programmes, Maintenance programmes | Is it clearly defined for each in-scope SC what maintenance programmes (for example, preventive, predictive and corrective) are applied, which ageing effects they manage, what maintenance/inspection methods are used, maintenance frequency, tasks, documentation, records and their storage (for example a database)? | Req.31, 8.1, 8.4-8.5, Req.16, 4.54 | 4.19, 4.20                       |                       | 240-164487877 (Koeberg SALTO Advance Information Pack (AIP) 2022)<br><br>Refer to Appendix B. |
|                  |   | Are the results of the scope setting, AMR, and TLAA revalidations adequately reflected in the existing preventive and predictive maintenance programmes?  | Req.16, 4.54                       | 4.20-4.22                        |                       | 240-164487877 (Koeberg SALTO Advance Information Pack (AIP) 2022)<br><br>Refer to Appendix B. |
|                  |   | Are preventive and predictive maintenance programmes periodically evaluated based on new regulatory requirements, vendors' recommendations, past maintenance history and feedback from related operational experience and research results and findings?  | Req.31, 8.3-8.5, Req.16, 4.54      | 3.3, 3.30, 3.33, 3.35, 4.21-4.22 |                       | 240-164487877 (Koeberg SALTO Advance Information Pack (AIP) 2022)<br><br>Refer to Appendix B. |
|                  |   | Has the plant evaluated the existing preventive and predictive maintenance programmes used to manage ageing of in-scope SCs against the nine attributes of an effective   | Req.31, 8.3-8.5, Req.16, 4.54      | 4.17, 4.21, 4.22                 |                       | 240-164487877 (Koeberg SALTO Advance Information Pack (AIP) 2022)<br><br>Refer to Appendix B. |

| RG-0027 Guidance |  | Question   | IAEA SSR-2/2                  | IAEA SSG-48 | IAEA SSG-25 (RG-0028) | Comment <sup>6</sup>   |
|------------------|--|--|-------------------------------|-------------|-----------------------|--|
|                  |  | AMP for the intended period of operation (that is, including LTO)?   |                               |             |                       |  |
|                  |  | Are the measures taken to ensure that spare parts are stored in an appropriately controlled environment to avoid degradation mechanisms owing to their storage environment (for example, high or low temperatures, moisture, chemical attack, dust accumulation; for mechanical, EI&C, and civil as applicable)? | Req.31, 8.15, 8,17            | 3.28        |                       | 240-164487877 (Koeberg SALTO Advance Information Pack (AIP) 2022)<br><br>Refer to Appendix B.  |
| 6.3.3-b)         | Safety related programmes, Equipment qualification programme | Has the plant developed, implemented, maintained and periodically reviewed comprehensive equipment qualification programme including its documentation and consistent with the IAEA safety standards?  | Req.13, 4.48-49, Req.16, 4.54 | 4.23-31     |                       | 240-164487877 (Koeberg SALTO Advance Information Pack (AIP) 2022)<br><br>Refer to Appendix D.3.2   |
|                  |  | Is there equipment qualification master list containing mechanical, electrical and I&C components in place? Does it include cables, connectors and penetrations? Is this list updated regularly?   | Req.13, 4.48                  | 4.29-4.30   |                       | 240-164487877 (Koeberg SALTO Advance Information Pack (AIP) 2022)<br><br>Refer to Appendix D.3.<br>A comprehensive list of components subject to equipment qualification requirements is given in the equipment qualification master list (EQML) provided in EQMM 331-219. |

| RG-0027 Guidance | Question   | IAEA SSR-2/2               | IAEA SSG-48                  | IAEA SSG-25 (RG-0028) | Comment <sup>6</sup>  |
|------------------|--|----------------------------|------------------------------|-----------------------|---|
|                  | Does the plant use appropriate seismic motions based on the latest knowledge, operational experience and research findings for seismic qualifications? Are possible ageing effects considered for seismic qualification?   | Req.13, 4.48               | 4.30                         |                       | 240-164487877 (Koeberg SALTO Advance Information Pack (AIP) 2022)<br><br>Refer to Appendix B.   |
|                  | Are the results of the scope setting, ageing management review, and TLAA revalidations for LTO adequately used to update equipment qualification programmes?   | Req.13, 4.48, Req.16, 4.54 | 4.23, 4.28-4.30              |                       | 240-164487877 (Koeberg SALTO Advance Information Pack (AIP) 2022)<br><br>Refer to A.5 and D.3.  |
|                  | Is equipment qualification status preserved and updated through surveillance, maintenance, modifications and replacement, environment and equipment condition monitoring and configuration management? Are adequate interfaces with related programmes in place? | Req.13, 4.48               | 3.35, 4.18, 4.27, 4.30, 4.31 |                       | 240-164487877 (Koeberg SALTO Advance Information Pack (AIP) 2022)<br><br>Refer to D.3 and D.6.  |
|                  | Has the plant evaluated the existing equipment qualification programmes for in-scope SSCs against the nine attributes of an effective AMP for the intended period of operation (that is including LTO)?  | Req.13, 4.48, Req.16, 4.54 | 4.17                         |                       | 240-164487877 (Koeberg SALTO Advance Information Pack (AIP) 2022)<br><br>Provisions are made in-line with RG-0027, AM Standard and 331-148. |
|                  | If the equipment qualification programme was designed  | Req.13, 4.48, Req.16, 4.53 | 4.28, 4.30                   |                       | 240-164487877 (Koeberg SALTO Advance Information Pack (AIP) 2022)   |

| RG-0027 Guidance | Question  | IAEA SSR-2/2                      | IAEA SSG-48                            | IAEA SSG-25 (RG-0028) | Comment <sup>6</sup>  |
|------------------|---|-----------------------------------|--|-----------------------|---|
|                  | <p>according to earlier standards, is the re-qualification programme for in-scope SCs in place, focused on ensuring that the equipment can perform its function under current design basis condition?</p>   |                                   |  |                       | <p>Refer to D.3.</p>  |
|                  | <p>Has it been demonstrated that environmental qualification will remain valid over the expected period of LTO? Does the demonstration support the technical justification that ageing effects will be managed effectively? Is timely replacement of equipment that cannot be qualified for the planned period of LTO adequately considered? Has a specific programme for replacement of mechanical, electrical and I&amp;C equipment with qualified or stated lifetimes less than the planned LTO period been developed and implemented?</p> | <p>Req.13, 4.48, Req.16, 4.54</p> | <p>4.25, 4.26, 4.28, 4.30, 5.25(6)</p> |                       | <p>240-164487877 (Koeberg SALTO Advance Information Pack (AIP) 2022)</p> <p>Refer to D.3.</p> |
|                  | <p>Do the qualification results on safety related mechanical, electric and I&amp;C equipment located inside containment specify whether the equipment has been qualified to perform its safety functions in environmental</p>   |                                   | <p>4.25, 4.26, 4.28</p>                |                       | <p>240-164487877 (Koeberg SALTO Advance Information Pack (AIP) 2022)</p> <p>Refer to D.3.</p> |



| RG-0027 Guidance |  | Question  | IAEA SSR-2/2                       | IAEA SSG-48                             | IAEA SSG-25 (RG-0028) | Comment <sup>6</sup>   |
|------------------|--|---|------------------------------------|---|-----------------------|--|
|                  |  | conditions equivalent to design basis accident conditions for the planned period of LTO?  |                                    |   |                       |  |
|                  |  | Is equipment qualification status documented and maintained throughout the life of the plant and consistent with the IAEA Safety Standards?   | Req.13, 4.49                       | 4.31                                    |                       | 240-164487877 (Koeberg SALTO Advance Information Pack (AIP) 2022)<br><br>Refer to D.3.   |
|                  |  | Were all identified TLAAs revalidated using methods and criteria consistent with the IAEA recommendations?  | Req.16, 4.54                       | 5.66-5.68, 7.14(b), 7.17, 7.18(d), 7.28 |                       | 240-164487877 (Koeberg SALTO Advance Information Pack (AIP) 2022)<br><br>Refer to D.3.3  |
|                  |  | What corrective or compensatory measures are taken in case TLAAs cannot be revalidated?   | Req.16, 4.54                       | 3.34, 5.68                              |                       | 240-164487877 (Koeberg SALTO Advance Information Pack (AIP) 2022)<br><br>Refer to D.3.3. |
|                  |  | Is the revalidation of TLAAs documented in an update to the Safety Analysis Report?   | Req.16, 4.54                       | 5.70-5.72, 7.36                         |                       | 240-164487877 (Koeberg SALTO Advance Information Pack (AIP) 2022)<br><br>Refer to D.3.3. |
| 6.3.3-c)         | Safety related programmes, In- service inspection programmes | Does the ISI programme for the in-scope SSCs clearly identify which ageing effects they manage, the inspection method, the links with AM programmes, the frequency, extent and tasks? | Req.31, 8.1, 8.4-8.5, Req.16, 4.54 | 4.32-4.34, 4.36                         |                       | 240-164487877 (Koeberg SALTO Advance Information Pack (AIP) 2022)<br><br>Refer to B.3.   |
|                  |  | Are results of the scope setting, AMR, and TLAA revalidations for   | Req.16, 4.54                       | 4.32, 4.35                              |                       | 240-164487877 (Koeberg SALTO Advance Information Pack (AIP) 2022)                        |

| RG-0027 Guidance | Question  | IAEA SSR-2/2                  | IAEA SSG-48                       | IAEA SSG-25 (RG-0028) | Comment <sup>6</sup>  |
|------------------|---|-------------------------------|-----------------------------------|-----------------------|---|
|                  | LTO adequately reflected in the existing ISI programmes?  |                               |                                   |                       | Refer to B.3.   |
|                  | If ISI results indicate notable degradation, are similar locations appropriately determined? Are SSCs in redundant subsystems inspected independently to detect possible differences in their ageing behaviour? | Req.16, 4.54                  | 4.35                              |                       | 240-164487877 (Koeberg SALTO Advance Information Pack (AIP) 2022)<br><br>Refer to B.3.  |
|                  | Are ISI programmes periodically evaluated based on new regulatory requirements, vendors' recommendations, past ISI results, operating experience, new knowledge and research findings?                          | Req.31, 8.3-8.5, Req.16, 4.54 | 3.3, 3.30, 3.33, 3.35, 4.33, 4.35 |                       | 240-164487877 (Koeberg SALTO Advance Information Pack (AIP) 2022)<br><br>Refer to B.3.  |
|                  | Has the plant evaluated the existing ISI programmes used to manage ageing of in- scope SCs against the nine attributes of an effective AMP for the intended period of operation (that is, including LTO)?       | Req.16, 4.54                  | 4.17                              |                       | 240-164487877 (Koeberg SALTO Advance Information Pack (AIP) 2022)<br><br>Refer to B.3.  |
|                  | Have the methodology, equipment, and personnel, which are part of the ISI process, been qualified according to regulatory requirements, codes and standards, and IAEA safety standards as applicable?           | Req.16, 4.54                  | 4.33                              |                       | 240-164487877 (Koeberg SALTO Advance Information Pack (AIP) 2022)<br><br>Refer to B.3.2 |

| RG-0027 Guidance | Question  | IAEA SSR-2/2   | IAEA SSG-48                        | IAEA SSG-25 (RG-0028)                 | Comment <sup>6</sup>   |
|------------------|---|--|------------------------------------|---------------------------------------|--|
|                  |   | Are ISI results documented in well-maintained database?  | Req.16, 4.54, Req.31, 8.4          | 4.34, 4.36                            | 240-164487877 (Koeberg SALTO Advance Information Pack (AIP) 2022)<br><br>Refer to B.3. and B.4.2 |
| 6.3.3-d)         | Safety related programmes, Maintenance programmes | Does the surveillance programme for the in- scope SSCs clearly identify the surveillance measures, the links with AM programmes, the frequency, tasks, documentation, records and their storage (for example, a database)? | Req.31, 8.1, 8.4-8.5, Req.16, 4.54 | 4.37-4.38                             | 240-164487877 (Koeberg SALTO Advance Information Pack (AIP) 2022)<br><br>Refer to B.4.           |
|                  |   | Are results of the scope setting, ageing management review, and TLAA revalidations for LTO adequately reflected in the existing surveillance programme?  | Req.16, 4.54                       | 4.39-4.40                             | 240-164487877 (Koeberg SALTO Advance Information Pack (AIP) 2022)<br><br>Refer to B.4.           |
|                  |   | Is the surveillance programme periodically evaluated based on new regulatory requirements, vendors' recommendations, past surveillance results, operating experience, new knowledge and research findings?                 | Req.31, 8.3-8.5, Req.16, 4.54      | 3.3, 3.30, 3.33, 3.35, 4.41-4.42, 5.8 | 240-164487877 (Koeberg SALTO Advance Information Pack (AIP) 2022)<br><br>Refer to B.4.           |
|                  |   | Has the plant evaluated the existing surveillance and monitoring used to manage ageing of in-scope SCs against the nine attributes of an effective AMP for the intended period of  | Req.16, 4.54                       | 4.17                                  | 240-164487877 (Koeberg SALTO Advance Information Pack (AIP) 2022)<br><br>Refer to B.4.           |

| RG-0027 Guidance |  | Question  | IAEA SSR-2/2                    | IAEA SSG-48                                 | IAEA SSG-25 (RG-0028) | Comment <sup>6</sup>   |
|------------------|--|---|---------------------------------|---|-----------------------|--|
|                  |  | operation (that is, including LTO)?   |                                 |   |                       |  |
|                  |  | Has the plant implemented supplementary LTO related surveillance programmes, such as reactor pressure vessel supplementary surveillance programme, controlled ageing management programmes for cables, surveillance programme of concrete etc.? | Req.31, 8.1, Req.16, 4.54       | 4.42-4.44                                   |                       | 240-164487877 (Koeberg SALTO Advance Information Pack (AIP) 2022)<br><br>Refer to C.2.1.13 (RPV), D.2.1.2 (Cables), etc. |
| 6.3.3-e)         | Safety related programmes, Water chemistry programme | Are results of the scope setting, ageing management review, and TLAA revalidations for LTO adequately reflected in the existing chemistry programme?  | Req.16, 4.54, Req.29, 7.13-7.16 | 4.45, 4.48                                  |                       | 240-164487877 (Koeberg SALTO Advance Information Pack (AIP) 2022)<br><br>Refer to B.5.                                   |
|                  |  | Has the plant chemistry programme been reviewed based on regulatory requirements, vendors' recommendations, chemistry related surveillance results, operating experience, new knowledge and research findings?                                  | Req.16, 4.54, Req.29, 7.14      | 3.3, 3.22-3.23, 3.30, 3.35, 4.46, 4.47, 5.8 |                       | 240-164487877 (Koeberg SALTO Advance Information Pack (AIP) 2022)<br><br>Refer to B.5.                                   |
|                  |  | Has the plant evaluated the existing chemistry programme used to manage ageing of in-scope SCs against the nine attributes of an effective AMP for the intended period of operation (that is including LTO)?                                    | Req.16, 4.54                    | 4.17  |                       | 240-164487877 (Koeberg SALTO Advance Information Pack (AIP) 2022)<br><br>Refer to B.5.                                   |

| RG-0027 Guidance |                              | Question  | IAEA SSR-2/2                    | IAEA SSG-48           | IAEA SSG-25 (RG-0028) | Comment <sup>6</sup>   |
|------------------|------------------------------|---|---------------------------------|-----------------------|-----------------------|--|
|                  |                              | Are chemistry staff aware of implications of chemistry parameters on known aspects which could adversely impact safety during LTO (such as corrosion, erosion, inter-granular stress corrosion cracking, primary water stress corrosion cracking, etc. of SCs within the scope of LTO)? | Req.16, 4.54, Req.29, 7.13      | 4.48                  |                       | 240-164487877 (Koeberg SALTO Advance Information Pack (AIP) 2022)<br>Refer to B.5.   |
|                  |                              | Does the chemistry programme include diagnostic parameters that provide useful information for determining and preventing the cause of unexpected ageing?   | Req.16, 4.54, Req.29, 7.15-7.16 | 3.22, 4.45, 4.47      |                       | 240-164487877 (Koeberg SALTO Advance Information Pack (AIP) 2022)<br><br>Refer to B.5.<br><br>Diagnostic parameters are listed in KNC-001 and KNC-002. |
| 6.3.4            | Corrective action programmes | Is there a corrective action programme in place to ensure that conditions adverse to quality, such as ageing related degradation, are identified and that corrective actions commensurate with the significance of the issue are specified and implemented?                             | Req.1, 3.2(e)                   | 3.25, 4.49            |                       | 240-164487877 (Koeberg SALTO Advance Information Pack (AIP) 2022)<br><br>Refer to B.6.   |
|                  |                              | Does the corrective action programme document occurrences of identified ageing related degradation (conditions adverse to quality) and the methods used to address the degradation, such as evaluation  | Req.1, 3.2(f)                   | 3.3, 3.25, 3.30, 4.50 |                       | 240-164487877 (Koeberg SALTO Advance Information Pack (AIP) 2022)<br><br>Refer to B.6.   |

| RG-0027 Guidance | Question   | IAEA SSR-2/2  | IAEA SSG-48           | IAEA SSG-25 (RG-0028) | Comment <sup>6</sup>   |
|------------------|--|---------------|-----------------------|-----------------------|--|
|                  | and acceptance, evaluation and monitoring, repair, or replacement? Is such information taken into account as plant specific operating experience?  |               |                       |                       |  |
|                  | Does the corrective action programme document the modifications to AM programmes, system configuration or plant operations that are made to manage the occurrence or the severity of the ageing effect?  | Req.1, 3.2(f) | 4.51                  |                       | 240-164487877 (Koeberg SALTO Advance Information Pack (AIP) 2022)<br><br>Refer to B.6. |
|                  | Is the corrective action programme and the associated plant specific operating experience routinely reviewed by individuals responsible for the relevant AM programme to determine whether AM programmes need to be enhanced?                                  | Req.1, 3.2(f) | 3.3, 3.30, 3.35, 4.52 |                       | 240-164487877 (Koeberg SALTO Advance Information Pack (AIP) 2022)<br><br>Refer to B.6. |
|                  | Are the modifications of the existing AM programmes specified and implemented, or new AM programmes developed, if it is determined as needed through the evaluation of the corrective action programme and the associated plant specific operating experience? | Req.1, 3.2(f) | 3.25, 3.30, 4.53      |                       | 240-164487877 (Koeberg SALTO Advance Information Pack (AIP) 2022)<br>Refer to B.6.     |

| RG-0027 Guidance | Question  | IAEA SSR-2/2  | IAEA SSG-48    | IAEA SSG-25 (RG-0028) | Comment <sup>6</sup> |  |
|------------------|---|---|----------------|-----------------------|----------------------|--|
| 6.4.1            | Management of Ageing, Organizational arrangements | Are the roles and responsibilities of all organization that participate in AM and LTO preparation properly defined and co-ordinated?                                | Req.3, 3.8-3.9 | 3.5, 5.4, 5.6         |                      | 240-164487877 (Koeberg SALTO Advance Information Pack (AIP) 2022)<br><br>Appendix A.<br><br>240-149139512 (The Ageing Management Standard) |
|                  |   | Has the plant adopted a suitable organizational structure for preparation and implementation of the AM?   | Req.14, 4.50   | 5.1-5.3, 5.5          |                      | 240-164487877 (Koeberg SALTO Advance Information Pack (AIP) 2022)<br><br>Appendix A.   |
|                  |   | Has the plant adopted a suitable organizational structure for preparation for LTO?  | Req.16, 4.53   | 3.31, 7.3, 7.4        |                      | 240-164487877 (Koeberg SALTO Advance Information Pack (AIP) 2022)<br><br>Appendix A.   |
|                  |   | Are adequate resources (for example, human resources, financial resources, tools and equipment, and external resources) allocated to support AM and LTO activities? |                | 5.1, 7.4              |                      | 240-164487877 (Koeberg SALTO Advance Information Pack (AIP) 2022)<br><br>Appendix A.   |
|                  |   | Is personnel involved in AM and LTO activities properly qualified and trained?  |                | 5.7, 6.9              |                      | 240-164487877 (Koeberg SALTO Advance Information Pack (AIP) 2022)<br><br>Appendix A.   |
|                  |   | Do staff involved in AM and LTO activities have specific job descriptions/task responsibilities?  |                | 5.4, 5.6, 7.4         |                      | 240-164487877 (Koeberg SALTO Advance Information Pack (AIP) 2022)<br><br>Appendix A.   |

| RG-0027 Guidance | Question   | IAEA SSR-2/2      | IAEA SSG-48 | IAEA SSG-25 (RG-0028) | Comment <sup>6</sup>   |
|------------------|--|-------------------|-------------|-----------------------|--|
|                  | Do the plant human resources policy and strategy reflect LTO requirements?   |                   |             |                       | 240-164487877 (Koeberg SALTO Advance Information Pack (AIP) 2022)<br><br>Appendix A.       |
|                  | Do management manuals and job descriptions determine roles, responsibilities and delegations of authority for all managers in key positions related to LTO?  |                   |             |                       | 240-164487877 (Koeberg SALTO Advance Information Pack (AIP) 2022)<br><br>Appendix A.       |
|                  | Is good co-ordination maintained among different plant groups, among the site organizations and contractors involved in LTO?                                 |                   |             |                       | 240-164487877 (Koeberg SALTO Advance Information Pack (AIP) 2022)<br><br>Appendix A.       |
|                  | Are staffing and resources sufficient to accomplish the tasks assigned?  | Req.4, 3.10, 3.11 |             |                       | 240-164487877 (Koeberg SALTO Advance Information Pack (AIP) 2022)<br><br>Appendix A and F. |
|                  | Is the staffing policy directed to retaining a pool of experienced and knowledgeable staff?  |                   |             |                       | 240-164487877 (Koeberg SALTO Advance Information Pack (AIP) 2022)<br><br>Appendix A and F. |
|                  | Are long term staffing policy objectives for human resources established and maintained?   |                   |             |                       | 240-164487877 (Koeberg SALTO Advance Information Pack (AIP) 2022)<br>Appendix A and F.     |
|                  | Have specific competence requirements for LTO related positions been identified and are these used in the recruitment/selection process for these positions? |                   |             |                       | 240-164487877 (Koeberg SALTO Advance Information Pack (AIP) 2022)<br><br>Appendix A and F. |



| RG-0027 Guidance |                        | Question   | IAEA SSR-2/2 | IAEA SSG-48                      | IAEA SSG-25 (RG-0028) | Comment <sup>6</sup>   |
|------------------|------------------------|--|--------------|----------------------------------|-----------------------|--|
|                  |                        | Is long term succession planning established and implemented?  |              |                                  |                       | 240-164487877 (Koeberg SALTO Advance Information Pack (AIP) 2022)<br><br>Appendix A and F. |
|                  |                        | Do plant managers have the appropriate resources to carry out their assigned LTO responsibilities and accountabilities?  |              |                                  |                       | 240-164487877 (Koeberg SALTO Advance Information Pack (AIP) 2022)<br><br>Appendix A and F. |
| 6.6              | Scope Setting for SSCs | Does the plant have a systematic scope setting process and methodology(ies), documented and applied to all plant SSCs?   | Req.16, 4.54 | 5.14, 5.15                       |                       | 240-164487877 (Koeberg SALTO Advance Information Pack (AIP) 2022)<br><br>Appendix B.1.1.   |
|                  |                        | Are the criteria for SSCs scope setting for AM and LTO consistent with IAEA Safety Standards?  | Req.16, 4.54 | 5.16, 5.17                       |                       | 240-164487877 (Koeberg SALTO Advance Information Pack (AIP) 2022)<br><br>Appendix B.1.1.2. |
|                  |                        | Were dedicated plant walk-downs used to check the completeness of the list of SSCs whose failure may prevent SSCs important to safety from performing their intended functions in addition to the analysis of plant documentation? | Req.16, 4.54 | 5.19                             |                       | 240-164487877 (Koeberg SALTO Advance Information Pack (AIP) 2022)<br><br>Appendix B.1.1.6  |
|                  |                        | Are the results of the scope setting process clearly and well documented (such as list of SSCs in scope and out of scope,  | Req.16, 4.54 | 5.18,5.20<br>-<br>5.21,<br>5.70, |                       | 240-164487877 (Koeberg SALTO Advance Information Pack (AIP) 2022)<br><br>Appendix B.1.1.5  |

| RG-0027 Guidance | Question   | IAEA SSR-2/2 | IAEA SSG-48                                 | IAEA SSG-25 (RG-0028) | Comment <sup>6</sup>  |
|------------------|--|--------------|---|-----------------------|---|
|                  | indicating for example information sources, intended function, safety class, other scoping criteria, etc.)? Are boundaries between SSC within the scope and SSC out of the scope clearly defined?                          |              | 7.18a), 7.29-7.30, 7.33                     |                       |   |
|                  | Are the boundaries for SCs which include interfaces between different areas (mechanical, electrical, I&C and civil structures) like control valves clearly established?  | Req.16, 4.54 | 5.14, 5.18                                  |                       | 240-164487877 (Koeberg SALTO Advance Information Pack (AIP) 2022)<br><br>Appendix B.1.1.3 |
|                  | Have SCs commodities groups (group of components/ structures which have similar functions, similar materials or are in similar environment) been defined and if so, how?   | Req.16, 4.54 | 5.20  |                       | 240-164487877 (Koeberg SALTO Advance Information Pack (AIP) 2022)<br><br>Appendix B.1.1.7 |
|                  | Was a list or database of the plant SSCs (for example a master list) used as a basis for the scoping? Are the scoping process results provided in a list of SCs in the scope and a list of SCs out of the scope of AM/LTO? | Req.16, 4.54 | 5.15, 5.17, 5.19, 5.21, 7.18(a), 7.20, 7.33 |                       | 240-164487877 (Koeberg SALTO Advance Information Pack (AIP) 2022)<br><br>Appendix B.1.1   |
|                  | If scope setting data is distributed into more than one database, how is data consistency assured?   | Req.16, 4.54 | 5.14-5.15, 7.20, 7.29-7.30, 7.33            |                       | 240-164487877 (Koeberg SALTO Advance Information Pack (AIP) 2022)<br><br>Appendix B.      |

| RG-0027 Guidance |  | Question  | IAEA SSR-2/2               | IAEA SSG-48                 | IAEA SSG-25 (RG-0028) | Comment <sup>6</sup>   |
|------------------|--|---|----------------------------|-----------------------------|-----------------------|--|
|                  |  | Have SCs commodity groups (group of components/structures which have similar functions, similar materials and are in similar environment) been defined and if so, how?  | Req.16, 4.54               | 5.20, 7.20                  |                       | 240-164487877 (Koeberg SALTO Advance Information Pack (AIP) 2022)<br><br>Appendix B.1.1.7  |
| 6.7              | Ageing Management Review   | Is there a systematic process in place to perform AMR that is consistent with the IAEA safety standards?  | Req.14, 4.50, Req.16, 4.54 | 5.22 - 5.26                 |                       | 240-164487877 (Koeberg SALTO Advance Information Pack (AIP) 2022)<br><br>Refer to Appendix C, D and E.<br><br>240-125122792 (Koeberg Safety Aspects of Long-Term Operation (SALTO) Ageing Management Evaluation Process and Revalidation of the Time-Limited Ageing Analyses). |
| 6.7.1            | Ageing Management Review, Identification of relevant ageing effects and degradation mechanisms of structures or components | Does the AMR systematically identify and assess all ageing effects and degradation mechanisms that have been experienced or are anticipated based on understanding of ageing and to evaluate the impact of ageing on the in-scope SSCs' capability to perform their intended functions? | Req.14, 4.50, Req.16, 4.54 | 3.24, 5.27, 7.21, 7.23-7.25 |                       | 240-164487877 (Koeberg SALTO Advance Information Pack (AIP) 2022)<br><br>Refer to Appendix C, D and E.   |
|                  |  | Is the comprehensive understanding of ageing effects and degradation mechanisms for SCs based on design data, fabrication data, operation and maintenance histories, acting   | Req.14, 4.50, Req.16, 4.54 | 5.28, 5.69, 7.21, 7.28      |                       | 240-164487877 (Koeberg SALTO Advance Information Pack (AIP) 2022)<br><br>Refer to Appendix C, D and E.   |

| RG-0027 Guidance |  | Question   | IAEA SSR-2/2               | IAEA SSG-48                       | IAEA SSG-25 (RG-0028) | Comment <sup>6</sup>   |
|------------------|--|--|----------------------------|-----------------------------------|-----------------------|--|
|                  |  | stressors (including environmental conditions), results of ISI and surveillance, operating experience and results of research and development, results of walkdowns and condition assessments, and results of evaluation of TLAAs?   |                            |                                   |                       |  |
|                  |  | Is knowledge of the characteristics of the ageing effect (for example, necessary conditions under which the effect occurs and rates of degradation), the related degradation mechanisms and their impact on the structure or component's intended function(s) adequately considered in the identification process? | Req.14, 4.50, Req.16, 4.54 | 5.29, 7.21                        |                       | 240-164487877 (Koeberg SALTO Advance Information Pack (AIP) 2022)<br><br>Refer to Appendix C, D and E. |
| 6.7.2            | Ageing Management Review, Identification of the appropriate programmes for ageing management | Were appropriate methods to detect, monitor, prevent and mitigate ageing effects and degradation mechanisms specified for each structure or component?   | Req.14, 4.51               | 5.30, 7.22, 7.24                  |                       | 240-164487877 (Koeberg SALTO Advance Information Pack (AIP) 2022)<br><br>Refer to Appendix C, D and E. |
|                  |  | Are existing and proposed plant programmes that support LTO consistent with the IAEA recommendations including the nine attributes?  | Req.14, 4.51               | 3.33, 5.31-5.32, 5.38-5.41, 5.43- |                       | 240-164487877 (Koeberg SALTO Advance Information Pack (AIP) 2022)<br><br>Refer to Appendix C, D and E. |

| RG-0027 Guidance |   | Question  | IAEA SSR-2/2               | IAEA SSG-48                        | IAEA SSG-25 (RG-0028) | Comment <sup>6</sup>  |
|------------------|---|---|----------------------------|------------------------------------|-----------------------|---|
|                  |   |   |                            | 5.49, 7.18, 7.20, 7.24, 7.26-7.27  |                       |   |
|                  |   | Is there a process in place to ensure that programmes that are not effective are improved, modified, or new programmes are developed?   | Req.14, 4.51               | 5.32, 7.24                         |                       | 240-164487877 (Koeberg SALTO Advance Information Pack (AIP) 2022)<br><br>Refer to Appendix C, D and E.  |
| 6.7.3            | Ageing Management Review, Reporting on the ageing management review | Is the approach to the AMR documented and justified in a way that logically demonstrates that the ageing effects will be adequately managed?  | Req.14, 4.51, Req.16, 4.54 | 5.33, 7.32                         |                       | 240-164487877 (Koeberg SALTO Advance Information Pack (AIP) 2022)<br><br>Refer to Appendix C, D and E.  |
|                  |   | Is all information and conclusions regarding the scope of the AMR documented and include the description and justification of the methods used (methodology), list of SCs subject to the AMR and their intended functions, and the information sources to accomplish the above? | Req.14, 4.51, Req.16, 4.54 | 5.33-5.34, 7.33                    |                       | 240-164487877 (Koeberg SALTO Advance Information Pack (AIP) 2022)<br><br>Refer to Appendix C, D and E.  |
|                  |   | Does the documentation of the AMR results provide the following information:<br>Current performance and condition of individual SCs<br>Identification of the ageing effects and degradation   | Req.14, 4.51, Req.16, 4.54 | 5.33, 5.35-5.36, 5.70, 7.23, 7.29- |                       | 240-164487877 (Koeberg SALTO Advance Information Pack (AIP) 2022)<br><br>The ageing management review (AMR) is performed in accordance with procedure 240-125122792 (Koeberg Safety Aspects of Long-Term Operation (SALTO) Ageing |

| RG-0027 Guidance | Question                     | IAEA SSR-2/2   | IAEA SSG-48     | IAEA SSG-25 (RG-0028) | Comment <sup>6</sup>  |
|------------------|------------------------------|--|-----------------|-----------------------|---|
|                  |                              | mechanisms requiring management;<br>Understanding of ageing, monitoring of ageing, prevention and mitigation of ageing effects, as well as information on possible changes in the course of LTO;<br>Identification of the specific programmes or activities that will manage the effects of ageing for each structure, component, or commodity grouping in scope of the AMR and the need for development of new AMPs;<br>Description of how the programmes and activities will continue to identify and manage the effects of ageing such that the intended function of the SC will be maintained throughout the planned period of operation or LTO;<br>List of substantiating references and source documents;<br>All information and documentation necessary for an effective management of ageing effects is developed and retained in an auditable and retrievable form. | 7.31, 7.34-7.36 |                       | Management Evaluation Process and Revalidation of the Time-Limited Ageing Analyses).<br><br>Refer to Appendix C, D and E for the process followed with regard to AMR results. |
| 6.8              | Ageing Management Programmes | Are AMPs and other plant programmes that are credited for managing ageing co-ordinated,  | Req.14, 4.50    | 3.33, 5.37 -          | 240-164487877 (Koeberg SALTO Advance Information Pack (AIP) 2022)   |

| RG-0027 Guidance |                     | Question  | IAEA SSR-2/2 | IAEA SSG-48           | IAEA SSG-25 (RG-0028) | Comment <sup>6</sup>  |
|------------------|---------------------|---|--------------|-----------------------|-----------------------|---|
|                  |                     | implemented and periodically reviewed for improvements? Are they consistent with the nine attributes of an effective AMP?   |              | 5.38, 5.46, 7.26-7.27 |                       | Ageing management programmes is structured in line with the nine attributes of an effective AM programme as defined in 331-148.                           |
|                  |                     | If the AMP involves inspection by sampling from a specific population of structures or components, does it describe and justify the methods used for selecting the samples to be inspected and the sample size (with respect to the performance of the SCs intended functions throughout its lifetime)? | Req.14, 4.50 | 5.41                  |                       | 240-164487877 (Koeberg SALTO Advance Information Pack (AIP) 2022)   |
| 6.8.1            | Development of AMPs | Is the development of the AMPs based on the results of the AMR? Do the AMPs developed include provisions to prevent, detect, evaluate and mitigate the ageing effects of anticipated degradation mechanisms, based on the findings from the AMR?  | Req.14, 4.50 | 5.45, 5.48            |                       | 240-164487877 (Koeberg SALTO Advance Information Pack (AIP) 2022)<br><br>Refer to Issue Number C-2.   |
|                  |                     | Are specific actions relating to the detection, monitoring and prevention or mitigation of ageing effects properly specified within each AMP (these may include maintenance, equipment qualification, in-service inspection, testing and surveillance, as well as for                                   | Req.14, 4.50 | 5.44                  |                       | 240-164487877 (Koeberg SALTO Advance Information Pack (AIP) 2022)<br><br>Detection monitoring and prevention or mitigation is practiced through all AMPs. |

| RG-0027 Guidance |                        | Question  | IAEA SSR-2/2 | IAEA SSG-48 | IAEA SSG-25 (RG-0028) | Comment <sup>6</sup>   |
|------------------|------------------------|---|--------------|-------------|-----------------------|--|
|                  |                        | controlling operating conditions)?  |              |             |                       |  |
|                  |                        | Do all AMPs developed comply with relevant national regulatory requirements, codes and standards and the AM policy of the plant, and consistent with the nine attributes? Is justification provided if some of the attributes are not met?          | Req.14, 4.50 | 5.46        |                       | 240-164487877 (Koeberg SALTO Advance Information Pack (AIP) 2022)<br><br>Refer to A.1              |
|                  |                        | Are appropriate acceptance criteria for ageing effects, based on the design basis, technical requirements and applicable regulatory requirements, codes and standards established to facilitate timely corrective actions?                          | Req.14, 4.50 | 5.47        |                       | 240-164487877 (Koeberg SALTO Advance Information Pack (AIP) 2022)<br><br>Refer to B.2.1.2          |
|                  |                        | Is the information on the current status of in- scope SCs collected for subsequent review of the effectiveness of the AMPs? Are performance indicators representing the effectiveness of the AMPs developed along with the development of the AMPs? | Req.14, 4.50 | 5.49, 5.56  |                       | 240-164487877 (Koeberg SALTO Advance Information Pack (AIP) 2022)<br><br>Refer to Issue Number A-2 |
| 6.8.2            | Implementation of AMPs | Are AMPs implemented in a timely manner to ensure that the intended functions of structures or components continue to be met? Are data required for decisions on AM actions   | Req.14, 4.50 | 5.51, 5.53  |                       | 240-164487877 (Koeberg SALTO Advance Information Pack (AIP) 2022)<br><br>Refer to Appendix A.3.2   |



| RG-0027 Guidance |                                | Question  | IAEA SSR-2/2 | IAEA SSG-48      | IAEA SSG-25 (RG-0028) | Comment <sup>6</sup>  |
|------------------|--------------------------------|---|--------------|------------------|-----------------------|---|
|                  |                                | collected as a part of the AMP implementation?  |              |                  |                       |   |
|                  |                                | Are detailed implementation procedures that describe preventive and mitigatory actions, monitoring or inspection and assessment actions, acceptance criteria and corrective actions established and shared among the different units of the nuclear power plant (for example, the operations, maintenance and engineering units) that are responsible for implementing AM programmes? | Req.14, 4.50 | 5.52             |                       | 240-164487877 (Koeberg SALTO Advance Information Pack (AIP) 2022)<br><br>Refer to Issue Number D-3. |
| 6.8.3            | Review and improvement of AMPs | Is the effectiveness of AMPs periodically evaluated in the light of current knowledge and feedback from the programme? Are performance indicators, such as material condition, failure and degradation trends, newly revealed ageing, etc. established and used?  | Req.14, 4.50 | 3.35, 5.54, 5.56 |                       | 240-164487877 (Koeberg SALTO Advance Information Pack (AIP) 2022)<br><br>Refer to Issue Number C-2. |
|                  |                                | How are AMPs incorporated into the management system of the operating organization?   | Req.14, 4.50 | 5.55             |                       | 240-164487877 (Koeberg SALTO Advance Information Pack (AIP) 2022)                                   |
|                  |                                | Are data and information newly acquired through the implementation of AMPs shared among responsible units and other internal or external  | Req.14, 4.50 | 5.57             |                       | 240-164487877 (Koeberg SALTO Advance Information Pack (AIP) 2022)                                   |

| RG-0027 Guidance | Question   | IAEA SSR-2/2 | IAEA SSG-48                                    | IAEA SSG-25 (RG-0028) | Comment <sup>6</sup>   |
|------------------|--|--------------|--|-----------------------|--|
|                  | <p>organizations involved in AM? Are these data connected with the existing plant databases, such as the master equipment and component list?</p>  |              |  |                       |  |
|                  | <p>Is an in-depth review of AM performed periodically (for example, as part of PSR, of safety review for LTO, etc.) and does it demonstrate that ageing effects will continue to be identified and effectively managed? Are the results of the in-depth review documented and do they indicate findings and corrective actions as applicable (modifications of existing or development of new AMPs)?</p> | Req.14, 4.50 | 5.61   |                       | 240-164487877 (Koeberg SALTO Advance Information Pack (AIP) 2022)  |
|                  | <p>Does the plant conclude, after reviewing the existing plant programmes and/or AMPs, that the management of ageing is not adequate in some cases? If so, does the plant modify the existing programme or develop a new programme for the purpose of LTO?</p>   | Req.16, 4.54 | 3.33, 3.35, 5.37, 5.54, 5.58, 5.59, 5.60, 5.63 |                       | 240-164487877 (Koeberg SALTO Advance Information Pack (AIP) 2022)  |
|                  | <p>Provide selected examples of improved or new AMPs detailed documentation for review (examples to be selected by the reviewer). Does the plant reviewed AMPs for consistency</p>   | Req.16, 4.54 | 5.55, 5.59-5.62                                |                       | <p>240-164487877 (Koeberg SALTO Advance Information Pack (AIP) 2022)</p> <p>For example, Refer to A.5.6.</p> <p>Some new AMPs to be developed are:</p> |

| RG-0027 Guidance |                                      | Question   | IAEA SSR-2/2 | IAEA SSG-48                             | IAEA SSG-25 (RG-0028) | Comment <sup>6</sup>  |
|------------------|--------------------------------------|--|--------------|---|-----------------------|---|
|                  |                                      | with IGALL AMPs and are areas for improvement in AMPs identified and incorporated?   |              |   |                       | <ul style="list-style-type: none"> <li>* Environmental condition monitoring programme;</li> <li>* AMP 212 and AMP 215 – Electrical enclosures and switchgear and other active components, not subject to EQ requirements;</li> <li>* AMP 213 and AMP 218 – Whiskers and capacitors with liquid electrolyte; Electronic equipment not subject to EQ requirements</li> <li>* AMP 220 – Lightning protection and grounding grid not subject to EQ requirements.</li> </ul> |
| 6.9              | Time-Limited Ageing Analyses (TLAAs) | Has the plant identified all TLAAs?  | Req.16, 4.54 | 3.34, 5.64, 5.65, 7.14(b), 7.18(d)      |                       | 240-164487877 (Koeberg SALTO Advance Information Pack (AIP) 2022)<br><br>A comprehensive list of all the KNPS TLAAs was compiled in L1124-GN-LIS-010, 'Comprehensive List of Koeberg TLAAs'.  |
|                  |                                      | Which methods and information sources were used to identify the TLAAs? Is the identification process (methods and information sources) documented? | Req.16, 4.54 | 5.64, 5.65, 7.14(b), 7.18(d)            |                       | 240-164487877 (Koeberg SALTO Advance Information Pack (AIP) 2022)<br><br>Refer to Appendix C, D and E.  |
|                  |                                      | Were all identified TLAAs revalidated using methods and criteria consistent with the IAEA recommendations?   | Req.16, 4.54 | 5.66-5.68, 7.14(b), 7.17, 7.18(d), 7.28 |                       | 240-164487877 (Koeberg SALTO Advance Information Pack (AIP) 2022)<br><br>Refer to Appendix C, D and E.  |
|                  |                                      | What corrective or compensatory measures are   | Req.16, 4.54 | 3.34, 5.68                              |                       | 240-164487877 (Koeberg SALTO Advance Information Pack (AIP) 2022)   |

| RG-0027 Guidance |                                    | Question   | IAEA SSR-2/2 | IAEA SSG-48                | IAEA SSG-25 (RG-0028) | Comment <sup>6</sup>   |
|------------------|------------------------------------|--|--------------|----------------------------|-----------------------|--|
|                  |                                    | taken in case TLAAs cannot be revalidated?   |              |                            |                       | Refer to Appendix C, D and E.  |
|                  |                                    | Is the revalidation of TLAAs documented in an update to the FSAR?  | Req.16, 4.54 | 5.70-5.72, 7.36            |                       | 240-164487877 (Koeberg SALTO Advance Information Pack (AIP) 2022)<br><br>Refer to Appendix C, D and E.   |
| 6.10             | Documentation of Ageing Management | Are the assumptions, activities, evaluations, assessments and results of the plant programme for AM and/or for LTO including the list of plant's commitments documented in accordance with national regulatory requirements and consistent with the IAEA Safety Standards in an auditable and retrievable form (see details of refs. provided next)? | Req.16, 4.53 | 5.70, 7.29-7.31, 7.33-7.35 |                       | 240-164487877 (Koeberg SALTO Advance Information Pack (AIP) 2022)<br><br>240-149139512 (Ageing Management Requirements for Koeberg Nuclear Power Station) meets the requirements of RG-0027. |
|                  |                                    | Does the documentation include respective methodologies (for example, in the form of plant procedures, such as for scope setting, AMR, AMP review and improvement, TLAAs identification and revalidation, etc.)?   | Req.16, 4.53 | 7.29-7.30, 7.32,           |                       | 240-164487877 (Koeberg SALTO Advance Information Pack (AIP) 2022)<br><br>331-275 (Process for the development and control of AM at Koeberg Operating Unit)                                   |
|                  |                                    | Does the documentation also include demonstration that ageing effects will be managed during the planned operating period?   | Req.16, 4.53 | 7.35                       |                       | 240-164487877 (Koeberg SALTO Advance Information Pack (AIP) 2022)<br><br>331-275 (Process for the development and control of AM at Koeberg Operating Unit)                                   |

| RG-0027 Guidance |  | Question   | IAEA SSR-2/2               | IAEA SSG-48          | IAEA SSG-25 (RG-0028) | Comment <sup>6</sup>   |
|------------------|--|--|----------------------------|----------------------|-----------------------|--|
|                  |  | Does the documentation include an update of the safety analysis report reflecting the assumptions, activities and results of the plant programme for AM, and/or for LTO?   | Req.16, 4.53               | 5.71-5.72, 7.36      |                       | 240-164487877 (Koeberg SALTO Advance Information Pack (AIP) 2022)<br><br>Refer to A.7.   |
|                  |  | Are the assumptions, activities, evaluations, assessments and results of the plant programme for AM and/or for LTO reflected in the PSR report? Is the entire planned period of LTO considered?  | Req.16, 4.53               | 5.73, 7.37-7.38      |                       | 240-164487877 (Koeberg SALTO Advance Information Pack (AIP) 2022)<br><br>331-608 (Global Assessment Report and Integrated Implementation Plan) |
| 6.11             | Management of Technological Obsolescence | Has a dedicated plant programme to manage technological obsolescence consistent with the IAEA safety standards been developed and implemented? Does it address all SSCs important to safety and the spare parts required to maintain these SSCs? | Req.10, 4.38, Req.16, 4.54 | 3.20, 3.27, 6.1, 6.2 |                       | 240-164487877 (Koeberg SALTO Advance Information Pack (AIP) 2022)<br><br>Refer to D.4.<br><br>331-146 (TOMP)                                   |
|                  |  | Does the technological obsolescence programme involve the participation of the engineering, maintenance, operations and work planning units, plant senior management and supply chain organizations?   | Req.16, 4.54               | 6.3, 6.9             |                       | 240-164487877 (Koeberg SALTO Advance Information Pack (AIP) 2022)<br><br>Refer to D.4.<br><br>331-146 (TOMP)                                   |
|                  |  | Has the technological obsolescence programme been reviewed for consistency with  | Req.16, 4.54               | 4.17, 6.4, 6.5       |                       | 240-164487877 (Koeberg SALTO Advance Information Pack (AIP) 2022)  |

| RG-0027 Guidance |           | Question   | IAEA SSR-2/2         | IAEA SSG-48                       | IAEA SSG-25 (RG-0028) | Comment <sup>6</sup>  |
|------------------|-----------|--|----------------------|-----------------------------------|-----------------------|---|
|                  |           | the 9 attributes? Has it been made available to the regulatory body for review?  |                      |                                   |                       | Provisions are made for new programmes to align with the nine attributes as stipulated in RG-0027, AM Standard and 331-148.   |
|                  |           | Are technological obsolescence programmes periodically reviewed based on new regulatory requirements, vendors' recommendations, operating experience, and new knowledge and research findings? | Req.16, 4.54, Req.24 | 3.3, 3.30, 3.33, 3.35, 6.10, 6.11 |                       | 240-164487877 (Koeberg SALTO Advance Information Pack (AIP) 2022)<br><br>Refer to D.4.<br><br>331-146 (TOMP) in line with IAEA Specific Safety Guide (SSG)-48 and regulatory RG-0027 within the guidance from EPRI and INPO.  |
|                  |           | Does the technological obsolescence programme include the three basic steps (identify and prioritize issues, implement solutions) and activities consistent with the IAEA Safety Standards?    | Req.16, 4.54         | 6.6                               |                       | 240-164487877 (Koeberg SALTO Advance Information Pack (AIP) 2022)<br><br>Refer to D.4.<br><br>331-146 (TOMP)  |
| 6.12             | Reporting | Are efficient data collection and record-keeping systems in place so that trend analyses can readily be performed to predict SSC performance?  | Req.15, 4.52         | 3.23, 5.9-5.12                    |                       | 240-164487877 (Koeberg SALTO Advance Information Pack (AIP) 2022)<br><br>The documentation and records management processes are performed in accordance with KSA-011 (The Requirements for Controlled Documents), KAA-500 (The Process for Controlled Documents), and 331-3 (Document and Records Management Work Instruction) provide requirements for record-keeping. |

| RG-0027 Guidance |   | Question  | IAEA SSR-2/2       | IAEA SSG-48                  | IAEA SSG-25 (RG-0028) | Comment <sup>6</sup>  |
|------------------|---|---|--------------------|------------------------------|-----------------------|---|
|                  |   | Do the data collection and record-keeping systems provide all information for AMR?                  | Req.15, 4.52       | 3.23, 5.9-5.12               |                       | 240-164487877 (Koeberg SALTO Advance Information Pack (AIP) 2022)<br><br>The documentation and records management processes are performed in accordance with KSA-011 (The Requirements for Controlled Documents), KAA-500 (The Process for Controlled Documents), and 331-3 (Document and Records Management Work Instruction) provide requirements for record-keeping. |
|                  |   | Is design documentation, including documentation from suppliers, available?                         | Req.15, 4.52       | 3.13-3.19, 5.9-5.12          |                       | 240-164487877 (Koeberg SALTO Advance Information Pack (AIP) 2022)<br><br>The documentation and records management processes are performed in accordance with KSA-011 (The Requirements for Controlled Documents), KAA-500 (The Process for Controlled Documents), and 331-3 (Document and Records Management Work Instruction) provide requirements for record-keeping. |
| 7.3              | Principles of and Approach to Long Term Operation | Does a clear policy exist in the area of AM and LTO, consistent with related IAEA Safety Standards? | Req.16, 4.53, 4.54 | 3.31, 5.1, 7.7, 7.9          |                       | 240-149139512 (Ageing Management Standard)  |
|                  |   | Does the plant have plant level documentation covering principles and concept for AM and LTO?       | Req.16, 4.53, 4.54 | 5.1, 7.5, 7.6-7.8, 7.11-7.15 |                       | 240-149139512 (Ageing Management Standard)  |

| RG-0027 Guidance |  | Question   | IAEA SSR-2/2 | IAEA SSG-48   | IAEA SSG-25 (RG-0028) | Comment <sup>6</sup>   |
|------------------|--|--|--------------|---|-----------------------|--|
|                  |  | Is PSR adequately used to support decision-making for LTO?   | Req.16, 4.53 | 7.27  | 3.7, 3.10             | 331-608 (Global Assessment Report and Integrated Implementation Plan)  |
|                  |  | Is the plant personnel familiar with the LTO, its principles and concept and is it understood?   |              | 7.10  |                       | 331-608 (Global Assessment Report and Integrated Implementation Plan)  |
| 7.4              | Development of a Programme for Long Term Operation | Does the plant have an LTO programme, established in line with the plant's principles and strategy for LTO, and consistent with the IAEA Safety Standards?   | Req.16, 4.54 | 2.31, 3.31 - 3.32, 7.7 - 7.9, 7.16-7.19                 |                       | 331-608 (Global Assessment Report and Integrated Implementation Plan)  |
|                  |  | Is the LTO programme a set of activities, including evaluations, assessments, maintenance, inspections and testing, aimed at justifying and demonstrating plant safety for the planned period of long-term operation? Does the LTO programme include scope setting, AMR, review of plant programmes and of AMPs, identification and revalidation of TLAAAs, and the development of a implementation programme? Is the LTO programme based on national regulatory requirements and does it consider international best practices, operating experience and research findings? | Req.16, 4.54 | 2.31, 3.3, 3.30, 4.8, 3.31 - 3.35, 7.7 - 7.9, 7.16-7.19 |                       | 331-608 (Global Assessment Report and Integrated Implementation Plan)<br>240-164487877 (Koeberg SALTO Advance Information Pack (AIP) 2022)<br>331-608 (Global Assessment Report and Integrated Implementation Plan)<br>240-164487877 (Koeberg SALTO Advance Information Pack (AIP) 2022) |



| RG-0027 Guidance | Question  | IAEA SSR-2/2      | IAEA SSG-48          | IAEA SSG-25 (RG-0028) | Comment <sup>6</sup>   |
|------------------|---|-------------------|----------------------|-----------------------|--|
|                  | Is the LTO programme well documented (for example assumptions, activities, evaluations, assessments and results of the evaluation of AMPs and plant programmes) and retained in an auditable and retrievable form?  | Req.16, 4.53-4.54 | 5.70 7.29            |                       | 331-608 (Global Assessment Report and Integrated Implementation Plan)<br><br>240-164487877 (Koeberg SALTO Advance Information Pack (AIP) 2022) |
|                  | Does the LTO programme address the safety improvements (such as modifications, major reconstructions and scheduled replacements) required as well as the related plant commitments and implementation schedule?   | Req.16, 4.53-4.54 | 7.18e), 7.19, 7.41   |                       | 331-608 (Global Assessment Report and Integrated Implementation Plan)<br><br>240-164487877 (Koeberg SALTO Advance Information Pack (AIP) 2022) |
|                  | Does the plant have programme(s) or action plan for the resolution of issues identified during the review of AMPs, EQ and TLAAs?  | Req.16, 4.53-4.54 | 7.18                 |                       | 331-608 (Global Assessment Report and Integrated Implementation Plan)<br><br>240-164487877 (Koeberg SALTO Advance Information Pack (AIP) 2022) |
|                  | Has an evaluation of the existing NPP programmes and documentation been performed? Are evaluation results used as a basis for developing the foundation for successful LTO and will they remain effective for the planned period of LTO? Will this evaluation determine if modifications and/or new | Req.16, 4.53-4.54 | 7.11-7.15, 7.16-7.18 |                       | 331-608 (Global Assessment Report and Integrated Implementation Plan)<br><br>240-164487877 (Koeberg SALTO Advance Information Pack (AIP) 2022) |

| RG-0027 Guidance | Question | IAEA SSR-2/2   | IAEA SSG-48                     | IAEA SSG-25 (RG-0028) | Comment <sup>6</sup> |  |
|------------------|----------|--|---------------------------------|-----------------------|----------------------|--|
|                  |          | programmes are necessary to ensure that SSCs are available and qualified to perform their intended function for the planned period of LTO? |                                 |                       |                      |  |
|                  |          | Are recommendations and other suggestions arising from different types of reviews incorporated into plant activities?                      | Req.12, 4.47, Req.16, 4.53-4.54 | 2.21, 7.18-7.19, 7.31 | 9.1-9.5              | 331-608 (Global Assessment Report and Integrated Implementation Plan)<br><br>240-164487877 (Koeberg SALTO Advance Information Pack (AIP) 2022) |