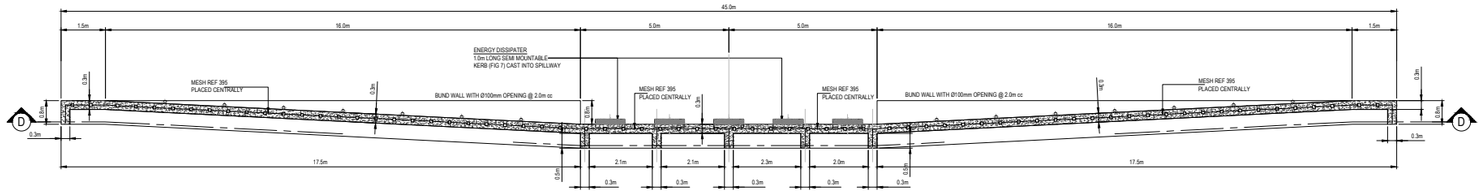

SECTION A - A
SCALE 1:75
(FROM 30MPa CONCRETE)

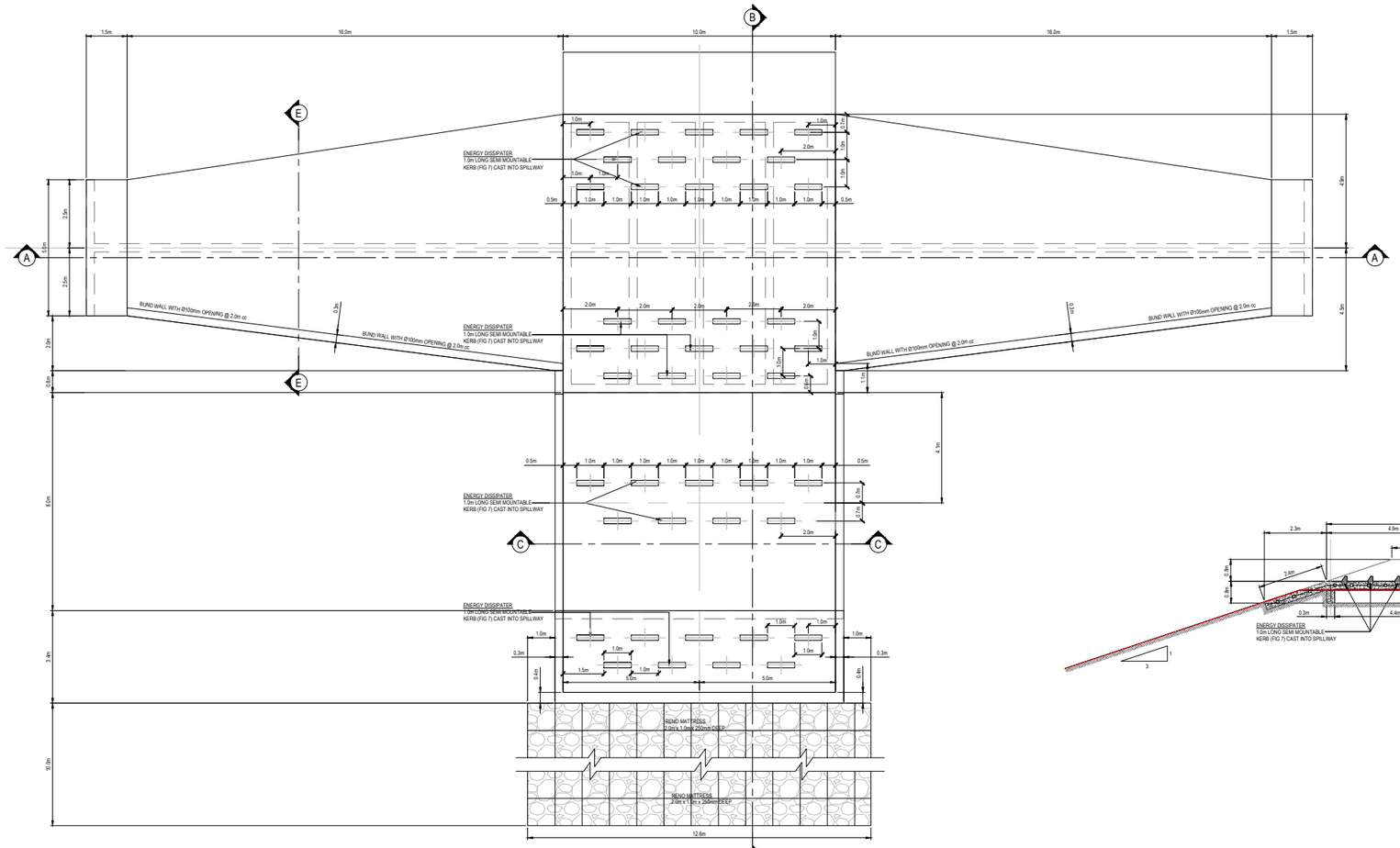

PLAN LAYOUT
SCALE 1:75
(FROM 30MPa CONCRETE)

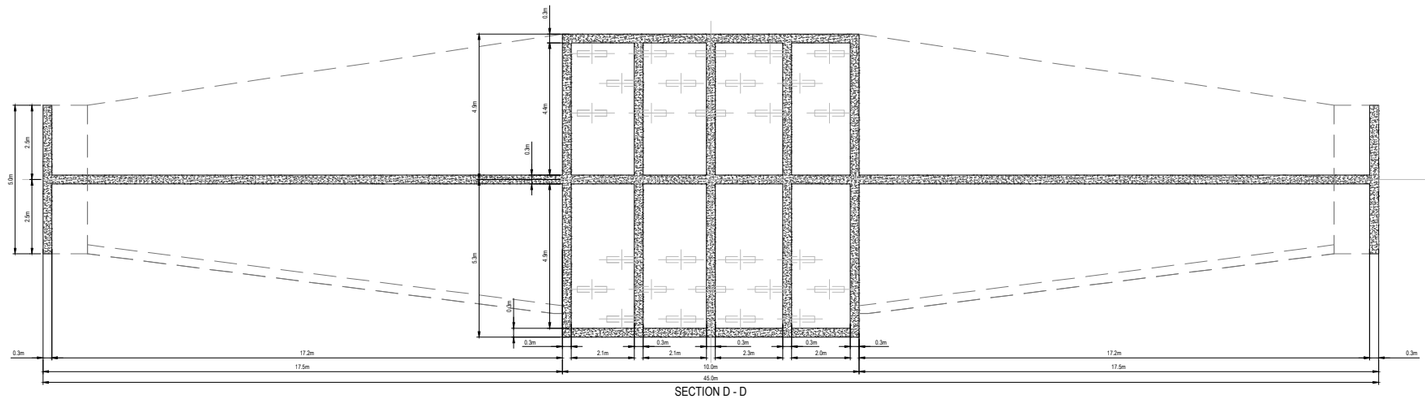

SECTION D - D
GROUND BEAMS
SCALE 1:75
(FROM 30MPa CONCRETE)

NOTES:
1. MOUNTABLE KERBS TO BE FIG.7 UNLESS OTHERWISE SPECIFIED
2. ALL KERB SHAPES AND STRENGTH TO COMPLY WITH SABS 927.
3. ALL KERBING ON CURVES TO BE CONTINUOUSLY HAUNCHED. KERBS ON STRAIGHT SECTIONS HAUNCHED ONLY AT JOINTS.
4. REFLECTIVE KERBING TO BE USED WHERE EXTRA SAFETY IS REQUIRED

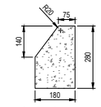

SECTION H - H
SABS (FIG. 7)
SCALE 1:10

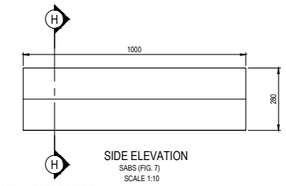

SIDE ELEVATION
SABS (FIG. 7)
SCALE 1:10

SEMI-MOUNTABLE KERB

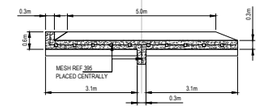

SECTION E - E
SCALE 1:75
(FROM 30MPa CONCRETE)

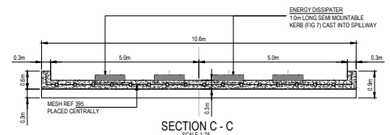

SECTION C - C
SCALE 1:75
(FROM 30MPa CONCRETE)

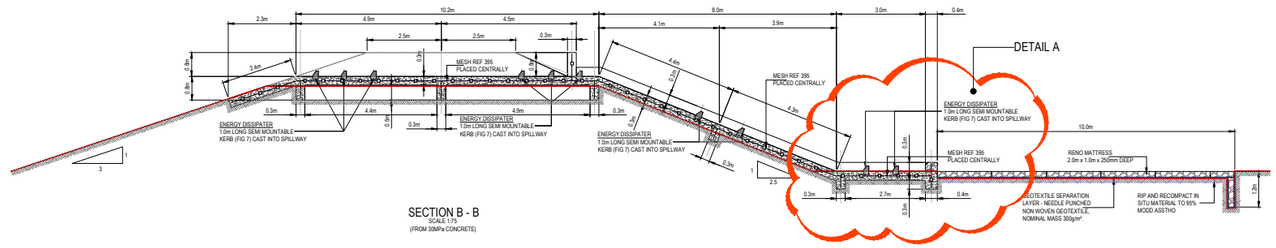

SECTION B - B
SCALE 1:75
(FROM 30MPa CONCRETE)

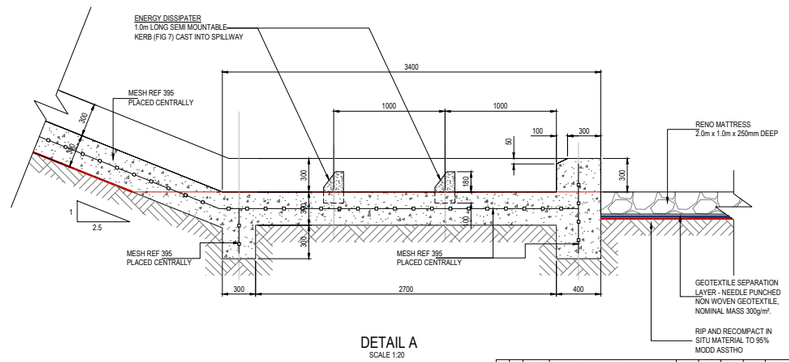

DETAIL A
SCALE 1:20

60YR ADF SCOPE LEGEND	KKS	PBS: 00UEQ01	
NAME	LABEL	ASH DISPOSAL FACILITY	

NOTES:
COORDINATE SYSTEM : LO29 WGS-84

Sign: .....
K.P. MATULOVICH
Pr. Eng. 20150729
Date: 2011-11-2023

D.O.	REV	DATE	INDEX REFERENCE :	REV BY	CHKD BY	AUTH BY	KKS APP	REFERENCE DWG. No.	REFERENCE DRAWINGS
.	D	2023.11.27	ISSUED FOR CONSTRUCTION	MM	KPM	KPM			
.	B	2023.11.24	ISSUED FOR EXTERNAL REVIEW	MM	MM	KPM			
.	A	2023.11.08	ISSUED FOR INTERNAL REVIEW	MM	BLJ	KPM			

DRG REFERENCE			–	SUPERVISED FOR ESKOM BY	DATE
DESIGN APPROVED	24 11 23	KPM	–		–
KKS APP			–	SUPERVISED FOR ESKOM BY	DATE
AUTH BY			–		–
CHKD BY	24 11 23	KPM	–	ESKOM HOLDINGS LTD. REG. No. 2002/015627/06	
DRAWN BY	02 11 23	NT			
SCALE		1:500			

Eskom

KUSILE POWER STATION
ASH DISPOSAL FACILITY
ATTENUATION DAMS 2,3 AND 5
SPILLWAY DETAILS

366-513548 | SHEET 1 | REV 0

SIZE GROOTTE A0L

ATTENUATON DAMS SPILLWAY DETAILS

C:\Users\Molly.ZMITECHNIF\EnviTech Solutions PTY-LTD\Communication site - Documents\Johannesburg\Projects\ES projects\816-2023 EPCM - Eskom 60yr ADF\3. Project Stage\Design Drawings\Kcf\366-513548_Rev B.dwg Dec 01, 2023 - 8:25pm